



**6.3.5. PERFORMANCE APPRAISAL
SYSTEM FOR FACULTY
&
NON-TEACHING STAFF**

S.No	Description	Page No.
1.	Faculty Performance Appraisal system – Summary Report	2 – 25
2.	Performance Appraisal form – Faculty	26 – 208
3.	Performance Appraisal system – Faculty – Appreciation Letter	209 – 218
4.	Performance Appraisal system – Faculty – Counselling Provided	219 – 220
5.	Non-Teaching Staff Performance Appraisal system - Summary	221 – 245
6.	Performance Appraisal form – Non-Teaching Staff	246 – 333

K S R INSTITUTE FOR ENGINEERING AND TECHNOLOGY

TIRUCHENGODE – 637215

DEPARTMENT OF ELECTRICAL AND ELECTRONICS ENGINEERING

CONSOLIDATED LIST OF FACULTY PERFORMANCE APPRAISAL

ACADEMIC YEAR: 2019-20

S.No	Name of the Faculty	Consolidated Score %	Overall Performance
1.	Dr.R.Jeyabharath	71.75	GOOD
2.	Dr.P.Veena	83	VERY GOOD
3.	Dr.T.Srihari	87	EXCELLENT
4.	Dr.C.Santhakumar	73	GOOD
5.	Dr.A.Murugesan	78	VERY GOOD
6.	R.Sacithraa	69	GOOD
7.	Y.Kalimuthu	71.75	GOOD
8.	M.A.Stephen Raj	65	GOOD
9.	P.Shanmuga Aravind	68	GOOD
10.	K.Meenatchi	71	GOOD
11.	T.Arvind	72	GOOD
12.	C.Sivakumar	80	VERY GOOD


HoD
27/12/20


PRINCIPAL,
K. S. R. INSTITUTE FOR
ENGINEERING AND TECHNOLOGY,
K. S. R. KALYAN NAGAR,
TIRUCHENGODE - 637 215,
NAMAKKAL Dt, TAMIL NADU.


Principal

K S R INSTITUTE FOR ENGINEERING AND TECHNOLOGY


TIRUCHENGODE – 637215


DEPARTMENT OF ELECTRICAL AND ELECTRONICS ENGINEERING


CONSOLIDATED LIST OF FACULTY PERFORMANCE APPRAISAL

ACADEMIC YEAR: 2018-19

S.No	Name of the Faculty	Consolidated Score %	Overall Performance
1.	Dr.R.Jeyabharath	74.5	GOOD
2.	Dr.P.Veena	73	GOOD
3.	Dr.T.Srihari	77	VERY GOOD
4.	Dr.C.Santhakumar	71	GOOD
5.	Dr.A.Murugesan	70	GOOD
6.	Y.Kalimuthu	61	GOOD
7.	M.A.Stephen Raj	66	GOOD
8.	R.Sacithraa	72.75	GOOD
9.	K.Meenatchi	60.5	GOOD
10.	P.Shanmuga Aravind	64	GOOD
11.	C.Sivakumar	77	VERY GOOD
12.	T.Arvind	64	GOOD
13.	P.Krishna Kumar	63	GOOD
14.	A.Jeevitha	64	GOOD
15.	K.Indhumathi	65	GOOD
16.	D.Dhivyaa	65	GOOD


HoD


PRINCIPAL,
K. S. R. INSTITUTE FOR
ENGINEERING AND TECHNOLOGY,
K. S. R. KALVI NAGAR,
TIRUCHENGODE - 637 215,
NAMAKKAL DISTRICT, TAMIL NADU.


Principal

K S R INSTITUTE FOR ENGINEERING AND TECHNOLOGY

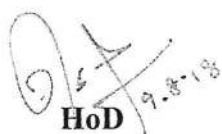
TIRUCHENGODE – 637215


DEPARTMENT OF ELECTRICAL AND ELECTRONICS ENGINEERING


CONSOLIDATED LIST OF FACULTY PERFORMANCE APPRAISAL

ACADEMIC YEAR: 2017-18

S.No	Name of the Faculty	Consolidated Score %	Overall Performance
1.	Dr.R.Jeyabharath	72.25	GOOD
2.	Dr.P.Veena	75	VERY GOOD
3.	Dr.T.Srihari	75.5	VERY GOOD
4.	Dr.C.Santhakumar	66.5	GOOD
5.	Y.Kalimuthu	68	GOOD
6.	M.A.Stephen Raj	65.9	GOOD
7.	A.Murugesan	67	GOOD
8.	R.Sacithraa	62	GOOD
9.	P.Shanmuga Aravind	67	GOOD
10.	K.Meenatchi	52.25	GOOD
11.	C.Sivakumar	74	GOOD
12.	T.Arvind	66.7	GOOD
13.	P.Krishna Kumar	60.5	GOOD
14.	D.Dhivyaa	67.2	GOOD
15.	A.Jeevitha	57.2	SATISFACTORY
16.	K.Indhumathi	62.2	GOOD


HoD 9.8.18


PRINCIPAL,
K. S. R. INSTITUTE FOR
ENGINEERING AND TECHNOLOGY,
K. S. R. KALVI NAGAR,
TIRUCHENGODE - 637 215,
NAMAKKAL DISTRICT, TAMIL NADU.


Principal

K S R INSTITUTE FOR ENGINEERING AND TECHNOLOGY


TIRUCHENGODE – 637215

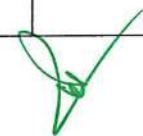
DEPARTMENT OF ELECTRICAL AND ELECTRONICS ENGINEERING

CONSOLIDATED LIST OF FACULTY PERFORMANCE APPRAISAL

ACADEMIC YEAR: 2016-17

S.No	Name of the Faculty	Consolidated Score %	Overall Performance
1.	Dr.R.Jeyabharath	77.75	VERY GOOD
2.	Dr.P.Veena	76.89	VERY GOOD
3.	Dr.T.Srihari	85	EXCELLENT
4.	M.A.Stephen Raj	65.5	GOOD
5.	Y.Kalimuthu	66	GOOD
6.	A.Murugesan	65.25	GOOD
7.	Mr.S.Velmurugan	65.83	GOOD
8.	R.Sacithraa	67	GOOD
9.	P.Shanmuga Aravind	67.63	GOOD
10.	Mrs.P.Maheswari	65.23	GOOD
11.	S.Krishna Kumar	61.85	GOOD
12.	K.Meenatchi	61.8	GOOD
13.	A.Thangaraju	61.90	GOOD
14.	T.Arvind	64.11	GOOD
15.	Ms.S.Sudha	68.29	GOOD
16.	K.M.Priyadharshini	61.09	GOOD
17.	C.Sivakumar	71.94	GOOD
18.	P.Krishna Kumar	62.56	GOOD
19.	A.Jeevitha	64.64	GOOD


HoD 18-8-17


PRINCIPAL,
K. S. R. INSTITUTE FOR
ENGINEERING AND TECHNOLOGY,
K. S. R. KALYAN NAGAR,
TIRUCHENGODE - 637 215,
NAGARJAL, DIST. TAMIL NADU.


Principal

K S R INSTITUTE FOR ENGINEERING AND TECHNOLOGY

TIRUCHENGODE – 637215

DEPARTMENT OF ELECTRICAL AND ELECTRONICS ENGINEERING

CONSOLIDATED LIST OF FACULTY PERFORMANCE APPRAISAL

ACADEMIC YEAR: 2015-16

S.No	Name of the Faculty	Consolidated Score %	Overall Performance
1.	Dr.R.Jeyabharath	73.25	GOOD
2.	Dr.P.Veena	75.25	VERY GOOD
3.	Dr.T.Srihari	81.5	VERY GOOD
4.	C.Santha Kumar	66.2	GOOD
5.	M.A.Stephen Raj	62.5	GOOD
6.	Y.Kalimuthu	70.7	GOOD
7.	A.Murugesan	62	GOOD
8.	Mr.S.Velmurugan	65	GOOD
9.	R.Sacithraa	64.7	GOOD
10.	P.Shanmuga Aravind	64	GOOD
11.	Mrs.P.Maheswari	60.25	GOOD
12.	S.Krishna Kumar	62.5	GOOD
13.	K.Meenatchi	61.75	GOOD
14.	A.Thangaraju	55.6	SATISFACTORY
15.	V.Kirubakaravelan	61	GOOD
16.	T.Arvind	67.75	GOOD
17.	Ms.S.Sudha	59	SATISFACTORY
18.	S.Karthikeyan	60.25	GOOD
19.	C.Sivakumar	68.47	GOOD
20.	L.Nishanth	55.67	SATISFACTORY
21.	K.M.Priyadharshini	64.5	GOOD

HoD

K.S.R-12

Principal

PRINCIPAL,
K. S. R. INSTITUTE FOR
ENGINEERING AND TECHNOLOGY,
K. S. R. COLONY NAGAR,
TIRUCHENGODE - 637 215,
NAMAKKAL DIST, TAMIL NADU.

K S R INSTITUTE FOR ENGINEERING AND TECHNOLOGY


TIRUCHENGODE – 637215

DEPARTMENT OF ELECTRONICS AND COMMUNICATION ENGINEERING

CONSOLIDATED LIST OF FACULTY PERFORMANCE APPRAISAL

ACADEMIC YEAR: 2019-2020

S.No	Name of the Faculty	Consolidated Score %	Overall Performance
1.	Dr.R.NANDAKUMAR	70.4%	GOOD
2.	Dr.W.DEVAPRIYA	86.62%	EXCELLENT
3.	P.GOVINDARAJU	78.05%	VERY GOOD
4.	P.PREMKUMAR	72.81%	GOOD
5.	T.SENTHIL	77.30%	VERY GOOD
6.	K.VENKATACHALAM	60.04%	GOOD
7.	B.LATHA	78.12%	VERY GOOD
8.	T.MARTHANDAN	77.55%	VERY GOOD
9.	V.PRAVEEN KUMAR	75.25%	VERY GOOD
10.	M.V.MAHESH	77.14%	VERY GOOD
11.	P.SARANYA	72.02%	GOOD
12.	A.RAVI	78.68%	VERY GOOD
13.	S.PREMALATHA	78.64%	VERY GOOD
14.	J.DIVAKARAN	73.10%	GOOD
15.	M.UDHAYAKUMAR	76.27%	VERY GOOD
16.	B.VINOTHKUMAR	74.38%	GOOD


PRINCIPAL,
K. S. R. INSTITUTE FOR
ENGINEERING AND TECHNOLOGY,
K. S. R. KALVI NAGAR,
TIRUCHENGODE - 637 215,
NAMAKKAL Dt, TAMIL NADU.

K S R INSTITUTE FOR ENGINEERING AND TECHNOLOGY


TIRUCHENGODE – 637215

DEPARTMENT OF ELECTRONICS AND COMMUNICATION ENGINEERING_

CONSOLIDATED LIST OF FACULTY PERFORMANCE APPRAISAL

ACADEMIC YEAR: 2018-2019

S.No	Name of the Faculty	Consolidated Score %	Overall Performance
1.	Dr.R.NANDAKUMAR	60.7%	GOOD
2.	Dr.W.DEVAPRIYA	76.45%	VERY GOOD
3.	P.GOVINDARAJU	66.26%	GOOD
4.	P.PREMKUMAR	65.86%	GOOD
5.	T.SENTHIL	74.88%	GOOD
6.	S.NANDHA KUMAR	66.44%	GOOD
7.	K.R.GOKULANAND	73.45%	GOOD
8.	K.VENKATACHALAM	61.08%	GOOD
9.	B.LATHA	75.53%	VERY GOOD
10.	T.MARTHANDAN	72.70%	GOOD
11.	V.PRAVEEN KUMAR	70.53%	GOOD
12.	M.V.MAHESH	72.10%	GOOD
13.	P.SARANYA	69.42%	GOOD
14.	A.RAVI	71.93%	GOOD
15.	S.PREMALATHA	68.12%	GOOD
16.	J.DIVAKARAN	69.60%	GOOD


PRINCIPAL,
K. S. R. INSTITUTE FOR
ENGINEERING AND TECHNOLOGY,
K. S. R. KALVI NAGAR,
TIRUCHENGODE - 637 215,
NAMAKKAL Dt, TAMIL NADU.

17.	S.DHANALAKSHMI	64.53%	GOOD
18.	M.UDHAYAKUMAR	65.70%	GOOD
19.	B.VINOTHKUMAR	71.21%	GOOD
20.	M.SHRIKALAA	55.28%	SATISFACORY
21.	R.PRADEEP	59.13%	SATISFACORY
22.	V.SINDHUJA	71.32%	GOOD
23.	P.MOHANA SUNTHARI	68.36%	GOOD
24.	P.JANANI	60.93%	GOOD


HoD 17/9/19


Principal 17/9/19



PRINCIPAL,
K. S. R. INSTITUTE FOR
ENGINEERING AND TECHNOLOGY,
K. S. R. KALVI NAGAR,
TIRUCHENGODE - 637 215,
NAMAKKAL DI, TAMIL NADU.

K S R INSTITUTE FOR ENGINEERING AND TECHNOLOGY, TIRUCHENGODE
DEPARTMENT OF ELECTRONICS AND COMMUNICATION ENGINEERING
CONSOLIDATED FACULTY PERFORMANCE APPRAISAL
ACADEMIC YEAR: 2017-2018

S.NO	NAME OF THE FACULTY	OUT OF 350	RATING BY HoD / PRINCIPAL	TOTAL SCORE OUT OF 400	PERCENTAGE OBTAINED	OVERALL PERFORMANCE
1	Dr. R.NANDAKUMAR	268.81	18	286.81	71.70	GOOD
2	Dr.R.VENKADESH	222.28	45	267.28	66.82	GOOD
3	Dr. A.N.NANDAKUMAR	216	45	261	65.25	GOOD
4	Dr.N.R.RAJALAKSHMI	214	46	260	65.00	GOOD
5	P.GOVINDARAJU	201.34	49	250.34	62.59	GOOD
6	Dr.W.DEVAPRIYA	240.2	46	286.2	71.55	GOOD
7	P.PREMKUMAR	240.6	48	288.6	72.15	GOOD
8	G.GOWTHAMRAJ	229	49	278	69.50	GOOD
9	T.SENTHIL	241.22	46	287.22	71.81	GOOD
10	N.K.SHANKAR	216.6	39	255.6	63.90	GOOD
11	S.GOMATHI	197.92	43	240.92	60.23	GOOD
12	P.VIDHYA	201.14	45	246.14	61.54	GOOD
13	S.NANDHAKUMAR	200.6	41	241.6	60.40	GOOD
14	R.TAMILMANI	224.35	43	267.35	66.84	GOOD
15	S.KARTHIK	255.92	46	301.92	75.48	VERY GOOD
16	K.J.UMA	238	44	287	71.75	GOOD
17	K.R.GOKULANAND	238	44	282	70.50	GOOD
18	K.VENKATACHALAM	229.95	42	271.95	67.99	GOOD
19	B.LATHA	269.7	47	316.7	79.18	VERY GOOD
20	T.MARTHANDAN	208	45	253	63.25	GOOD
21	V.PRAVEEN KUMAR	210.83	44	254.83	63.71	GOOD
22	M.V.MAHESH	195.26	45	240.26	60.07	GOOD
23	P.SARANYA	231.28	46	277.28	69.32	GOOD
24	S.PREMALATHA	224.04	41	265.04	66.26	GOOD
25	J.DIVAKARAN	238	42	280	70.00	GOOD
26	A.RAVI	250.53	44	294.53	73.63	GOOD
27	R.LEELAVATHI	208.9	41	249.9	62.48	GOOD
28	E.L.DHIVYAPRIYA (1st year)	236.38	44	280.38	70.10	GOOD


HoD


PRINCIPAL


PRINCIPAL,
K. S. R. INSTITUTE FOR
ENGINEERING AND TECHNOLOGY,
K. S. R. KALVI NAGAR,
TIRUCHENGODE - 637 215,
NAMAKKAL Dt, TAMIL NADU.

K S R INSTITUTE FOR ENGINEERING AND TECHNOLOGY, TIRUCHENGODE
DEPARTMENT OF ELECTRONICS AND COMMUNICATION ENGINEERING
CONSOLIDATED FACULTY PERFORMANCE APPRAISAL
ACADEMIC YEAR: 2016-2017

S.NO	NAME OF THE FACULTY	OUT OF 350	RATING BY HoD /PRINCIPAL	TOTAL SCORE OUT OF 400	PERCENTAGE OBTAINED	OVERALL PERFORMANCE
1	R.NANDAKUMAR	269.13	19	288.13	72.03	GOOD
2	Dr.P.V.N.REDDY	253.26	46	299.26	74.82	GOOD
3	Dr.R.VENKADESH	223.28	46	269.28	67.32	GOOD
4	Dr. A.N.NANDAKUMAR	210.5	47	257.5	64.38	GOOD
5	P.GOVINDARAJU	255	49	304	76.00	VERY GOOD
6	W.DEVAPRIYA	277.93	45	322.93	80.73	VERY GOOD
7	P.PREMKUMAR	250.02	47	297.02	74.26	GOOD
8	G.GOWTHAMRAJ	261.12	49	310.12	77.53	VERY GOOD
9	T.SENTHIL	203.78	4	244.78	61.20	GOOD
10	N.K.SHANKAR	201	39	240	60.00	GOOD
11	S.GOMATHI	219.49	45	264.49	66.12	GOOD
12	P.VIDHYA	238.34	46	284.34	71.09	GOOD
13	S.NANDHAKUMAR	216	40	256	64.00	GOOD
14	R.TAMILMANI	243.73	43	286.73	71.68	GOOD
15	S.BOOPATHY	256.3	47	303.3	75.83	VERY GOOD
16	S.KARTHIK	266	45	311	77.75	VERY GOOD
17	K.J.UMA	241.21	49	290.21	72.55	GOOD
18	K.R.GOKULANAND	245	44	289	72.25	GOOD
19	K.VENKATACHALAM	249.33	41	290.33	72.58	GOOD
20	B.LATHA	252.73	47	299.73	74.93	GOOD
21	T.MARTHANDAN	228.81	47	270.81	67.70	GOOD
22	H.SENTHIL KUMAR	208.68	46	254.68	63.67	GOOD
23	V.PRAVEEN KUMAR	282.04	42	324.04	81.01	VERY GOOD
24	A.PRABAKARAN	258.58	49	307.58	76.90	VERY GOOD
25	M.V.MAHESH	204.46	42	246.46	61.62	GOOD
26	P.SARANYA	244.58	45	289.58	72.40	GOOD
27	S.DEEPAK (1st year)	222.29	40	262.29	65.57	GOOD
28	V.ARUN (1st year)	222.24	37	259.24	64.81	GOOD

HoD
20/12/17

PRINCIPAL,
**K. S. R. INSTITUTE FOR
ENGINEERING AND TECHNOLOGY,
K. S. R. KALVI NAGAR,
TIRUCHENGODE - 637 215,
NAMAKKAL DL, TAMIL NADU.**

PRINCIPAL

K S R INSTITUTE FOR ENGINEERING AND TECHNOLOGY, TIRUCHENGODE
DEPARTMENT OF ELECTRONICS AND COMMUNICATION ENGINEERING

CONSOLIDATED FACULTY PERFORMANCE APPRAISAL

ACADEMIC YEAR: 2015-2016

S.NO	NAME OF THE FACULTY	OUT OF 350	RATING BY HoD / PRINCIPAL	TOTAL SCORE OUT OF 400	PERCENTAGE OBTAINED	OVERALL PERFORMANCE
1	R.NANDAKUMAR	232.3	17	249.3	62.33	GOOD
2	Dr.P.V.N.REDDY	229.96	46	275.96	68.99	GOOD
3	Dr. A.N.NANDAKUMAR	235.88	46	281.88	70.47	GOOD
4	Dr.R.VENKADESH	226.42	46	272.42	68.11	GOOD
5	P.GOVINDARAJU	258.14	48	306.14	76.54	VERY GOOD
6	W.DEVAPRIYA	234.24	44	278.24	69.56	GOOD
7	P.PREMKUMAR	239.8	47	286.8	71.70	GOOD
8	K.GEETHA	204.63	43	247.63	61.91	GOOD
9	G.GOWTHAMRAJ	244.2	48	292.2	73.05	GOOD
10	N.RAMKUMAR	244.27	48	292.27	73.07	GOOD
11	T.SENTHIL	254.1	44	298.1	74.53	GOOD
12	N.K.SHANKAR	218.66	40	258.66	64.67	GOOD
13	S.GOMATHI	253	43	296	74.00	GOOD
14	P.VIDHYA	239.14	44	283.14	70.79	GOOD
15	S.NANDHAKUMAR	222.7	42	264.7	66.18	GOOD
16	R.TAMILMANI	225.5	39	264.5	66.13	GOOD
17	S.BOOPATHY	267.4	47	314.4	78.60	VERY GOOD
18	S.KARTHIK	236.97	45	281.97	70.49	GOOD
19	K.J.UMA	235.03	49	284.03	71.01	GOOD
20	K.R.GOKULANAND	200.1	43	243.1	60.78	GOOD
21	K.VENKATACHALAM	216.4	40	256.4	64.10	GOOD
22	B.LATHA	233.84	43	276.84	69.21	GOOD
23	T.MARTHANDAN	205	42	247	61.75	GOOD
24	H.SENTHIL KUMAR	256.08	45	301.08	75.27	VERY GOOD
25	V.PRAVEEN KUMAR	230.31	40	270.31	67.58	GOOD
26	A.PRABAKARAN	306.7	48	354.7	88.68	EXCELLENT
27	S.DEEPAK	221.64	40	261.64	65.41	GOOD
28	V.ARUN (1st year)	238.8	42	280.8	70.20	GOOD
29	J.DHIVYA (1st year)	251.4	47	298.4	74.60	GOOD


HoD 30/5/16


PRINCIPAL,
K. S. R. INSTITUTE FOR
ENGINEERING AND TECHNOLOGY,
K. S. R. KALVI NAGAR,
TIRUCHENGODE - 637 215,
NAMAKKAL DC, TAMIL NADU,


 28/5/16
PRINCIPAL

KSR INSTITUTE FOR ENGINEERING AND TECHNOLOGY

TIRUCHENGODE

DEPARTMENT OF INFORMATION TECHNOLOGY

CONSOLIDATED TEACHING PERFORMANCE APPRAISAL

Academic Year 2019-2020

Date : 06.01.2021

S. No.	Name of the Faculty	Consolidated Score %	Overall Performance
1	Dr.P.Meenakshi Devi	80%	VERY GOOD
2	Dr.S.Russia	78%	VERY GOOD
3	M.Dhurgadevi	76%	VERY GOOD
4	Dr.K.Gowsic	73%	GOOD
5	S.Arun Prasath	70%	GOOD
6	P.S.Prakash Kumar	76%	VERY GOOD
7	L. Deepan Prabhu	71%	GOOD
8	L.Priyanga devi	64%	GOOD
9	K.G.Lavanya	72%	GOOD
10	D.Balakrishnan	73%	GOOD
11	S.Nandhagopal	65%	GOOD
12	M.Selvakumar	78%	VERY GOOD
13	S.S. Ramyadharshini	62%	GOOD
14	P.Keerthana	65%	GOOD

Note:

Overall Performance is generated based on the following conditions:


If total consolidated score % is 85 % and above then the result is EXCELLENT

If total consolidated score % is 75% and above and below 85% then the result is VERY GOOD

If total consolidated score % is 60% and above and below 75% then the result is GOOD

If total consolidated score % is 55% and above and below 60% then the result is SATISFACTORY

If total consolidated score % is below 55% then the result is POOR


HoD


PRINCIPAL,
K. S. R. INSTITUTE FOR
ENGINEERING AND TECHNOLOGY,
K. S. R. KALMI NAGAR,
TIRUCHENGODE - 637 215,
NAGARJAL DE, TAMIL NADU.


Principal

KSR INSTITUTE FOR ENGINEERING AND TECHNOLOGY
TIRUCHENGODE

DEPARTMENT OF INFORMATION TECHNOLOGY

CONSOLIDATED TEACHING PERFORMANCE APPRAISAL

Academic Year 2018-2019

Date : 20.08.2019

S. No.	Name of the Faculty	Consolidated Score %	Overall Performance
1	Dr.P.Meenakshi Devi	80%	VERY GOOD
2	Dr.S.Russia	78%	VERY GOOD
3	M.Dhurgadevi	76%	VERY GOOD
4	Dr.K.Gowsic	73%	GOOD
5	S.Arun Prasath	70%	GOOD
6	P.S.Prakash Kumar	76%	VERY GOOD
7	L. Deepan Prabhu	71%	GOOD
8	L.Priyanga devi	64%	GOOD
9	K.G.Lavanya	72%	GOOD
10	D.Balakrishnan	73%	GOOD
11	S.Nandhagopal	65%	GOOD
12	M.Selvakumar	78%	VERY GOOD

Note:

Overall Performance is generated based on the following conditions:

If total consolidated score % is **85 %** and above then the result is **EXCELLENT**

If total consolidated score % is **75%** and above and below **85%** then the result is **VERY GOOD**

If total consolidated score % is **60%** and above and below **75%** then the result is **GOOD**

If total consolidated score % is **55%** and above and below **60%** then the result is **SATISFACTORY**

If total consolidated score % is below **55%** then the result is **POOR**


20/8/19

HoD


PRINCIPAL,
K. S. R. INSTITUTE FOR
ENGINEERING AND TECHNOLOGY,
K. S. R. KALMI NAGAR,
TIRUCHENGODE - 637 215,
NAMAKKAL DL, TAMIL NADU.


20/8/19

Principal

KSR INSTITUTE FOR ENGINEERING AND TECHNOLOGY
TIRUCHENGODE
DEPARTMENT OF INFORMATION TECHNOLOGY
CONSOLIDATED FACULTY PERFORMANCE APPRAISAL
Academic Year 2017-2018

S. No.	Name of the Faculty	Consolidated Score %	Overall Performance
1	Dr.P.Meenakshi Devi	75	VERY GOOD
2	Dr.G.Malathy	64	GOOD
3	Ms.S.Russia	76	VERY GOOD
4	Ms.M.Dhurgadevi	72	GOOD
5	Mr.S.ArunPrasath	68	GOOD
6	Ms. R.Subapriya	66	GOOD
7	Mr.M.Selvakumar	77	VERY GOOD
8	Ms.S.Abinaya	61	GOOD
9	Ms.M.Soundariya	62	GOOD
10	Mr.P.S.Prakash Kumar	72	GOOD
11	Ms.K.G.Lavanya	42	POOR
12	Ms. P.Shanmugapriya	47	POOR
13	Mr.R.Naresh	63	GOOD
14	Mr. R.Sivaraj	68	GOOD
15	Mr. P.Rajakumar	67	GOOD
16	Ms.M.Gowthami	64	GOOD

Note:

Overall Performance is generated based on the following conditions:

If total consolidated score % is 85 % and above then the result is **EXCELLENT**

If total consolidated score % is 75% and above and below 85% then the result is **VERY GOOD**


If total consolidated score % is 60% and above and below 75% then the result is **GOOD**

If total consolidated score % is 55% and above and below 60% then the result is **SATISFACTORY**

If total consolidated score % is below 55% then the result is **POOR**

P. M. S. V. J.
HoD 20/12/18


Principal


PRINCIPAL,
K. S. R. INSTITUTE FOR
ENGINEERING AND TECHNOLOGY,
K. S. R. NAGAR,
TIRUCHENGODE - 637 215,
NAMAKKAL Dt, TAMIL NADU.

KSR INSTITUTE FOR ENGINEERING AND TECHNOLOGY
TIRUCHENGODE
DEPARTMENT OF INFORMATION TECHNOLOGY
CONSOLIDATED FACULTY PERFORMANCE APPRAISAL
Academic Year 2016-2017

S. No.	Name of the Faculty	Consolidated Score %	Overall Performance
1	Dr.P.Meenakshi Devi	80	VERY GOOD
2	Dr.G.Malathy	70	GOOD
3	Ms.S.Russia	78	VERY GOOD
4	Ms.M.Dhurgadevi	95	EXCELLENT
5	Mr.S.ArunPrasath	73	GOOD
6	Ms. R.Subapriya	71	GOOD
7	Mr.M.Selvakumar	71	GOOD
8	Ms.S.Abinaya	60	GOOD
9	Ms.M.Soundariya	71	GOOD
10	Mr.P.S.Prakash Kumar	70	GOOD
11	Ms.K.G.Lavanya	78	VERY GOOD
12	Ms. P.Shanmugapriya	66	GOOD
13	Mr.R.Naresh	50	POOR
14	Mr. R.Sivaraj	69	GOOD
15	Mr. P.Rajakumar	75	VERY GOOD
16	Ms.M.Gowthami	39	POOR

Note:

Overall Performance is generated based on the following conditions:

If total consolidated score % is **85 %** and above then the result is **EXCELLENT**

If total consolidated score % is **75%** and above and below **85%** then the result is **VERY GOOD**

If total consolidated score % is **60%** and above and below **75%** then the result is **GOOD**

If total consolidated score % is **55%** and above and below **60%** then the result is **SATISFACTORY**

If total consolidated score % is below **55%** then the result is **POOR**

P. M. S.
HoD
 20/7/17

PRINCIPAL
 KSR INSTITUTE FOR
 ENGINEERING AND TECHNOLOGY,
 K. S. R. ROAD, TIRUCHENGODE,
 TIRUCHENGODE - 637 215,
 NAMAKKAL Dt, TAMIL NADU.

[Signature]
Principal

KSR INSTITUTE FOR ENGINEERING AND TECHNOLOGY
TIRUCHENGODE
DEPARTMENT OF INFORMATION TECHNOLOGY
CONSOLIDATED FACULTY PERFORMANCE APPRAISAL
Academic Year 2015-2016

S. No.	Name of the Faculty	Consolidated Score %	Overall Performance
1	Dr.P.Meenakshi Devi	74	GOOD
2	Dr.G.Malathy	74	GOOD
3	Ms.S.Russia	78	VERY GOOD
4	Ms.M.Dhurgadevi	70	GOOD
5	Mr.S.ArunPrasath	72	GOOD
6	Ms. R.Subapriya	72	GOOD
7	Mr.M.Selvakumar	69	GOOD
8	Ms.S.Abinaya	65	GOOD
9	Ms.M.Soundariya	71	GOOD
10	Mr.P.S.Prakash Kumar	49	POOR
11	Ms.K.G.Lavanya	70	GOOD
12	Ms. P.Shanmugapriya	65	GOOD
13	Mr.R.Naresh	43	POOR
14	Mr. R.Sivaraj	68	GOOD
15	Mr. P.Rajakumar	67	GOOD
16	Ms.M.Gowthami	40	POOR

Note:

Overall Performance is generated based on the following conditions:

If total consolidated score % is **85 %** and above then the result is **EXCELLENT**

If total consolidated score % is **75%** and above and below **85%** then the result is **VERY GOOD**

If total consolidated score % is **60%** and above and below **75%** then the result is **GOOD**

If total consolidated score % is **55%** and above and below **60%** then the result is **SATISFACTORY**

If total consolidated score % is below **55%** then the result is **POOR**

P. M. S. O. J.
HoD 29/12/16

PRINCIPAL
K. S. R. INSTITUTE FOR
ENGINEERING AND TECHNOLOGY,
K. S. P. ROAD, TIRUCHENGODE,
TIRUCHENGODE - 637 215,
NAMAKKAL. DI, TAMIL NADU.

[Signature]
Principal

K S R INSTITUTE FOR ENGINEERING AND TECHNOLOGY

TIRUCHENGODE-637215

DEPARTMENT OF MECHANICAL ENGINEERING

CONSOLIDATED LIST OF FACULTY PERFORMANCE APPRAISAL

ACADEMIC YEAR: 2019-2020

S.No	Name of the Faculty	Consolidated score %	Overall Performance
1.	Dr.P.Murugesan	64.81	Good
2.	Dr.R.Mani	79	Very Good
3.	Dr.P.Gopinath	73	Good
4.	A.Mohanraj	70	Good
5.	P.Manikandan	72	Good
6.	S.Ponnusamy	75	Very Good
7.	R.Vasanthakumar	78	Very Good
8.	S.Balamurugan	76	Very Good
9.	K.Velusamy	70	Good
10.	P.Chakravarthi	76	Very Good
11.	A.Premkumar	70	Good
12.	K.Gopalakrishnan	73	Good
13.	M.V.Shanmugam	65	Good
14.	S.Mohanaavelan	67	Good
15.	S.Rajkumar	64	Good
16.	J.Mathan	67	Good
17.	S.Baskaran	63	Good
18.	G.Anitha	71	Good
19.	S.Rahul	71	Good
20.	M.Sakthivel	69	Good
21.	P.Karthick	62	Good
22.	V.K.Vasanth	57	Satisfactory

HoD / MECH

PRINCIPAL,
K. S. R. INSTITUTE FOR
ENGINEERING AND TECHNOLOGY,
K. S. R. KALVI NAGAR,
TIRUCHENGODE - 637 215,
NAMAKKAL Dt, TAMIL NADU.

PRINCIPAL

K S R INSTITUTE FOR ENGINEERING AND TECHNOLOGY

TIRUCHENGODE-637215

DEPARTMENT OF MECHANICAL ENGINEERING

CONSOLIDATED LIST OF FACULTY PERFORMANCE APPRAISAL

ACADEMIC YEAR: 2018-2019

S.No	Name of the Faculty	Consolidated score %	Overall Performance
1.	Dr.P.Murugesan	70.14	Good
2.	Dr.R.Mani	68.5	Good
3.	Dr.R.Ramesh kumar	59.35	Satisfactory
4.	P.Gopinath	66.7	Good
5.	A.Mohanraj	64.7	Good
6.	P.Manikandan	59.4	Satisfactory
7.	S.Ponnusamy	75.75	Very good
8.	R.Vasanthakumar	73	Good
9.	S.Balamurugan	67	Good
10.	M.Amarnath	56	Satisfactory
11.	K.Velusamy	66.25	Good
12.	P.Chakravarthi	76.8	Very good
13.	G.Gowrishankar	75.3	Good
14.	A.Premkumar	67.25	Good
15.	K.Gopalakrishnan	73.5	Good
16.	M.V.Shanmugam	74.45	Good
17.	M.Sathishkumar	61.2	Good
18.	S.Mohanavelan	49.75	Poor
19.	S.Rajkumar	79	Very good
20.	D.Ramkumar	56	Satisfactory
21.	S.Sanjaikumar	60	Good
22.	J.Mathan	60	Good
23.	S.Baskaran	52.5	Satisfactory
24.	G.Anitha	63.75	Good
25.	S.Rahul	65	Good
26.	P.Karthick	55.25	Satisfactory

HoD / MECH

K. S. R. INSTITUTE FOR ENGINEERING AND TECHNOLOGY,
K. S. R. KALYANESWAR, TIRUCHENGODE - 637 215,
NAMAKKAL DISTRICT, TAMIL NADU.

PRINCIPAL


KSR INSTITUTE FOR ENGINEERING AND TECHNOLOGY
 Department of Mechanical Engineering
FACULTY PERFORMANCE APPRAISAL CONSOLIDATE SHEET
 ACADEMIC YEAR 2017-2018

S.NO.	NAME	SCORE	EVALUTION
1	Dr.P.Murugesan	251	GOOD
2	Dr. M. Rajaram Narayanan	277.56	GOOD
3	Dr.P.Murugesan	242.78	GOOD
4	Dr.R.Mani	277.36	GOOD
5	P.Gopinath	304.62	VERY GOOD
6	A.Mohanraj	279.82	GOOD
7	P.Manikandan	265.52	GOOD
8	S.Ponnusamy	241.24	GOOD
9	R.Vasanthakumar	280.31	GOOD
10	S.Balamurugan	285.94	GOOD
11	M. Amarnath	244.26	GOOD
12	M.Jackson Ponraj	243.76	GOOD
13	M.Prabhu	261.48	GOOD
14	K.Velusamy	261.11	GOOD
15	M.Sakthivel	234.1	SATISFACTORY
16	P.Chakravarthi	267.6	GOOD
17	G.Gowrisankar	280.5	GOOD
18	G.Anitha	282	GOOD
19	M.Sathish kumar	278.68	GOOD
20	S.Mohanavelan	240	GOOD
21	M.Sampath Kumar	247.17	GOOD
22	K.Vetriselvan	245.05	GOOD
23	S.Rajkumar	254.86	GOOD
24	A.Premkumar	258.24	GOOD
25	A.V.T.Shubhash	287.28	GOOD
26	K.Gopalakrishnan	257.61	GOOD
27	R.Nirmalraja	259.38	GOOD
28	M.V.Shanmugam	258.12	GOOD
29	K.Vijay	259.84	GOOD
30	A.M.Ramkumar	265.66	GOOD

K. S. R. INSTITUTE FOR
 ENGINEERING AND TECHNOLOGY,
 K. S. R. KALYANASAR,
 TIRUCHENGODE - 637 215,
 NAMAKKAL DISTRICT, TAMIL NADU.

31	S.Baskaran	249.53	GOOD
32	D.Ram kumar	252.2	GOOD
33	S.Sanjai kumar	240.36	GOOD
34	K.Kavin raj	234.2	SATISFACTORY
35	J.Mathan	279	GOOD
36	V.K.Vasanth	244	GOOD
37	P.Karthick	223.62	SATISFACTORY
38	S.Rahul	244.6	GOOD


HOD


PRINCIPAL,
K. S. R. INSTITUTE FOR
ENGINEERING AND TECHNOLOGY,
K. S. R. KALYANPUR,
TIRUCHENGODE - 637 215,
NAMAKKAL DISTRICT, TAMIL NADU.


PRINCIPAL

KSR INSTITUTE FOR ENGINEERING AND TECHNOLOGY

Department of Mechanical Engineering

PERFORMANCE APPRAISAL CONSOLIDATE SHEET


ACADEMIC YEAR 2016-2017

S.NO.	NAME	SCORE	EVALUTION
1	Dr.P.Murugesan	256	GOOD
2	Dr. M. Rajaram Narayanan	242.46	GOOD
3	Dr.P.Murugesan	278.22	GOOD
4	Dr.P.Kulandivelu	250.1	GOOD
5	P.Gopinath	303.52	VERY GOOD
6	R.Surendran	265.46	GOOD
7	A.Mohanraj	265.58	GOOD
8	P.Manikandan	254.34	GOOD
9	K.Uma	261.6	GOOD
10	S.Ponnusamy	256.94	GOOD
11	R.Vasanthakumar	294.59	GOOD
12	S.Balamurugan	278.72	GOOD
13	M. Amarnath	258.42	GOOD
14	M.Jackson Ponraj	246.74	GOOD
15	M.Prabhu	275.98	GOOD
16	E.S.Palanivel	254.06	GOOD
17	K.Velusamy	261.9	GOOD
18	M.Sakthivel	245.68	GOOD
19	T.Prabhu	244.37	GOOD
20	P.Chakravarthi	273.87	GOOD
21	G.Gowrisankar	273.07	GOOD
22	G.Anitha	269.84	GOOD
23	M.Sathish kumar	255.78	GOOD
24	S.Mohanavelan	267.61	GOOD
25	M.Sambath Kumar	280.74	GOOD
26	K.Vetriselvan	248.16	GOOD
27	S.Rajkumar	244.94	GOOD
28	M.Ashok Kumar	270.73	GOOD
29	A.Premkumar	254.82	GOOD
30	A.V.T.Shubhash	265.08	GOOD

PRINCIPAL
K. S. R. INSTITUTE FOR
ENGINEERING AND TECHNOLOGY,
K. S. R. RAJIV NAGAR,
TIRUCHENODDE - 627 215,
NAMAKKAL DI, TAMIL NADU.

31	K.Gopalakrishnan	275.88	GOOD
32	R.Nirmalraja	285.26	GOOD
33	M.V.Shanmugam	269.42	GOOD
34	K.Vijay	257.65	GOOD
35	A.M.Ramkumar	271.34	GOOD
36	R.Siby	232.25	SATISFACTORY
37	S.Baskaran	250.2	GOOD
38	D.Ram kumar	249.9	GOOD
39	S.Sanjai kumar	244.1	GOOD
40	K.Kavin raj	278.3	GOOD
41	J.Mathan	261.89	GOOD
42	V.K. Vasanth	255.32	GOOD
43	N.Jeevananth	249.11	GOOD


HOD


PRINCIPAL
K. S. R. INSTITUTE FOR
ENGINEERING AND TECHNOLOGY,
K. S. R. KALYANPURAM,
TIRUCHENGODI - 617 215,
NAMAKKAL DISTRICT, TAMIL NADU.


PRINCIPAL

KSR INSTITUTE FOR ENGINEERING AND TECHNOLOGY

Department of Mechanical Engineering

PERFORMANCE APPRAISAL CONSOLIDATE SHEET


ACADEMIC YEAR 2015-2016

S.NO.	NAME	SCORE	EVALUTION
1	Dr.P.Murugesan	242.13	GOOD
2	Dr.P.Kulandaivelu	239.04	GOOD
3	Dr.Rajaram Narayanan	225.16	SATISFACTORY
4	Dr.P.Murugesan	245.82	GOOD
5	Mr.P.Gopinath	301	VERY GOOD
6	Mr.S.Ponnusamy	243.24	GOOD
7	K.Uma	233.76	SATISFACTORY
8	Mr.K.Velusamy	232.56	SATISFACTORY
9	Mr.R.Vasanthakumar	271.69	GOOD
10	Mr.R.Surendran	234.16	SATISFACTORY
11	Mr.A.Mohanraj	245.28	GOOD
12	Mr.P.Manikandan	262.94	GOOD
13	Mr.S.Balamurugan	247.96	GOOD
14	Mr.M.Amarnath	288.78	GOOD
15	Mr.M.Jackson Ponraj	233.72	SATISFACTORY
16	Mr.M.Prabhu	248.54	GOOD
17	Mr.E.S.Palanivel	246.5	GOOD
18	Mr.M.Sakthivel	251.58	GOOD
19	Mr.T.Prabhu	260.31	GOOD
20	Mr.P.Chakravarthi	241.72	GOOD
21	Mr.M.Ashok Kumar	241.4	GOOD
22	Mr.G.Gowrisankar	259.03	GOOD
23	Mr.A.Premkumar	257.5	GOOD
24	Mr.P.Kannan	241.34	GOOD
25	Mr.A.V.T.Shubhash	265.38	GOOD
26	Mr.K.Gopalakrishnan	239.22	SATISFACTORY
27	Mr.R.Nirmalraja	240.57	GOOD
28	Mr.M.V.Shanmugam	280.16	GOOD
29	Mr.K.Vijay	267.38	GOOD
30	Mr.A.M.Ramkumar	241.38	GOOD

KSR INSTITUTE FOR
ENGINEERING AND TECHNOLOGY,
K. S. R. KALYANAL,
TIRUCHENGODE - 637 215,
NAMAKKAL D., TAMIL NADU.

31	Mr.M.Sathishkumar	244.1	GOOD
32	Mr.Mr.S.Mohanavelan	248.03	GOOD
33	Mr.R.Siby	239.96	GOOD
34	Mr.S.Poornakumar	239.18	SATISFACTORY
35	Mr.S.Karthick	257	GOOD
36	Mr.M.Sambathkumar	256.24	GOOD
37	Mr.S.Rajkumar	270.62	GOOD
38	Ms.G.Anitha	239.6	GOOD
39	Mr.K.Vetriselvan	233.1	SATISFACTORY
40	Mr.K.Jagadeesan	236	SATISFACTORY


HOD


PRINCIPAL,
K. S. R. INSTITUTE FOR
ENGINEERING AND TECHNOLOGY,
K. S. R. KRISHNAPUR,
TIRUCHENGODE - 637 215,
NARAYANAPURAM, TAMIL NADU.


PRINCIPAL

ACADEMIC YEAR: 2019-2020

Date: 17.12.2020

Category	Name of the Faculty	Dept.:	EEE			
	Designation	Data	Max Score	Actual Score		
Academic Activities	Dr.A.MURUGESAN					
	Associate Professor					
	Subjects Handled					
	Odd Semester	S1: DLC	Students' Feedback	8.14	10	8.14
			Results	65.2	40	26.08
		S2: SET	Students' Feedback	7.56	10	7.56
			Results	84.4	40	33.76
	Even Semester	S1: MBT	Students' Feedback	8.63	10	8.63
			Results	100	40	40
		S2: BEEDE	Students' Feedback	8.42	10	8.42
Results			100	40	40	
Knowledge Updation (NPTEL / SWAYAM / MOOC etc)			NPTEL-3	10	10	
Students' Skill Development Activities	Value Added Courses Conducted by Faculty VAC NI Multisim (2 points for 6 hours)			10	10	
	Co-curricular activities participation by mentoring Students Participation : 41 - 50% - 5points >50%, for each 10% 1 point Prizes: I/II/III - 10/5/2			20	-	
	Students Project Achievements / Participation (State Level - I/II/III - 10/5/2 National Level - I/II/III - 20/10/5) 2 Students LPT Techsium 2020 (National) Short listed for Presentation Level			20	10	
Administrative Activities	FDP/Wokshop/Seminar/ Value Added Course Organized VAC on Arduino			10	10	
	Administrative Responsibilities Taken (Class Advisor, Cell coordinators, etc.) Class Advisor Lab in charge P.T. coordinator			30	30	
Research and Development Activities	Programmes Attended / Keynote Speaker / Guest Lecture in Programmes (Regional Level - 3 Points National Level - 5 points International Level - 10 points)		WORKSHOP -5	10	10	
	Programme/Project proposals Submitted to Funding Agency (Each 2 points, Max 3 persons)		ATAL TNSCST, AICTE MODROB	10	6	
	Fund Sanction (<1 Lakh - 5 points >1Lakh - 10 points)		AICTE MODROB 2,13,12,034)	10	10	
	Technical Journal / Book Publications Updated List - 20 points SCI indexed/Annexure II - 10 points NJ / IC - 5 points NC - 3 point Per Book - 10 points		National conference -1	20	3	
	Total			350	271.59	

PRINCIPAL.

K. S. R. INSTITUTE FOR
ENGINEERING AND TECHNOLOGY,
K. S. R. KALVI NAGAR,
TIRUCHENGODE-637 215,
NAMAKKAL DI, TAMIL NADU.

Signature of Faculty

	Self Appraisal by Faculty	350	271.59
Rating by HOD	Dedication & Hard work	10	8
	Taking responsibility by self	10	8
	Involvement towards department/institution development	10	8
	Completion of work on time without follow up	10	7
	Rating by Principal / Management	10	8
	Overall Total	400	311

FACULTY PERFORMANCE APPRAISAL SCORE SHEET

S. No.	Category	Max. Score	Score Obtained	% of score obtained
1.	Academic Activities	210	182.59	86.95
2.	Students Skill Development Activities	50	20	40
3.	Administrative Activities	40	40	100
4.	Research and Development Activities	50	29	58
5.	Rating by HOD and Principal	50	39	78
Consolidated Score %				78.1
Overall Performance				VERY GOOD

HOD
12.12.20

PRINCIPAL
12/12/20

Note:

Overall Performance is generated based on the following conditions:

If total consolidated score % is 85 % and above then the result is EXCELLENT

If total consolidated score % is 75% and above and below 85% then the result is VERY GOOD

If total consolidated score % is 60% and above and below 75% then the result is GOOD

If total consolidated score % is 55% and above and below 60% then the result is SATISFACTORY

If total consolidated score % is below 55% then the result is POOR

PRINCIPAL
K. S. R. INSTITUTE FOR
ENGINEERING AND TECHNOLOGY,
K. S. R. KALVI NAGAR,
TIRUCHENGODE-637 215,
NAMAKKAL Dt, TAMIL NADU.

FACULTY PERFORMANCE APPRAISAL

ACADEMIC YEAR: 2019-20.

Date: 17.12.20.

Category	Name of the Faculty	M.A. STEPHEN RAJ.	Dept.:	EEE.		
	Designation	ASSISTANT PROFESSOR.	Data	Max Score	Actual Score	
Academic Activities	Subjects Handled					
	Odd Semester	S1: EMT	Students' Feedback	7.45	10	14.9
			Results	63.6%	40	50.88
		S2:	Students' Feedback		10	
			Results		40	
	Even Semester	S1: PERES	Students' Feedback	8.23	10	8.23
			Results	100%	40	40
		S2: BEIE (CECE)	Students' Feedback	8.36	10	8.36
			Results	100%	40	40
	Knowledge Updation (NPTEL / SWAYAM / MOOC etc)			—	10	—
Students' Skill Development Activities	Value Added Courses Conducted by Faculty (2 points for 6 hours)		—	10	—	
	Co-curricular activities participation by mentoring Students Participation : 41 - 50% - 5points >50%, for each 10% 1 point Prizes: I/II/III – 10/5/2		—	20	—	
	Students Project Achievements / Participation (State Level - I/II/III – 10/5/2 National Level – I/II/III – 20/10/5)		TNSC ST, State level,	20	10	
Administrative Activities	FDP/Wokshop/Seminar/ Value Added Course Organized (10 points each, Max 2 faculty)		—	10	—	
	Administrative Responsibilities Taken (Class Advisor, Cell coordinators, etc.) (Each 10 points)		CA, Enam cell	30	30	
Research and Development Activities	Programmes Attended / Keynote Speaker / Guest Lecture in Programmes (Regional Level – 3 Points National Level – 5 points International Level – 10 points)		FDP- 13 days	10	10	
	Programme/Project proposals Submitted to Funding Agency (Each 2 points, Max 3 persons)		TNSCST	10	02	
	Fund Sanction (<1 Lakh – 5 points >1Lakh – 10 points)		7500	10	5	
	Technical Journal / Book Publications Updated List – 20 points SCI indexed/Annexure II – 10 points NJ / IC - 5 points NC – 3 point Per Book – 10 points		—	20	—	
	Total				350	219.37

PRINCIPAL.

K. S. R. INSTITUTE FOR
ENGINEERING AND TECHNOLOGY,
K. S. R. KALVI NAGAR,
TIRUCHENGODE-637 215,
NAMAKKAL Dt, TAMIL NADU.

Signature of Faculty

	Self Appraisal by Faculty	350	219
Rating by HOD	Dedication & Hard work	10	9
	Taking responsibility by self	10	9
	Involvement towards department/institution development	10	8
	Completion of work on time without follow up	10	8
	Rating by Principal / Management	10	7
	Overall Total	400	260

FACULTY PERFORMANCE APPRAISAL SCORE SHEET

S. No.	Category	Max. Score	Score Obtained	% of score obtained
1.	Academic Activities	210	162	77.14%
2.	Students Skill Development Activities	50	10	20%
3.	Administrative Activities	40	30	60%
4.	Research and Development Activities	50	17	34%
5.	Rating by HOD and Principal	50	41	82%
Consolidated Score %				65%
Overall Performance				GOOD

HOD
21.12.22

PRINCIPAL
28/12/22

Note:

Overall Performance is generated based on the following conditions:

If total consolidated score % is 85 % and above then the result is EXCELLENT

If total consolidated score % is 75% and above and below 85% then the result is VERY GOOD

If total consolidated score % is 60% and above and below 75% then the result is GOOD

If total consolidated score % is 55% and above and below 60% then the result is SATISFACTORY


If total consolidated score % is below 55% then the result is POOR

PRINCIPAL,
K. S. R. INSTITUTE FOR
ENGINEERING AND TECHNOLOGY,
K. S. R. KALVI NAGAR,
TIRUCHENGODE-637 215,
NAMBIKAL DI, TAMIL NADU.


ACADEMIC YEAR: 2019-2020

Date: 17.12.2020

Category	Name of the Faculty	Dept.:				
	Designation	Data	Max Score	Actual Score		
Academic Activities	SHANMUGA ARAVIND.P		EEE			
	ASSISTANT PROFESSOR					
	Subjects Handled					
	Odd Semester	S1: CSE	Students' Feedback	8.8%	10	16.4
			Results	72.2%	40	57.76
		S2:	Students' Feedback		10	
			Results		40	
	Even Semester	S1: CS	Students' Feedback	8.41%	10	8.41%
			Results	100%	40	40
		S2: PEE	Students' Feedback	8.45	10	8.45
Results			100%	40	40	
Knowledge Updation (NPTEL / SWAYAM / MOOC etc)		-	10	-		
Students' Skill Development Activities	Value Added Courses Conducted by Faculty (2 points for 6 hours)		-	10	-	
	Co-curricular activities participation by mentoring Students Participation : 41 - 50% - 5points >50%, for each 10% 1 point Prizes: I/II/III - 10/5/2		Conference	20	10	
	Students Project Achievements / Participation (State Level - I/II/III - 10/5/2 National Level - I/II/III - 20/10/5)		-	20	-	
Administrative Activities	FDP/Wokshop/Seminar/ Value Added Course Organized (10 points each, Max 2 faculty)		VAC-1	10	10	
	Administrative Responsibilities Taken (Class Advisor, Cell coordinators, etc.) (Each 10 points)		CA Association	30	30	
Research and Development Activities	Programmes Attended / Keynote Speaker / Guest Lecture in Programmes (Regional Level - 3 Points National Level - 5 points International Level - 10 points)		Workshop 02	10	10	
	Programme/Project proposals Submitted to Funding Agency (Each 2 points, Max 3 persons)		T.N.S.G.S.T	10	-	
	Fund Sanction (<1 Lakh - 5 points >1Lakh - 10 points)		-	10	-	
	Technical Journal / Book Publications Updated List - 20 points SCI indexed/Annexure II - 10 points NJ / IC - 5 points NC - 3 point Per Book - 10 points		-	20	-	
	Total			350	221.62	



PRINCIPAL,
K. S. R. INSTITUTE FOR
ENGINEERING AND TECHNOLOGY,
K. S. R. KALVI NAGAR,
TIRUCHENGODE-637 215,
NAMAKKAL Dt, TAMIL NADU.


Signature of Faculty

	Self Appraisal by Faculty	350	231.02
Rating by HOD	Dedication & Hard work	10	8
	Taking responsibility by self	10	8
	Involvement towards department/institution development	10	8
	Completion of work on time without follow up	10	8
	Rating by Principal / Management	10	7
	Overall Total	400	270

FACULTY PERFORMANCE APPRAISAL SCORE SHEET

S. No.	Category	Max. Score	Score Obtained	% of score obtained
1.	Academic Activities	210	171.02	81.42%
2.	Students Skill Development Activities	50	10	20%
3.	Administrative Activities	40	40	100%
4.	Research and Development Activities	50	10	20%
5.	Rating by HOD and Principal	50	39	78%
Consolidated Score %				68%
Overall Performance				GOOD

HOD
28/12/12

28/12/12
PRINCIPAL

Note:

Overall Performance is generated based on the following conditions:

If total consolidated score % is 85 % and above then the result is EXCELLENT

If total consolidated score % is 75% and above and below 85% then the result is VERY GOOD

If total consolidated score % is 60% and above and below 75% then the result is GOOD

If total consolidated score % is 55% and above and below 60% then the result is SATISFACTORY

If total consolidated score % is below 55% then the result is POOR

PRINCIPAL
K. S. R. INSTITUTE FOR
ENGINEERING AND TECHNOLOGY,
K. S. R. KALVI NAGAR,
TIRUCHENGODE-637 215,
NAMAKKAL DL, TAMIL NADU.

ACADEMIC YEAR: 2019 - 2020

Date: 18.12.2021

Category	Name of the Faculty	Dept.:				
	K.Meenatchi	EEE				
	Designation	Assistant Professor	Data	Max Score	Actual Score	
Academic Activities	Subjects Handled					
	Odd Semester	S1: MBSD	Students' Feedback	7.98	10	7.98x2=15.96
			Results	83.7	40	33.48x2=67
		S2:	Students' Feedback		10	
			Results		40	
	Even Semester	S1: ES	Students' Feedback	8.66	10	8.66x2=17.32
			Results	100%	40	40x2=80
		S2:	Students' Feedback		10	
			Results		40	
	Knowledge Updation (NPTEL / SWAYAM / MOOC etc)			NPTEL	10	10
Students' Skill Development Activities	Value Added Courses Conducted by Faculty (2 points for 6 hours)		-	10	-	
	Co-curricular activities participation by mentoring Students Participation : 41 - 50% - 5points >50%, for each 10% 1 point Prizes: I/II/III - 10/5/2		-	20	-	
	Students Project Achievements / Participation (State Level - I/II/III - 10/5/2 National Level - I/II/III - 20/10/5)		-	20	2	
Administrative Activities	FDP/Wokshop/Seminar/ Value Added Course Organized (10 points each, Max 2 faculty)		VAC - 1	10	10	
	Administrative Responsibilities Taken (Class Advisor, Cell coordinators, etc.) (Each 10 points)		CA, IPT	30	30	
Research and Development Activities	Programmes Attended / Keynote Speaker / Guest Lecture in Programmes (Regional Level - 3 Points National Level - 5 points International Level - 10 points)		FDP 4	10	10	
	Programme/Project proposals Submitted to Funding Agency (Each 2 points, Max 3 persons)		TNSCST	10	2	
	Fund Sanction (<1 Lakh - 5 points >1Lakh - 10 points)		-	10	-	
	Technical Journal / Book Publications Updated List - 20 points, SCI indexed/Annexure II - 10 points NJ / IC - 5 points NC - 3 point Per Book - 10 points		-	20	-	
	Total			350	242.28	

PRINCIPAL,
K. S. R. INSTITUTE FOR
ENGINEERING AND TECHNOLOGY,
K. S. R. KAVINAGAR,
TIRUCHENGODE,
NAMAKKAL DISTRICT, TAMIL NADU.

K.Meenatchi
Signature of Faculty

	Self Appraisal by Faculty	350	242.28
Rating by HOD	Dedication & Hard work	10	9
	Taking responsibility by self	10	8
	Involvement towards department/institution development	10	8
	Completion of work on time without follow up	10	9
	Rating by Principal / Management	10	8
	Overall Total	400	284

FACULTY PERFORMANCE APPRAISAL SCORE SHEET

S. No.	Category	Max. Score	Score Obtained	% of score obtained
1.	Academic Activities	210	190.28	90.6
2.	Students Skill Development Activities	50		
3.	Administrative Activities	40	40	100
4.	Research and Development Activities	50	12	24
5.	Rating by HOD and Principal	50	42	84%
Consolidated Score %				77%
Overall Performance				GOOD

HOD

29.12.23

PRINCIPAL

Note:

Overall Performance is generated based on the following conditions:

If total consolidated score % is 85 % and above then the result is **EXCELLENT**

If total consolidated score % is 75% and above and below 85% then the result is **VERY GOOD**

If total consolidated score % is 60% and above and below 75% then the result is **GOOD**

If total consolidated score % is 55% and above and below 60% then the result is **SATISFACTORY**

If total consolidated score % is below 55% then the result is **POOR**

PRINCIPAL
K. S. R. INSTITUTE FOR
ENGINEERING AND TECHNOLOGY,
K. S. R. KALVI NAGAR,
TIRUCHENGODE-637 215,
NAMAKKAL Dt, TAMIL NADU.

ACADEMIC YEAR: 2018-19Date: 21-08-2019

Category	Name of the Faculty	Dept.:				
	Designation	Data	Max Score	Actual Score		
Academic Activities	Dr. T. Srihari		EEE			
	Professor					
	Subjects Handled					
	Odd Semester	S1: PPE	Students' Feedback	8.4	10	8.4
			Results	75%	40	30
		S2: PSG	Students' Feedback	8.38	10	8.38
			Results	84.47	40	33.76
	Even Semester	S1: LTC	Students' Feedback	8.41	10	8.41
			Results	80%	40	32
		S2: PERE	Students' Feedback	6.71	10	6.71
Results			97.77	40	39.08	
Knowledge Updation (NPTEL / SWAYAM / MOOC etc)		Raspberry Pi IoT	10	10		
Students' Skill Development Activities	Value Added Courses Conducted by Faculty (2 points for 6 hours)		VAC-1	10	10	
	Co-curricular activities participation by mentoring Students Participation : 41 - 50% - 5points >50%, for each 10% 1 point Prizes: I/II/III - 10/5/2		Workshop	20	10	
	Students Project Achievements / Participation (State Level - I/II/III - 10/5/2 National Level - I/II/III - 20/10/5)		—	20	—	
Administrative Activities	FDP/Wokshop/Seminar/ Value Added Course Organized (10 points each, Max 2 faculty)		VAC-1	10	10	
	Administrative Responsibilities Taken (Class Advisor, Cell coordinators, etc.) (Each 10 points)		CA EDC	30	30	
Research and Development Activities	Programmes Attended / Keynote Speaker / Guest Lecture in Programmes (Regional Level - 3 Points National Level - 5 points International Level - 10 points)		R2-1 N2-1	10	8	
	Programme/Project proposals Submitted to Funding Agency (Each 2 points, Max 3 persons)		IPFC DST INSCST	10	10	
	Fund Sanction (<1 Lakh - 5 points >1Lakh - 10 points)		EAC Rs 40000	10	5	
	Technical Journal / Book Publications Updated List - 20 points SCI indexed/Annexure II - 10 points NJ / IC - 5 points NC - 3 point Per Book - 10 points		NC-2	20	6	
	Total			350	265.76	

PRINCIPAL,
K. S. R. INSTITUTE FOR
ENGINEERING AND TECHNOLOGY,
K. S. R. KALVI NAGAR,
TIRUCHENGODE-637 215,
NAMAKKAL Dt, TAMIL NADU.

Signature of Faculty

	Self Appraisal by Faculty	350	265.74
Rating by HOD	Dedication & Hard work	10	10.8
	Taking responsibility by self	10	10.8
	Involvement towards department/institution development	10	9
	Completion of work on time without follow up	10	8
	Rating by Principal / Management	10	9
	Overall Total	400	308

FACULTY PERFORMANCE APPRAISAL SCORE SHEET

S. No.	Category	Max. Score	Score Obtained	% of score obtained
1.	Academic Activities	210	176.74	84.16
2.	Students Skill Development Activities	50	20	40%
3.	Administrative Activities	40	40	100%
4.	Research and Development Activities	50	29	58%
5.	Rating by HOD and Principal	50	42	84%
Consolidated Score %				77%
Overall Performance				VERY GOOD

HOD
2015

PRINCIPAL

Note:

Overall Performance is generated based on the following conditions:

If total consolidated score % is 85 % and above then the result is EXCELLENT

If total consolidated score % is 75% and above and below 85% then the result is VERY GOOD

If total consolidated score % is 60% and above and below 75% then the result is GOOD

If total consolidated score % is 55% and above and below 60% then the result is SATISFACTORY

If total consolidated score % is below 55% then the result is POOR

PRINCIPAL,
K. S. R. INSTITUTE FOR
ENGINEERING AND TECHNOLOGY,
K. S. R. KALVI NAGAR,
TIRUCHENGODE-637 215,
NAMAKKAL Dt. TAMIL NADU.

DEPARTMENT OF EEE

FACULTY PERFORMANCE APPRAISAL

ACADEMIC YEAR: 2018-2019

Date: 21.8.2019

Category	Name of the Faculty	Dept.:				
	Designation	Date	Max Score	Actual Score		
Academic Activities	Dr. A. MURUGESAN		EEE			
	Subjects Handled					
	Odd Semester	S1: MBSD	Students' Feedback	7	10	7
			Results 88.4	88.4%	40	35.36
		S2: CSE (ECEB)	Students' Feedback	8.77	10	8.77
			Results	84.09%	40	33.63
	Even Semester	S1: MAT	Students' Feedback	7.89	10	7.89
			Results	77.8%	40	31.12
		S2: BEEIE (MECH)	Students' Feedback	8.64	10	8.64
			Results	71	40	28.4
Knowledge Updation (NPTEL / SWAYAM / MOOC etc)		NPTEL		10	10	
Students' Skill Development Activities	Value Added Courses Conducted by Faculty VAC - NJ/Unit/sem			10	10	
	Co-curricular activities participation by mentoring Students Participation : 41 - 50% - 5points >50%, for each 10% 1 point Prizes: I/II/III - 10/5/2		1 Student Paper Presentation	20	1	
	Students Project Achievements / Participation (State Level - I/II/III - 10/5/2 National Level - I/II/III - 20/10/5)		-	20	-	
Administrative Activities	FDP/Wokshop/Seminar/ Value Added Course Organized (10 points each, Max 2 faculty)		-	10	-	
	Administrative Responsibilities Taken (Class Advisor, Cell coordinators, etc.) (Each 10 points)		Class Advisor Lab In charge JET Coordinator	30	30	
Research and Development Activities	Programmes Attended / Keynote Speaker / Guest Lecture in Programmes (Regional Level - 3 Points National Level - 5 points International Level - 10 points)		FDP / Workshop	10	10	
	Programme/Project proposals Submitted to Funding Agency (Each 2 points, Max 3 persons)		TNSC ST	10	2	
	Fund Sanction (<1 Lakh - 5 points >1Lakh - 10 points)			10	-	
	Technical Journal / Book Publications Updated List - 20 points SCI indexed/Annexure II - 10 points NJ / IC - 5 points NC - 3 point Per Book - 10 points		International Journal - 1 NC - 1 IC - 1	20	18	
	Total			350	241.81	

PRINCIPAL,
K. S. R. INSTITUTE FOR
ENGINEERING AND TECHNOLOGY,
K. S. R. KALVI NAGAR,
TIRUCHENGODE-637 215,
NAMAKKAL DI, TAMIL NADU.

[Signature]
21/8/19
Signature of Faculty

	Self Appraisal by Faculty	350	241.8
Rating by HOD	Dedication & Hard work	10	8
	Taking responsibility by self	10	8
	Involvement towards department/institution development	10	8
	Completion of work on time without follow up	10	7
	Rating by Principal / Management	10	8
	Overall Total	400	280

FACULTY PERFORMANCE APPRAISAL SCORE SHEET

S. No.	Category	Max. Score	Score Obtained	% of score obtained
1.	Academic Activities	210	170.81	81.33
2.	Students Skill Development Activities	50	11	22
3.	Administrative Activities	40	30	75
4.	Research and Development Activities	50	30	60
5.	Rating by HOD and Principal	50	39	78
Consolidated Score %				70.1
Overall Performance				GOOD

HOD

PRINCIPAL

Note:

Overall Performance is generated based on the following conditions:

If total consolidated score % is 85 % and above then the result is EXCELLENT

If total consolidated score % is 75% and above and below 85% then the result is VERY GOOD

If total consolidated score % is 60% and above and below 75% then the result is GOOD

If total consolidated score % is 55% and above and below 60% then the result is SATISFACTORY

If total consolidated score % is below 55% then the result is POOR

PRINCIPAL

K. S. R. INSTITUTE FOR
ENGINEERING AND TECHNOLOGY,
K. S. R. KALVI NAGAR,
TIRUCHENGODE-637 215,
NAMAKKAL Dt. TAMIL NADU.

ACADEMIC YEAR: 2018-19

Date: 21.8.2019

Category	Name of the Faculty	Dept.:	EEE			
	Designation	Data	Max Score	Actual Score		
Academic Activities	Subjects Handled					
	Odd Semester	S1: PS	Students' Feedback	7.51	10	7.51
			Results	84.3%	40	33.6
		S2: MECH EDC-B	Students' Feedback	7.92	10	7.92
			Results	85%	40	34.00
	Even Semester	S1: PST	Students' Feedback	7.95	10	7.95
			Results	83.3%	40	66.64
		S2:	Students' Feedback		10	
			Results		40	
	Knowledge Updation (NPTEL / SWAYAM / MOOC etc)			NPTEL	10	10
Students' Skill Development Activities	Value Added Courses Conducted by Faculty (2 points for 6 hours)		GATE	10	10	
	Co-curricular activities participation by mentoring Students Participation : 41 - 50% - 5points >50%, for each 10% 1 point Prizes: I/II/III - 10/5/2		50%	20	5	
	Students Project Achievements / Participation (State Level - I/II/III - 10/5/2 National Level - I/II/III - 20/10/5)			20	-	
Administrative Activities	FDP/Wokshop/Seminar/ Value Added Course Organized (10 points each, Max 2 faculty) VAC - 1		VAC-1	10	10	
	Administrative Responsibilities Taken (Class Advisor, Cell coordinators, etc.) (Each 10 points)		CA IC - NPTEL	30	30	
Research and Development Activities	Programmes Attended / Keynote Speaker / Guest Lecture in Programmes (Regional Level - 3 Points National Level - 5 points International Level - 10 points)		NL-1	10	5	
	Programme/Project proposals Submitted to Funding Agency (Each 2 points, Max 3 persons)		TNSI - 2 AICTE	10	06	
	Fund Sanction (<1 Lakh - 5 points >1Lakh - 10 points)			10	-	
	Technical Journal / Book Publications Updated List - 20 points SCI indexed/Annexure II - 10 points NJ / IC - 5 points NC - 3 point Per Book - 10 points		NC-2 IC-1	20	06+2 08	
	Total			350	249.62	

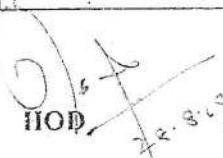
PRINCIPAL,
K. S. R. INSTITUTE FOR
ENGINEERING AND TECHNOLOGY,
K. S. R. KALVI NAGAR,
TIRUCHENGODE-637 215,
NAMAKKAL DI, TAMIL NADU.

Signature of Faculty

	Self Appraisal by Faculty	350	249.62
Rating by HOD	Dedication & Hard work	10	8
	Taking responsibility by self	10	8
	Involvement towards department/institution development	10	7
	Completion of work on time without follow up	10	8
	Rating by Principal / Management	10	8
	Overall Total	400	

FACULTY PERFORMANCE APPRAISAL SCORE SHEET

S. No.	Category	Max. Score	Score Obtained	% of score obtained
1.	Academic Activities	210	175.62	83.43%
2.	Students Skill Development Activities	50	15	30%
3.	Administrative Activities	40	40	100%
4.	Research and Development Activities	50	19	38%
5.	Rating by HOD and Principal	50	41	82%
Consolidated Score %				92.95%
Overall Performance				GOOD.


HOD


PRINCIPAL

Note:

Overall Performance is generated based on the following conditions:


If total consolidated score % is 85 % and above then the result is EXCELLENT

If total consolidated score % is 75% and above and below 85% then the result is VERY GOOD

If total consolidated score % is 60% and above and below 75% then the result is GOOD

If total consolidated score % is 55% and above and below 60% then the result is SATISFACTORY

If total consolidated score % is below 55% then the result is POOR


PRINCIPAL,
K. S. R. INSTITUTE FOR
ENGINEERING AND TECHNOLOGY,
K. S. R. KALVI NAGAR,
TIRUCHENGODE-637 215,
NAMAKKAL DT, TAMIL NADU.

ACADEMIC YEAR: 2018-2019

Date: 21-08-19

Category	Name of the Faculty	Dept.:				
	Designation	Date	Max Score	Actual Score		
Academic Activities	SHANMUGA ARAVIND.P		EEE			
	ASSISTANT PROFESSOR					
	Subjects Handled					
	Odd Semester	S1: PSG	Students' Feedback	6.81	10	6.81
			Results	89.6%	40	35.84
		S2: CS (ECE)	Students' Feedback	9.26	10	9.26
			Results	86.48%	40	34.592
	Even Semester	S1: BEEE (ECE)	Students' Feedback	7.98	10	15.96
			Results	80%	40	64
		S2:	Students' Feedback		10	
Results				40		
Knowledge Updation (NPTEL / SWAYAM / MOOC etc)			-	10	2	
Students' Skill Development Activities	Value Added Courses Conducted by Faculty (2-points for 6 hours)		-	10	-	
	Co-curricular activities participation by mentoring Students Participation : 41 - 50% - 5points >50%, for each 10% 1 point Prizes: I/II/III - 10/5/2		Conference	20	10	
	Students Project Achievements / Participation (State Level - I/II/III - 10/5/2 National Level - I/II/III - 20/10/5)		-	20	-	
Administrative Activities	FDP/Wokshop/Seminar/ Value Added Course Organized (10 points each, Max 2 faculty)		VAC-1	10	10	
	Administrative Responsibilities Taken (Class Advisor, Cell coordinators, etc.) (Each 10 points)		CA, Ass. on call 30		30	
Research and Development Activities	Programmes Attended / Keynote Speaker / Guest Lecture in Programmes (Regional Level - 3 Points National Level - 5 points International Level - 10 points)		FDP-1 Workshop-1	10	05	
	Programme/Project proposals Submitted to Funding Agency (Each 2 points, Max 3 persons)		-	10	-	
	Fund Sanction (<1 Lakh - 5 points >1Lakh - 10 points)		-	10	-	
	Technical Journal / Book Publications Updated List - 20 points SCI indexed/Annexure II - 10 points NJ / IC - 5 points NC - 3 point Per Book - 10 points		-	20	-	
	Total			350	221	

PRINCIPAL.
K. S. R. INSTITUTE FOR
ENGINEERING AND TECHNOLOGY,
K. S. R. KALVI NAGAR,
TIRUCHENGODE-637 215,
NAMAKKAL Dt, TAMIL NADU.


Signature of Faculty

	Self Appraisal by Faculty	350	222
Rating by HOD	Dedication & Hard work	10	8
	Taking responsibility by self	10	0
	Involvement towards department/institution development	10	7
	Completion-of work on time without follow up	10	8
	Rating by Principal / Management	10	7
	Overall Total	400	259

FACULTY PERFORMANCE APPRAISAL SCORE SHEET

S. No.	Category	Max. Score	Score Obtained	% of score obtained
1.	Academic Activities	210	266	79%
2.	Students Skill Development Activities	50	10	20%
3.	Administrative Activities	40	40	100%
4.	Research and Development Activities	50	05	10%
5.	Rating by HOD and Principal	50	38	76%
Consolidated Score %				64%
Overall Performance				GOOD

HOD

PRINCIPAL

Note:

Overall Performance is generated based on the following conditions:

If total consolidated score % is 85 % and above then the result is **EXCELLENT**

If total consolidated score % is 75% and above and below 85% then the result is **VERY GOOD**

If total consolidated score % is 60% and above and below 75% then the result is **GOOD**

If total consolidated score % is 55% and above and below 60% then the result is **SATISFACTORY**

If total consolidated score % is below 55% then the result is **POOR**

PRINCIPAL.

K. S. R. INSTITUTE FOR
ENGINEERING AND TECHNOLOGY,
K. S. R. KALVI NAGAR,
TIRUCHENGODE-637 215,
NAMAKKAL Dt, TAMIL NADU.

FACULTY PERFORMANCE APPRAISAL

ACADEMIC YEAR: 2018-19

Date: 21-8-19.

Category	Name of the Faculty	Dept.:	EEE			
	Designation	Data	Max Score	Actual Score		
Academic Activities	Name of the Faculty: ARVIND.T					
	Designation: ASSISTANT PROFESSOR					
	Subjects Handled					
	Odd Semester	S1: EM-II (II-Yr)	Students' Feedback	8.65	10	8.65
			Results	64.67	40	25.84
		S2: EM-III (III-Yr)	Students' Feedback	8.26	10	8.26
			Results	73.57	40	29.4
	Even Semester	S1: EM-IV (IV-Yr)	Students' Feedback	8.8	10	8.8
			Results	93.37	40	37.32
		S2: ET (IV-Yr)	Students' Feedback	8.7	10	8.7
Results			76.27	40	30.48	
Knowledge Updation (NPTEL / SWAYAM / MOOC etc)			-	10	-	
Students' Skill Development Activities	Value Added Courses Conducted by Faculty (2 points for 6 hours)		GATE Coaching	10	10	
	Co-curricular activities participation by mentoring Students Participation : 41 - 50% - 5points >50%, for each 10% 1 point Prizes: I/II/III - 10/5/2		Conference Participation (10 students)	20	10	
	Students Project Achievements / Participation (State Level - I/II/III - 10/5/2 National Level - I/II/III - 20/10/5)		-	20	-	
Administrative Activities	FDP/Wokshop/Seminar/ Value Added Course Organized (10 points each, Max 2 faculty)		-	10	-	
	Administrative Responsibilities Taken (Class Advisor, Cell coordinators, etc.) (Each 10 points)		Time Table, HEC Cell, Association, Class Advisor	30	30	
Research and Development Activities	Programmes Attended / Keynote Speaker / Guest Lecture in Programmes (Regional Level - 3 Points National Level - 5 points International Level - 10 points)		FDP-2 National level.	10	10	
	Programme/Project proposals Submitted to Funding Agency (Each 2 points, Max 3 persons)		TNSCSI	10	02	
	Fund Sanction (<1 Lakh - 5 points >1 Lakh - 10 points)		-	10	-	
	Technical Journal / Book Publications Updated List - 20 points SCI indexed/Annexure II - 10 points NJ / IC - 5 points NC - 3 point Per Book - 10 points		-	20	-	
	Total			350	219	

PRINCIPAL

K. S. R. INSTITUTE FOR
ENGINEERING AND TECHNOLOGY,
K. S. R. KALVI NAGAR,
TIRUCHENGODE-637 215,
NAMAKKAL DI, TAMIL NADU.

Signature of Faculty

	Self Appraisal by Faculty	350	219
Rating by HOD	Dedication & Hard work	10	8
	Taking responsibility by self	10	8
	Involvement towards department/institution development	10	7
	Completion of work on time without follow up	10	7
	Rating by Principal / Management	10	7
	Overall Total	400	256

FACULTY PERFORMANCE APPRAISAL SCORE SHEET

S. No.	Category	Max. Score	Score Obtained	% of score obtained
1.	Academic Activities	210	157.45	75%
2.	Students Skill Development Activities	50	20	40%
3.	Administrative Activities	40	30	75%
4.	Research and Development Activities	50	12	24%
5.	Rating by HOD and Principal	50	37	74%
Consolidated Score %				64%
Overall Performance				GOOD

HOD
[Signature]

PRINCIPAL
[Signature]

Note:

Overall Performance is generated based on the following conditions:

If total consolidated score % is 85 % and above then the result is EXCELLENT

If total consolidated score % is 75% and above and below 85% then the result is VERY GOOD

If total consolidated score % is 60% and above and below 75% then the result is GOOD

If total consolidated score % is 55% and above and below 60% then the result is SATISFACTORY

If total consolidated score % is below 55% then the result is POOR

PRINCIPAL
K. S. R. INSTITUTE FOR
ENGINEERING AND TECHNOLOGY,
K. S. R. KALVI NAGAR,
TIRUCHENGODE-637 215,
NAMAKKAL Dt. TAMIL NADU

ACADEMIC YEAR: 2017-2018

Date: 09/8/2018

Category	Name of the Faculty	Dept.:	EEE			
	Designation	Date	Max Score	Actual Score		
Academic Activities	KALIMUTHU Y					
	AP					
	Subjects Handled					
	Odd Semester	DLC	S1: Students' Feedback	8-98	10	$8.98 \times 2 = 17.96$
			Results	76.5	40	61.2
		S2:	Students' Feedback		10	
			Results		40	
	Even Semester	DEMA	S1: Students' Feedback	8-71	10	$8.71 \times 2 = 17.42$
			Results	81-82	40	65.456
		S2:	Students' Feedback		10	
Results				40		
Knowledge Updation (NPTEL / SWAYAM / MOOC etc)				10	-	
Students' Skill Development Activities	Value Added Courses Conducted by Faculty (2 points for 6 hours)			10	-	
	Co-curricular activities participation by mentoring Students Participation : 41 - 50% - 5points >50%, for each 10% 1 point Prizes: I/II/III - 10/5/2		E-Box Participation (III & IV years)	20	10	
	Students Project Achievements / Participation (State Level - I/II/III - 10/5/2 National Level - I/II/III - 20/10/5)		National Conference	20	05	
Administrative Activities	FDP/Wokshop/Seminar/ Value Added Course Organized (10.points each, Max 2 faculty)		Value addition 4 FDP	2	10	
	Administrative Responsibilities Taken (Class Advisor, Cell coordinators, etc.) (Each 10 points)		T&P Cell - College level Dept level Skill Development -	30	30	
Research and Development Activities	Programmes Attended / Keynote Speaker / Guest Lecture in Programmes (Regional Level - 3 Points National Level - 5 points International Level - 10 points)		Indo global skill expo 4 AICTE - FDP	2	10	
	Programme/Project proposals Submitted to Funding Agency (Each 2 points, Max 3 persons)				10	-
	Fund Sanction (<1 Lakh - 5 points >1Lakh - 10 points)				10	-
	Technical Journal / Book Publications Updated List - 20 points SCI indexed/Annexure II - 10 points NJ / IC - 5 points NC - 3 point Per Book - 10 points				20	-
	Total				350	227.036

PRINCIPAL,
K. S. R. INSTITUTE FOR
ENGINEERING AND TECHNOLOGY,
K. S. R. KALVI NAGAR
TIRUCHENGODE - 637215,
NARAYANAPURAM, TAMIL NADU.

Y. Kalimuthu
Signature of Faculty

	Self Appraisal by Faculty	350	227.036
Rating by HOD	Dedication & Hard work	10	9
	Taking responsibility by self	10	9
	Involvement towards department/institution development	10	9
	Completion of work on time without follow up	10	8
	Rating by Principal / Management	400	272
	Overall Total		

FACULTY PERFORMANCE APPRAISAL SCORE SHEET

S. No.	Category	Max. Score	Score Obtained	% of score obtained
1.	Academic Activities	210	162.036	77.16%
2.	Students Skill Development Activities	50	15	30%
3.	Administrative Activities	40	40	100%
4.	Research and Development Activities	50	10	20%
5.	Rating by HOD and Principal	50	45	90%
Consolidated Score %				68%
Overall Performance				GOOD

HOD

PRINCIPAL

Note:

Overall Performance is generated based on the following conditions:

If total consolidated score % is 85 % and above then the result is **EXCELLENT**

If total consolidated score % is 75% and above and below 85% then the result is **VERY GOOD**

If total consolidated score % is 60% and above and below 75% then the result is **GOOD**

If total consolidated score % is 55% and above and below 60% then the result is **SATISFACTORY**

If total consolidated score % is below 55% then the result is **POOR**

ENGINEERING AND TECHNOLOGY,
K. S. R. KALVI NAGAR,
TIRUCHENGODE-637 215,
NAMAKKAL Dt, TAMIL NADU.

ACADEMIC YEAR: 2014-18

Date: 8.08.2018

Category	Name of the Faculty	R. SACHITHRAA		Dept.:	EEE	
	Designation	ASSISTANT PROFESSOR		Data	Max Score	Actual Score
Academic Activities	Subjects Handled					
	Odd Semester	S1:	Students' Feedback	7.64	10	7.64
			Results	73.1	40	29.24
		S2:	Students' Feedback	7.39	10	7.39
			Results	86.36	40	34.544
	Even Semester	S1:	Students' Feedback	8.21	10	8.21 x 2 = 16.42
			Results	78.4	40	31.36 x 2 = 62.72
		S2:	Students' Feedback	-	10	-
			Results	-	40	-
	Knowledge Updation (NPTEL / SWAYAM / MOOC etc)				-	10
Students' Skill Development Activities	Value Added Courses Conducted by Faculty (2 points for 6 hours)			-	10	-
	Co-curricular activities participation by mentoring Students Participation : 41 - 50% - 5points >50%, for each 10% 1 point Prizes: I/II/III - 10/5/2			53%	20	5
	Students Project Achievements / Participation (State Level - I/II/III - 10/5/2 National Level - I/II/III - 20/10/5)			-	20	-
Administrative Activities	FDP/Wokshop/Seminar/ Value Added Course Organized (10 points each, Max 2 faculty)			1 value addition	10	10
	Administrative Responsibilities Taken (Class Advisor, Cell coordinators, etc.) (Each 10 points)			class advisor NBA, AICTE, ISO	30	30
Research and Development Activities	Programmes Attended / Keynote Speaker / Guest Lecture in Programmes (Regional Level - 3 Points National Level - 5 points International Level - 10 points)			Program attended	10	10
	Programme/Project proposals Submitted to Funding Agency (Each 2 points, Max 3 persons)			-	10	-
	Fund Sanction (<1 Lakh - 5 points >1Lakh - 10 points)			-	10	-
	Technical Journal / Book Publications Updated List - 20 points SCI indexed/Annexure II - 10 points NJ / IC - 5 points NC - 3 point Per Book - 10 points			NC	20	3
	Total					350

PRINCIPAL,
K. S. R. INSTITUTE FOR
ENGINEERING AND TECHNOLOGY,
K. S. R. KALVI NAGAR,
TIRUCHENGODE-637 215,
NAMAKKAL Dt, TAMIL NADU.

Signature of Faculty

	Self Appraisal by Faculty	350	211.07
Rating by HOD	Dedication & Hard work	10	8
	Taking responsibility by self	10	9
	Involvement towards department/institution development	10	9
	Completion of work on time without follow up	10	8
	Rating by Principal / Management	10	8
	Overall Total	400	251

FACULTY PERFORMANCE APPRAISAL SCORE SHEET

S. No.	Category	Max. Score	Score Obtained	% of score obtained
1.	Academic Activities	210	158.07	75%
2.	Students Skill Development Activities	50	5	10%
3.	Administrative Activities	40	40	100%
4.	Research and Development Activities	50	08	16%
5.	Rating by HOD and Principal	50	40	80%
Consolidated Score %				62%
Overall Performance				GOOD

HOD

PRINCIPAL

Note:


Overall Performance is generated based on the following conditions:

- If total consolidated score % is 85 % and above then the result is EXCELLENT
- If total consolidated score % is 75% and above and below 85% then the result is VERY GOOD
- If total consolidated score % is 60% and above and below 75% then the result is GOOD
- If total consolidated score % is 55% and above and below 60% then the result is SATISFACTORY
- If total consolidated score % is below 55% then the result is POOR

PRINCIPAL
K. S. R. INSTITUTE FOR
ENGINEERING AND TECHNOLOGY,
K. S. R. KALVI NAGAR,
TIRUCHENGODE-637 215,
NAMAKKAL DL, TAMIL NADU.

Category	Name of the Faculty	Dept.:	EEE			
	Designation	Data	Max Score	Actual Score		
Academic Activities	P. SHANMUGA ARAVIND					
	ASSISTANT PROFESSOR					
	Subjects Handled					
	Odd Semester	S1: Control System	Students' Feedback	8.39	10	8.39
			Results	88.6%	40	35.46
		S2: Principles of Management	Students' Feedback	8.58	10	8.58
			Results	94.9	40	37.96
	Even Semester	S1: Professional Ethics in Engg.	Students' Feedback	8.59	10	8.59
			Results	85%	40	34.0
		S2: Control System Engineering	Students' Feedback	8.93	10	8.93
Results			82.71%	40	33.08	
Knowledge Updation (NPTEL / SWAYAM / MOOC etc)				10		
Students' Skill Development Activities	Value Added Courses Conducted by Faculty (2 points for 6 hours)			10		
	Co-curricular activities participation by mentoring Students Participation : 41 - 50% - 5points >50%, for each 10% 1 point Prizes: I/II/III - 10/5/2		50%	20	5	
	Students Project Achievements / Participation (State Level - I/II/III - 10/5/2 National Level - I/II/III - 20/10/5)			20		
Administrative Activities	FDP/Wokshop/Seminar/ Value Added Course Organized (10 points each, Max 2 faculty)		01 - Seminar	10	10	
	Administrative Responsibilities Taken (Class Advisor, Cell coordinators, etc.) (Each 10 points)		CA-1 ASociation Co-ordinator-1 Faculty Aid-1	30	30	
Research and Development Activities	Programmes Attended / Keynote Speaker / Guest Lecture in Programmes (Regional Level - 3 Points National Level - 5 points International Level - 10 points)		Regional } -1 level } National } -2 level }	10	10	
	Programme/Project proposals Submitted to Funding Agency (Each 2 points, Max 3 persons)		-	10	-	
	Fund Sanction (<1 Lakh - 5 points >1Lakh - 10 points)		-	10	-	
	Technical Journal / Book Publications Updated List - 20 points SCI indexed/Annexure II - 10 points NJ / IC - 5 points NC - 3 point Per Book - 10 points		IC-1	20	05	
	Total			350	234.99	

PRINCIPAL,
K. S. R. INSTITUTE FOR
ENGINEERING AND TECHNOLOGY,
K. S. R. KALVI NAGAR,
TIRUCHENGODE-637 215,
NAMAKKAL DI, TAMIL NADU.


Signature of Faculty

	Self Appraisal by Faculty	350	34.99
Rating by HOD	Dedication & Hard work	10	
	Taking responsibility by self	10	
	Involvement towards department/institution development	10	
	Completion of work on time without follow up	10	
	Rating by Principal / Management	10	
	Overall Total	400	270

FACULTY PERFORMANCE APPRAISAL SCORE SHEET

S. No.	Category	Max. Score	Score Obtained	% of score obtained
1.	Academic Activities	210	174.99	83.33
2.	Students Skill Development Activities	50	5	10.00
3.	Administrative Activities	40	40	100.00
4.	Research and Development Activities	50	15	30.00
5.	Rating by HOD and Principal	50	36	72.00
Consolidated Score %				67.4
Overall Performance				GOOD

HOD

PRINCIPAL

Note:

Overall Performance is generated based on the following conditions:

If total consolidated score % is 85 % and above then the result is **EXCELLENT**

If total consolidated score % is 75% and above and below 85% then the result is **VERY GOOD**

If total consolidated score % is 60% and above and below 75% then the result is **GOOD**

If total consolidated score % is 55% and above and below 60% then the result is **SATISFACTORY**

If total consolidated score % is below 55% then the result is **POOR**

PRINCIPAL,
K. S. R. INSTITUTE FOR
ENGINEERING AND TECHNOLOGY,
K. S. R. KALVI NAGAR,
TIRUCHENGODE-637 215,
NAMAKKAL DI. TAMIL NADU

Category	Name of the Faculty	Dept.:	Data	Max Score	Actual Score	
	P. Krishna Kumar.	EEE.				
	Designation	Assistant Professor				
Academic Activities	Subjects Handled					
	Odd Semester	S1: EDC	Students' Feedback	8.03	10*2	16.06
			Results	74.5	40	59.6
		S2:	Students' Feedback		10	
			Results		40	
	Even Semester	S1: BEELE	Students' Feedback	8.20	10*2	16.4
			Results	77	40	61.6
		S2:	Students' Feedback		10	
			Results		40	
	Knowledge Updation (NPTEL / SWAYAM / MOOC etc)				10	
Students' Skill Development Activities	Value Added Courses Conducted by Faculty (2 points for 6 hours)			10		
	Co-curricular activities participation by mentoring Students Participation : 41 - 50% - 5points >50%, for each 10% 1 point Prizes: I/II/III - 10/5/2		53%	20	6	
	Students Project Achievements / Participation (State Level - I/II/III - 10/5/2 National Level - I/II/III - 20/10/5)			20		
Administrative Activities	FDP/Wokshop/Seminar/ Value Added Course Organized (10 points each, Max 2 faculty)		Program Organized	10	10	
	Administrative Responsibilities Taken (Class Advisor, Cell coordinators, etc.) (Each 10 points)		Class Advisor ISTE Cell Workshop Cell	30	30	
Research and Development Activities	Programmes Attended / Keynote Speaker / Guest Lecture in Programmes (Regional Level - 3 Points National Level - 5 points International Level - 10 points)		AKTE Sponsered FDP Workshop offered in IIT Madras	10	8	
	Programme/Project proposals Submitted to Funding Agency (Each 2 points, Max 3 persons)			10		
	Fund Sanction (<1 Lakh - 5 points >1Lakh - 10 points)			10		
	Technical Journal / Book Publications Updated List - 20 points SCI indexed/Annexure II - 10 points NJ / IC - 5 points NC - 3 point Per Book - 10 points			20		
	Total				350	207.66

PRINCIPAL,
K. S. R. INSTITUTE FOR
ENGINEERING AND TECHNOLOGY,
K. S. R. KALVI NAGAR,
TIRUCHENGODE-637 215,
NAMAKKAL DI, TAMIL NADU.

P. Krishna Kumar
Signature of Faculty

	Self Appraisal by Faculty	350	207-66
Rating by HOD	Dedication & Hard work	10	7
	Taking responsibility by self	10	7
	Involvement towards department/institution development	10	7
	Completion of work on time without follow up	10	7
	Rating by Principal / Management	10	7
	Overall Total	400	210

FACULTY PERFORMANCE APPRAISAL SCORE SHEET

S. No.	Category	Max. Score	Score Obtained	% of score obtained
1.	Academic Activities	210	154.2	73.4
2.	Students Skill Development Activities	50	6	12.
3.	Administrative Activities	40	40	100.
4.	Research and Development Activities	50	8	16.
5.	Rating by HOD and Principal	50	35	90
Consolidated Score %				69.5
Overall Performance				GOOD

HOD

PRINCIPAL

Note:

Overall Performance is generated based on the following conditions:

If total consolidated score % is 85 % and above then the result is **EXCELLENT**

If total consolidated score % is 75% and above and below 85% then the result is **VERY GOOD**

If total consolidated score % is 60% and above and below 75% then the result is **GOOD**

If total consolidated score % is 55% and above and below 60% then the result is **SATISFACTORY**

If total consolidated score % is below 55% then the result is **POOR**

PRINCIPAL,
K. S. R. INSTITUTE FOR
ENGINEERING AND TECHNOLOGY,
K. S. R. KALVI NAGAR,
TIRUCHENGODE-637 215,
NAMAKKAL Dt, TAMIL NADU.

Date: 17/8/17

ACADEMIC YEAR: 2016-17

Category	Name of the Faculty	Dept.:	Data	Max Score	Actual Score	
	M. A. STEPHENRAJ	EEE				
	Designation					
	ASSISTANT PROFESSOR					
Academic Activities	Subjects Handled					
	Odd Semester	S1: EMT-A	Students' Feedback	8.35	10	8.35
			Results	86.67	40	34.66
	Even Semester	S2: PPE-B	Students' Feedback	8.33	10	8.33
			Results	92.3	40	36.92
	Even Semester	S1: T2D-A	Students' Feedback	8.18	10	8.18
			Results	93.33	40	37.62
	Even Semester	S2:	Students' Feedback		10	
			Results		40	
	Knowledge Updation (NPTEL / SWAYAM / MOOC etc)				10	
Students' Skill Development Activities	Value Added Courses Conducted by Faculty (2 points for 6 hours)		02	10	07	
	Co-curricular activities participation by mentoring Students Participation : 41 - 50% - 5points >50%, for each 10% 1 point Prizes: I/II/III - 10/5/2		-	20	-	
	Students Project Achievements / Participation (State Level - I/II/III - 10/5/2 National Level - I/II/III - 20/10/5)		-	20	-	
Administrative Activities	FDP/Wokshop/Seminar/ Value Added Course Organized (10 points each, Max 2 faculty)		01	10	10	
	Administrative Responsibilities Taken (Class Advisor, Cell coordinators, etc.) (Each 10 points)		Class Adv NBA, NAAC ISO	30	30	
Research and Development Activities	Programmes Attended / Keynote Speaker / Guest Lecture in Programmes (Regional Level - 3 Points National Level - 5 points International Level - 10 points)		02	10	06	
	Programme/Project proposals Submitted to Funding Agency (Each 2 points, Max 3 persons)		-	10	-	
	Fund Sanction (<1 Lakh - 5 points >1Lakh - 10 points)		-	10	-	
	Technical Journal / Book Publications Updated List - 20 points SCI indexed/Annexure II - 10 points NJ / IC - 5 points NC - 3 point Per Book - 10 points		-	20	-	
	Total				350	224.1

PRINCIPAL,
K. S. R. INSTITUTE FOR
ENGINEERING AND TECHNOLOGY,
K. S. R. KALVI NAGAR,
TIRUCHENGODE-637 215,
NAMAKKAL DL, TAMIL NADU.

Signature of Faculty

	Self Appraisal by Faculty	350	224.1
Rating by HOD	Dedication & Hard work	10	8
	Taking responsibility by self	10	8
	Involvement towards department/institution development	10	8
	Completion of work on time without follow up	10	8
	Rating by Principal / Management	10	8
	Overall Total	400	262.1

FACULTY PERFORMANCE APPRAISAL SCORE SHEET

S. No.	Category	Max. Score	Score Obtained	% of score obtained
1.	Academic Activities	210	171.1	81.47
2.	Students Skill Development Activities	50	07	14
3.	Administrative Activities	40	40	100
4.	Research and Development Activities	50	06	12
5.	Rating by HOD and Principal	50	38	76%
Consolidated Score %				65.51%
Overall Performance				GOOD.



HOD


PRINCIPAL

Note:

Overall Performance is generated based on the following conditions:

- If total consolidated score % is 85 % and above then the result is EXCELLENT
- If total consolidated score % is 75% and above and below 85% then the result is VERY GOOD
- If total consolidated score % is 60% and above and below 75% then the result is GOOD
- If total consolidated score % is 55% and above and below 60% then the result is SATISFACTORY
- If total consolidated score % is below 55% then the result is POOR


PRINCIPAL,
K. S. R. INSTITUTE FOR
ENGINEERING AND TECHNOLOGY,
K. S. R. KALVI NAGAR,
TIRUCHENGODE-637 215,
NAMAKKAL Dt, TAMIL NADU.

DEPARTMENT OF EEE
 FACULTY PERFORMANCE APPRAISAL

ACADEMIC YEAR: 2016-2017

Date: 18.8.17

Category	Name of the Faculty	Dept.:	Data	Max Score	Actual Score	
	A. MURUGESAN	EEE				
	Designation	AP				
Academic Activities	Subjects Handled					
	Odd Semester	S1:	Students' Feedback	8.19	10	16.38
		DLC TEEEB	Results	9.1	40	72.88
			S2:	Students' Feedback		10
		Even Semester	CS ECE A	Results		40
	S1:			Students' Feedback	8.14	10
	S2:		Results	73.17	40	58.53
			Results		10	
	Knowledge Updation (NPTEL / SWAYAM / MOOC etc)			-	10	
	Students' Skill Development Activities	Value Added Courses Conducted by Faculty (2 points for 6 hours)		4 days Multiple im work shop	10	10
Co-curricular activities participation by mentoring Students Participation : 41 - 50% - 5points >50%, for each 10% 1 point Prizes: I/II/III - 10/5/2		paper presentation by mentoring Students	20	5		
Students Project Achievements / Participation (State Level - I/II/III - 10/5/2 National Level - I/II/III - 20/10/5)		--	20	-		
Administrative Activities	FDP/Wokshop/Seminar/ Value Added Course Organized (10 points each, Max 2 faculty)		-	10	-	
	Administrative Responsibilities Taken (Class Advisor, Cell coordinators, etc.) (Each 10 points)		placement coordinator Lab in Charge Class Advisor	30	30	
Research and Development Activities	Programmes Attended / Keynote Speaker / Guest Lecture in Programmes (Regional Level - 3 Points National Level - 5 points International Level - 10 points)		Image Processing workshop	10	5	
	Programme/Project proposals Submitted to Funding Agency (Each 2 points, Max 3 persons)		-	10	-	
	Fund Sanction (<1 Lakh - 5 points >1Lakh - 10 points)		-	10	-	
	Technical Journal / Book Publications Updated List - 20 points SCI indexed/Annexure II - 10 points NJ / IC - 5 points NC - 3 point Per Book - 10 points		Annexure II International Journal 1	20	20	
	Total			350	224.1	

PRINCIPAL,
 K. S. R. INSTITUTE FOR
 ENGINEERING AND TECHNOLOGY,
 K. S. R. KALVI NAGAR,
 TIRUCHENGODE-637 215,
 NAMAKKAL DISTRICT, TAMIL NADU.

[Signature]
 Signature of Faculty

	Self Appraisal by Faculty	350	224
Rating by HOD	Dedication & Hard work	10	8
	Taking responsibility by self	10	7
	Involvement towards department/institution development	10	8
	Completion of work on time without follow up	10	8
	Rating by Principal / Management	10	
	Overall Total	400	261

FACULTY PERFORMANCE APPRAISAL SCORE SHEET

S. No.	Category	Max. Score	Score Obtained	% of score obtained
1.	Academic Activities	210	164	78
2.	Students Skill Development Activities	50	15	30
3.	Administrative Activities	40	30	75
4.	Research and Development Activities	50	15	30
5.	Rating by HOD and Principal	50	37	74
Consolidated Score %				65.25%
Overall Performance				GOOD

HOD

PRINCIPAL

Note:

Overall Performance is generated based on the following conditions:

If total consolidated score % is 85 % and above then the result is EXCELLENT

If total consolidated score % is 75% and above and below 85% then the result is VERY GOOD

If total consolidated score % is 60% and above and below 75% then the result is GOOD

If total consolidated score % is 55% and above and below 60% then the result is SATISFACTORY

If total consolidated score % is below 55% then the result is POOR


PRINCIPAL
K. S. R. INSTITUTE FOR
ENGINEERING AND TECHNOLOGY,
K. S. R. KALVI NAGAR,
TIRUCHENGODE-637 215,
NAMAKKAL DISTRICT, TAMIL NADU.

ACADEMIC YEAR: 2016 - 2017

Date: 19.08.2017

Category	Name of the Faculty	S. KRISHNA KUMAR	Dept.:	EEE		
	Designation	ASSISTANT PROFESSOR	Data	Max Score	Actual Score	
Academic Activities	Subjects Handled					
	Odd Semester	S1: MBSB-B	Students' Feedback	7.95	10	15.9
			Results	88.7	40	70.96
		S2:	Students' Feedback		10	
			Results		40	
	Even Semester	S1: MAI-B	Students' Feedback	7.5	10	15
			Results	91.1	40	72.88
		S2:	Students' Feedback		10	
			Results		40	
		Knowledge Updation (NPTEL / SWAYAM / MOOC etc)		—	10	—
Students' Skill Development Activities	Value Added Courses Conducted by Faculty (2 points for 6 hours)		—	10	—	
	Co-curricular activities participation by mentoring Students Participation : 41 - 50% - 5points >50%, for each 10% 1 point Prizes: I/II/III - 10/5/2		60%	20	6	
	Students Project Achievements / Participation (State Level - I/II/III - 10/5/2 National Level - I/II/III - 20/10/5)		—	20	—	
Administrative Activities	FDP/Wokshop/Seminar/ Value Added Course Organized (10 points each, Max 2 faculty)		—	10	—	
	Administrative Responsibilities Taken (Class Advisor, Cell coordinators, etc.) (Each 10 points)		CA, Admission admiss	30	30	
Research and Development Activities	Programmes Attended / Keynote Speaker / Guest Lecture in Programmes (Regional Level - 3 Points National Level - 5 points International Level - 10 points)		—	10	—	
	Programme/Project proposals Submitted to Funding Agency (Each 2 points, Max 3 persons)		—	10	—	
	Fund Sanction (<1 Lakh - 5 points >1Lakh - 10 points)		—	10	—	
	Technical Journal / Book Publications Updated List - 20 points SCI indexed/Annexure II - 10 points NJ / IC - 5 points NC - 3 point Per Book - 10 points		—	20	—	
	Total				350	210.74

PRINCIPAL,
K. S. R. INSTITUTE FOR
ENGINEERING AND TECHNOLOGY,
K. S. R. KALVINAGAR,
TIRUCHENGODE-637 215,
NAMAKKAL DI, TAMIL NADU.


Signature of Faculty

	Self Appraisal by Faculty	350	210.74
Rating by HOD	Dedication & Hard work	10	7
	Taking responsibility by self	10	8
	Involvement towards department/institution development	10	7
	Completion of work on time without follow up	10	7
	Rating by Principal / Management	10	7
	Overall Total	400	246.74

FACULTY PERFORMANCE APPRAISAL SCORE SHEET

S. No.	Category	Max. Score	Score Obtained	% of score obtained
1.	Academic Activities	210	174.74	83.20
2.	Students Skill Development Activities	50	6	12
3.	Administrative Activities	40	30	60
4.	Research and Development Activities	50	-	-
5.	Rating by HOD and Principal	50	26	72%
Consolidated Score %				61.85%
Overall Performance				Good

HOD

PRINCIPAL

Note:

Overall Performance is generated based on the following conditions:

If total consolidated score % is 85 % and above then the result is **EXCELLENT**

If total consolidated score % is 75% and above and below 85% then the result is **VERY GOOD**

If total consolidated score % is 60% and above and below 75% then the result is **GOOD**

If total consolidated score % is 55% and above and below 60% then the result is **SATISFACTORY**

If total consolidated score % is below 55% then the result is **POOR**

PRINCIPAL
K. S. R. INSTITUTE FOR
ENGINEERING AND TECHNOLOGY,
K. S. R. KALVI NAGAR,
TIRUCHENGODE-637 215,
NAMAKKAL DL, TAMIL NADU.

ACADEMIC YEAR: 2016 - 2017

Date: 19-08-2017

Category	Name of the Faculty	A. THANGARAJU		Dept.:	EEE		
	Designation	Assistant Professor		Data	Max Score	Actual Score	
Academic Activities	Subjects Handled						
	Odd Semester	S1: EMT-B	Students' Feedback	7.42	10	7.42	
			Results	82.2	40	32.88	
		S2: FDE-C	Students' Feedback	9.22	10	9.22	
			Results	88.1	40	35.24	
	Even Semester	S1: EM-I-B	Students' Feedback	7.67	10	15.34	
			Results	84.4	40	67.52	
		S2:	Students' Feedback		10		
			Results		40		
	Knowledge Updation (NPTEL / SWAYAM / MOOC etc)				-	10	-
Students' Skill Development Activities	Value Added Courses Conducted by Faculty (2 points for 6 hours)				-	10	-
	Co-curricular activities participation by mentoring Students Participation : 41 - 50% - 5points >50%, for each 10% 1 point Prizes: I/II/III - 10/5/2				50	20	5
	Students Project Achievements / Participation (State Level - I/II/III - 10/5/2 National Level - I/II/III - 20/10/5)				-	20	-
Administrative Activities	FDP/Wokshop/Seminar/ Value Added Course Organized (10 points each, Max 2 faculty)				-	10	-
	Administrative Responsibilities Taken (Class Advisor, Cell coordinators, etc.) (Each 10 points)				CA, R2T	30	30
Research and Development Activities	Programmes Attended / Keynote Speaker / Guest Lecture in Programmes (Regional Level - 3 Points National Level - 5 points International Level - 10 points)				FDP	10	10
	Programme/Project proposals Submitted to Funding Agency (Each 2 points, Max 3 persons)				-	10	-
	Fund Sanction (<1 Lakh - 5 points >1Lakh - 10 points)				-	10	-
	Technical Journal / Book Publications. Updated List - 20 points SCI indexed/Annexure II - 10 points NJ / IC - 5 points NC - 3 point Per Book - 10 points				-	20	-
	Total					350	212.62

PRINCIPAL,
K. S. R. INSTITUTE FOR
ENGINEERING AND TECHNOLOGY,
K. S. R. KALVI NAGAR,
TIRUCHENGODE-637 215,
NAMAKKAL Dt, TAMIL NADU.


Signature of Faculty

	Self Appraisal by Faculty	350	212.62
Rating by HOD	Dedication & Hard work	10	7
	Taking responsibility by self	10	8
	Involvement towards department/institution development	10	7
	Completion of work on time without follow up	10	7
	Rating by Principal / Management	10	6
	Overall Total	400	247

FACULTY PERFORMANCE APPRAISAL SCORE SHEET

S. No.	Category	Max. Score	Score Obtained	% of score obtained
1.	Academic Activities	210	167.62	79%
2.	Students Skill Development Activities	50	5	1%
3.	Administrative Activities	40	30	75%
4.	Research and Development Activities	50	-	-
5.	Rating by HOD and Principal	50	25	70%
Consolidated Score %				61.90%
Overall Performance				Good

~~HOD~~


PRINCIPAL

Note:

Overall Performance is generated based on the following conditions:


If total consolidated score % is 85 % and above then the result is **EXCELLENT**

If total consolidated score % is 75% and above and below 85% then the result is **VERY GOOD**

If total consolidated score % is 60% and above and below 75% then the result is **GOOD**

If total consolidated score % is 55% and above and below 60% then the result is **SATISFACTORY**

If total consolidated score % is below 55% then the result is **POOR**


 PRINCIPAL,
 K. S. R. INSTITUTE FOR
 ENGINEERING AND TECHNOLOGY,
 K. S. R. KALVI NAGAR,
 TIRUCHENGODE-637 215,
 NAMAKKAL Dt, TAMIL NADU.


DEPARTMENT OF EEE
FACULTY PERFORMANCE APPRAISAL

Date: 10.08.16

ACADEMIC YEAR: 2015-16

Category	Name of the Faculty		Dept.:			
	Designation		Data	Max Score	Actual Score	
Academic Activities	P. Shanmuga Aravind		EEE			
	Assistant Professor					
	Subjects Handled					
	Odd Semester	S1: Control System	Students' Feedback	8.6	10	17.2
			Results	83%	40	66.4
		S2:	Students' Feedback		10	
			Results		40	
	Even Semester	S1: Design of electrical Machines	Students' Feedback	94.2%	10	17.2
			Results	94.2%	40	75.36
		S2:	Students' Feedback		10	
Results				40		
Knowledge Updation (NPTEL / SWAYAM / MOOC etc)			-	10	-	
Students' Skill Development Activities	Value Added Courses Conducted by Faculty (2 points for 6 hours)			-	10	-
	Co-curricular activities participation by mentoring Students Participation : 41 - 50% - 5points >50%, for each 10% 1 point Prizes: I/II/III - 10/5/2			5	20	5
	Students Project Achievements / Participation (State Level - I/II/III - 10/5/2 National Level - I/II/III - 20/10/5)			-	20	-
	FDP/Wokshop/Seminar/ Value Added Course Organized (10 points each, Max 2 faculty)			-	10	-
Administrative Activities	Administrative Responsibilities Taken (Class Advisor, Cell coordinators, etc.) (Each 10 points)			-A-1 Association of Coordinators Feedback - 1	30	30
	Programmes Attended / Keynote Speaker / Guest Lecture in Programmes (Regional Level - 3 Points National Level - 5 points International Level - 10 points)			FDP - 7 days	10	10
Research and Development Activities	Programme/Project proposals Submitted to Funding Agency (Each 2 points, Max 3 persons)			-	10	-
	Fund Sanction (<1 Lakh - 5 points >1Lakh - 10 points)			-	10	-
	Technical Journal / Book Publications Updated List - 20 points SCI indexed/Annexure II - 10 points NJ / IC - 5 points NC - 3 point Per Book - 10 points			-	20	-
	Total				350	221.16

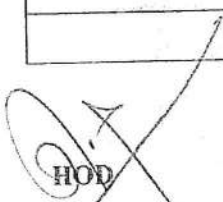
PRINCIPAL,
K. S. R. INSTITUTE FOR
ENGINEERING AND TECHNOLOGY,
K. S. R. KALVI NAGAR,
TIRUCHENGODE-637 215,
NAMAKKAL Dt, TAMIL NADU


Signature of Faculty

	Self Appraisal by Faculty	350	221.16
Rating by HOD	Dedication & Hard work	10	8
	Taking responsibility by self	10	8
	Involvement towards department/institution development	10	8
	Completion of work on time without follow up	10	X
		10	
	Rating by Principal / Management	400	259
	Overall Total		

FACULTY PERFORMANCE APPRAISAL SCORE SHEET

S. No.	Category	Max. Score	Score Obtained	% of score obtained
1.	Academic Activities	210	176.16	83.88
2.	Students Skill Development Activities	50	5	10.0
3.	Administrative Activities	40	30	75.0
4.	Research and Development Activities	50	10	20.0
5.	Rating by HOD and Principal	50	38	76%
Consolidated Score %				64%
Overall Performance				Good


HOD


PRINCIPAL

Note:

Overall Performance is generated based on the following conditions:


If total consolidated score % is 85 % and above then the result is EXCELLENT

If total consolidated score % is 75% and above and below 85% then the result is VERY GOOD

If total consolidated score % is 60% and above and below 75% then the result is GOOD

If total consolidated score % is 55% and above and below 60% then the result is SATISFACTORY

If total consolidated score % is below 55% then the result is POOR


PRINCIPAL,
K. S. R. INSTITUTE FOR
ENGINEERING AND TECHNOLOGY,
K. S. R. KALVI NAGAR,
TIRUCHENGODE-637 215,
NAMAKKAL Dt, TAMIL NADU.

ACADEMIC YEAR: 2015 - 16

Date: 12 / 8 / 16

Category	Name of the Faculty	Mrs. P. MAHESWARI	Dept.:	EEE		
	Designation	ASSISTANT PROFESSOR	Data	Max Score	Actual Score	
Academic Activities	Subjects Handled					
	Odd Semester	S1: EDC	Students' Feedback	9.9	10	19.8
			Results	68.4	40	54.72
		S2:	Students' Feedback	-	10	-
			Results	-	40	-
	Even Semester	S1: BEE B	Students' Feedback	8.4	10	16.8
			Results	87	40	69.6
		S2:	Students' Feedback	-	10	-
			Results	-	40	-
	Knowledge Updation (NPTEL / SWAYAM / MOOC etc)			-	10	-
Students' Skill Development Activities	Value Added Courses Conducted by Faculty (2 points for 6 hours)		-	10	-	
	Co-curricular activities participation by mentoring Students Participation : 41 - 50% - 5points >50%, for each 10% 1 point Prizes: I/II/III - 10/5/2		50%	20	5	
	Students Project Achievements / Participation (State Level - I/II/III - 10/5/2 National Level - I/II/III - 20/10/5)		-	20	-	
Administrative Activities	FDP/Wokshop/Seminar/ Value Added Course Organized (10 points each, Max 2 faculty)		-	10	-	
	Administrative Responsibilities Taken (Class Advisor, Cell coordinators, etc.) (Each 10 points)		CLASS ADVISOR, R&D	30	30	
Research and Development Activities	Programmes Attended / Keynote Speaker / Guest Lecture in Programmes (Regional Level - 3 Points National Level - 5 points International Level - 10 points)		FDP	10	10	
	Programme/Project proposals Submitted to Funding Agency (Each 2 points, Max 3 persons)		-	10	-	
	Fund Sanction (<1 Lakh - 5 points >1Lakh - 10 points)		-	10	-	
	Technical Journal / Book Publications Updated List - 20 points SCI indexed/Annexure II - 10 points NJ / IC - 5 points NC - 3 point Per Book - 10 points		-	20	-	
	Total			350	205.92	

PRINCIPAL,

K. S. R. INSTITUTE FOR
ENGINEERING AND TECHNOLOGY,
K. S. R. KALVINAGAR,
TIRUCHENGODE-637-215,
NAMAKKAL DI, TAMIL NADU.

Signature of Faculty

	Self Appraisal by Faculty	350	206.92
Rating by HOD	Dedication & Hard work	10	8
	Taking responsibility by self	10	7
	Involvement towards department/institution development	10	7
	Completion of work on time without follow up	10	7
	Rating by Principal / Management	10	
	Overall Total	400	241

FACULTY PERFORMANCE APPRAISAL SCORE SHEET

S. No.	Category	Max. Score	Score Obtained	% of score obtained
1.	Academic Activities	210	160.92	76.63%
2.	Students Skill Development Activities	50	5	10%
3.	Administrative Activities	40	30	75%
4.	Research and Development Activities	50	10	20%
5.	Rating by HOD and Principal	50	36	72%
Consolidated Score %				60.25%
Overall Performance				Good

~~HOD~~

~~PRINCIPAL~~

Note:

Overall Performance is generated based on the following conditions:

If total consolidated score % is 85 % and above then the result is **EXCELLENT**

If total consolidated score % is 75% and above and below 85% then the result is **VERY GOOD**

If total consolidated score % is 60% and above and below 75% then the result is **GOOD**

If total consolidated score % is 55% and above and below 60% then the result is **SATISFACTORY**

If total consolidated score % is below 55% then the result is **POOR**

PRINCIPAL,
K. S. R. INSTITUTE FOR
ENGINEERING AND TECHNOLOGY,
K. S. R. KALVI NAGAR,
TIRUCHENGODE-637 215,
NAMAKKAL Dt. TAMIL NADU.

DEPARTMENT OF EEE
 FACULTY PERFORMANCE APPRAISAL

ACADEMIC YEAR: 2015-2016

Date: 11.05.17

Category	Name of the Faculty	Dept.:				
	Designation	Data	Max Score	Actual Score		
Academic Activities	A. THANGIARAJU		EEE			
	ASSISTANT PROFESSOR					
	Subjects Handled					
	Odd Semester	S1: EMT-B	Students' Feedback	7.50	10	14.4
			Results	64.1	40	51.28
		S2:	Students' Feedback		10	
			Results		40	
	Even Semester	S1: CT-B	Students' Feedback	7.7	10	15.4
			Results	90.4	40	72.32
		S2:	Students' Feedback		10	
Results				40		
Knowledge Updation (NPTEL / SWAYAM / MOOC etc)		-	10	-		
Students' Skill Development Activities	Value Added Courses Conducted by Faculty (2 points for 6 hours)		-	10	-	
	Co-curricular activities participation by mentoring Students Participation : 41 - 50% - 5points >50%, for each 10% 1 point Prizes: I/II/III - 10/5/2		50	20	5	
	Students Project Achievements / Participation (State Level - I/II/III - 10/5/2 National Level - I/II/III - 20/10/5)		-	20	-	
Administrative Activities	FDP/Wokshop/Seminar/ Value Added Course Organized (10 points each, Max 2 faculty)		-	10	-	
	Administrative Responsibilities Taken (Class Advisor, Cell coordinators, etc.) (Each 10 points)		CA, RLT	30	30	
Research and Development Activities	Programmes Attended / Keynote Speaker / Guest Lecture in Programmes (Regional Level - 3 Points National Level - 5 points International Level - 10 points)		-	10	-	
	Programme/Project proposals Submitted to Funding Agency (Each 2 points, Max 3 persons)		-	10	-	
	Fund Sanction (<1 Lakh - 5 points >1Lakh - 10 points)		-	10	-	
	Technical Journal / Book Publications Updated List - 20 points SCI indexed/Annexure II - 10 points NJ / IC - 5 points NC - 3 point Per Book - 10 points		-	20	-	
	Total			350	185.4	

PRINCIPAL,
 K. S. R. INSTITUTE FOR
 ENGINEERING AND TECHNOLOGY,
 K. S. R. KALVI NAGAR,
 TIRUCHENGODE-637 215,
 NAMAKKAL DI, TAMIL NADU

Signature of Faculty

Rating by HOD	Self Appraisal by Faculty	350	68.4
	Dedication & Hard work	10	7
	Taking responsibility by self	10	8
	Involvement towards department/institution development	10	7
	Completion of work on time without follow up	10	7
	Rating by Principal / Management	10	
	Overall Total	400	222.4

FACULTY PERFORMANCE APPRAISAL SCORE SHEET

S. No.	Category	Max. Score	Score Obtained	% of score obtained
1.	Academic Activities	210	153.4	73%
2.	Students Skill Development Activities	50	5	1%
3.	Administrative Activities	40	30	75%
4.	Research and Development Activities	50	-	-
5.	Rating by HOD and Principal	50	34	68%
Consolidated Score %				55.6%
Overall Performance				SATISFACTORY

HOD

PRINCIPAL

Note:

Overall Performance is generated based on the following conditions:

If total consolidated score % is 85 % and above then the result is **EXCELLENT**

If total consolidated score % is 75% and above and below 85% then the result is **VERY GOOD**

If total consolidated score % is 60% and above and below 75% then the result is **GOOD**

If total consolidated score % is 55% and above and below 60% then the result is **SATISFACTORY**

If total consolidated score % is below 55% then the result is **POOR**

PRINCIPAL
K. S. R. INSTITUTE FOR
ENGINEERING AND TECHNOLOGY,
K. S. R. KALVI NAGAR,
TIRUCHENGODE-637 215,
NAMAKKAL Dt, TAMIL NADU.

DEPARTMENT OF EEE
FACULTY PERFORMANCE APPRAISAL

ACADEMIC YEAR: 2015 - 2016

Date: 12/08/16

Category	Name of the Faculty	Dept.:	Data	Max Score	Actual Score	
	Ms. Sudha S	EEE				
	Designation	Assistant Professor				
Academic Activities	Subjects Handled					
	Odd Semester	S1:	Students' Feedback	8.5	10	17
		EE41B	Results	69.6	40	55.68
		S2:	Students' Feedback	-	10	-
			Results	-	40	-
	Even Semester	S1:	Students' Feedback	8.5	10	17
		CT-B	Results	90.4	40	72.32
		S2:	Students' Feedback	-	10	-
			Results	-	40	-
	Knowledge Updation (NPTEL / SWAYAM / MOOC etc)			-	10	-
Students' Skill Development Activities	Value Added Courses Conducted by Faculty (2:points for 6 hours)			-	10	-
	Co-curricular activities participation by mentoring Students Participation : 41 - 50% - 5points >50%, for each 10% 1 point Prizes: I/II/III - 10/5/2			50	20	5
	Students Project Achievements / Participation (State Level - I/II/III - 10/5/2 National Level - I/II/III - 20/10/5)			-	20	-
Administrative Activities	FDP/Wokshop/Seminar/ Value Added Course Organized (10 points each, Max 2 faculty)			-	10	-
	Administrative Responsibilities Taken (Class Advisor, Cell coordinators, etc.) (Each 10 points)			CA, R+D Time table	30	30
Research and Development Activities	Programmes Attended / Keynote Speaker / Guest Lecture in Programmes (Regional Level - 3 Points National Level - 5 points International Level - 10 points)			-	10	-
	Programme/Project proposals Submitted to Funding Agency (Each 2 points, Max 3 persons)			-	10	-
	Fund Sanction (<1 Lakh - 5 points >1Lakh - 10 points)			-	10	-
	Technical Journal / Book Publications Updated List - 20 points SCI indexed/Annexure II - 10 points NJ / IC - 5 points NC - 3 point Per Book - 10 points			-	20	-
	Total				350	197

PRINCIPAL,
K. S. R. INSTITUTE FOR
ENGINEERING AND TECHNOLOGY,
K. S. R. KALVI NAGAR,
TIRUCHENGODE-637 215,
NAMAKKAL Dt, TAMIL NADU


Signature of Faculty

	Self Appraisal by Faculty	350	197
Rating by HOD	Dedication & Hard work	10	8
	Taking responsibility by self	10	8
	Involvement towards department/institution development	10	7
	Completion of work on time without follow up	10	8
	Rating by Principal / Management	10	8
	Overall Total	400	236

FACULTY PERFORMANCE APPRAISAL SCORE SHEET

S. No.	Category	Max. Score	Score Obtained	% of score obtained
1.	Academic Activities	210	162	77.14
2.	Students Skill Development Activities	50	5	10
3.	Administrative Activities	40	30	75
4.	Research and Development Activities	50	0	0
5.	Rating by HOD and Principal	50	39	78%
Consolidated Score %				59%
Overall Performance				SATISFACTORY

HOD



PRINCIPAL



Note:

Overall Performance is generated based on the following conditions:

If total consolidated score % is 85 % and above then the result is **EXCELLENT**

If total consolidated score % is 75% and above and below 85% then the result is **VERY GOOD**

If total consolidated score % is 60% and above and below 75% then the result is **GOOD**

If total consolidated score % is 55% and above and below 60% then the result is **SATISFACTORY**

If total consolidated score % is below 55% then the result is **POOR**


PRINCIPAL
K. S. R. INSTITUTE FOR
ENGINEERING AND TECHNOLOGY,
K. S. R. KALVI NAGAR,
TIRUCHENGODE-637 215,
NAMAKKAL DI, TAMIL NADU.

DEPARTMENT OF ECE

FACULTY PERFORMANCE APPRAISAL

ACADEMIC YEAR / SEMESTER: 2019 - 2020

Date: 05.01.21

Category	Name of the Faculty	Dept.:				
	Designation	Data	Max Score	Actual Score		
Academic Activities	P. GOVINDARAJU		ECE			
	AP/ECE					
	Subjects Handled					
	Odd Semester	S1: DED	Students' Feedback	8.15	10	8.15
			Results	73.68	40	29.47
		S2:	Students' Feedback		10	8.15
			Results		40	29.47
	Even Semester	S1: PEE	Students' Feedback	8.47	10	8.47
			Results	100	40	40.00
		S2: P	Students' Feedback		10	8.47
Results				40	40.00	
Knowledge Updation (NPTEL / SWAYAM / MOOC etc)			-	10	-	
Students' Skill Development Activities	Value Added Courses Conducted by Faculty (2 points for 6 hours)		1	10	10	
	Co-curricular activities participation by mentoring Students Participation : 41 - 50% - 5points >50%. for each 10% 1 point Prizes: I/II/III - 10/5/2		60%	20	6	
	Students Project Achievements / Participation (State Level - I/II/III - 10/5/2 National Level - I/II/III - 20/10/5)		NC-1	20	5	
Administrative Activities	FDP/Wokshop/Seminar/ Value Added Course Organized (10 points each, Max 2 faculty)		1	10	10	
	Administrative Responsibilities Taken (Class Advisor, Cell coordinators, etc.) (Each 10 points)		Academic coordinators, Admission, IATA		30	30
Research and Development Activities	Programmes Attended / Keynote Speaker / Guest Lecture in Programmes (Regional Level - 3 Points National Level - 5 points International Level - 10 points)		5	10	10	
	Programme/Project proposals Submitted to Funding Agency (Each 2 points, Max 3 persons)		2	10	10	
	Fund Sanction (<1 Lakh - 5 points >1Lakh - 10 points)		-	10	-	
	Technical Journal / Book Publications Updated List - 20 points SCI indexed/Annexure II - 10 points NJ / IC - 5 points NC - 3 point Per Book - 10 points		2	20	10	
	Total			350	263.18	

PRINCIPAL,
K. S. R. INSTITUTE FOR
ENGINEERING AND TECHNOLOGY,
K. S. R. KALVI NAGAR,
TIRUCHENGODE - 637 215,
NAMAIGAL DI, TAMIL NADU.

P. Govindaraju
Signature of Faculty

	Self Appraisal by Faculty		350	263.18
Rating by HOD	Dedication & Hard work		10	10
	Taking responsibility by self		10	10
	Involvement towards department/institution development		10	10
	Completion of work on time without follow up		10	9
	Rating by Principal / Management		10	10
	Overall Total		400	312.18

FACULTY PERFORMANCE APPRAISAL SCORE SHEET

S. No.	Category	Max. Score	Score Obtained	% of score obtained
1.	Academic Activities	210	172.18	81.99%
2.	Students Skill Development Activities	50	21	42%
3.	Administrative Activities	40	40	100%
4.	Research and Development Activities	50	30	60%
5.	Rating by HOD and Principal	50	49	98%
Consolidated Score %				78.05%
Overall Performance				VERY GOOD

P. Loganathan
HOD
06/01/2021


PRINCIPAL

Note:

Overall Performance is generated based on the following conditions:


If total consolidated score % is 85 % and above then the result is EXCELLENT

If total consolidated score % is 75% and above and below 85% then the result is VERY GOOD

If total consolidated score % is 60% and above and below 75% then the result is GOOD

If total consolidated score % is 55% and above and below 60% then the result is SATISFACTORY

If total consolidated score % is below 55% then the result is POOR


PRINCIPAL,
K. S. R. INSTITUTE FOR
ENGINEERING AND TECHNOLOGY,
K. S. R. KALVI NAGAR,
TIRUCHENGODE - 637 215,
NAMAKKAL DI, TAMIL NADU.

DEPARTMENT OF ECE

FACULTY PERFORMANCE APPRAISAL

ACADEMIC YEAR / SEMESTER: 2019 - 2020

Date: 05.01.21

Category	Name of the Faculty	Dept.:				
	S. PREMAJITHA	ECE				
	Designation	Data	Max Score	Actual Score		
Academic Activities	Subjects Handled					
	Odd Semester	S1:	Students' Feedback	9.19	10	9.19
		DTP	Results	75.38	40	31.35
			S2:	Students' Feedback	7.99	10
		RES	Results	90.48	40	36.19
	Even Semester		S1:	Students' Feedback	8.41	10
		LJC	Results	100%	40	40
			S2:	Students' Feedback		10
		Results		40	40	
	Knowledge Updation (NPTEL / SWAYAM / MOOC etc)			—	10	—
Students' Skill Development Activities	Value Added Courses Conducted by Faculty (2 points for 6 hours)			1	10	2
	Co-curricular activities participation by mentoring Students Participation : 41 - 50% - 5points >50%, for each 10% 1 point Prizes: I/II/III - 10/5/2			11 months (1 - dtp 1 - pre-submittal)	20	16
	Students Project Achievements / Participation (State Level - I/II/III - 10/5/2 National Level - I/II/III - 20/10/5)			—	20	—
Administrative Activities	FDP/Wokshop/Seminar/ Value Added Course Organized (10 points each, Max 2 faculty)			1	10	10
	Administrative Responsibilities Taken (Class Advisor, Cell coordinators, etc.) (Each 10 points)			Class Advisor Time table Smartboard	30	30
Research and Development Activities	Programmes Attended / Keynote Speaker / Guest Lecture in Programmes (Regional Level - 3 Points National Level - 5 points International Level - 10 points)			PDP-2	10	5
	Programme/Project proposals Submitted to Funding Agency (Each 2 points, Max 3 persons)			2	10	4
	Fund Sanction (<1 Lakh - 5 points >1 Lakh - 10 points)			—	10	—
	Technical Journal / Book Publications Updated List - 20 points SCI indexed/Annexure II - 10 points NJ / IC - 5 points NC - 3 point Per Book - 10 points			Annexure II NS-1	20	20
	Total				350	208.57

PRINCIPAL,
K. S. R. INSTITUTE FOR
ENGINEERING AND TECHNOLOGY,
K. S. R. KALVI NAGAR,
TIRUCHENGODE - 637 215,
NAMAKKAL DI, TAMIL NADU.

S. Premajitha
Signature of Faculty

	Self Appraisal by Faculty		350	268.54
Rating by HOD	Dedication & Hard work		10	10
	Taking responsibility by self		10	9
	Involvement towards department/institution development		10	9
	Completion of work on time without follow up		10	9
	Rating by Principal / Management		10	9
	Overall Total		400	314.54

FACULTY PERFORMANCE APPRAISAL SEM 0 CORE SHEET

S. No.	Category	Max. Score	Score Obtained	% of score obtained
1.	Academic Activities	210	181.54	86.47%
2.	Students Skill Development Activities	50	18	36%
3.	Administrative Activities	40	40	100%
4.	Research and Development Activities	50	29	58%
5.	Rating by HOD and Principal	50	48	92%
Consolidated Score %				78.647%
Overall Performance				VERY GOOD

P. [Signature]
HOD
06/01/2021

[Signature]
PRINCIPAL

Note:

Overall Performance is generated based on the following conditions:

If total consolidated score % is 85 % and above then the result is EXCELLENT

If total consolidated score % is 75% and above and below 85% then the result is VERY GOOD

If total consolidated score % is 60% and above and below 75% then the result is GOOD

If total consolidated score % is 55% and above and below 60% then the result is SATISFACTORY

If total consolidated score % is below 55% then the result is POOR

PRINCIPAL,
K. S. R. INSTITUTE FOR
ENGINEERING AND TECHNOLOGY,
K. S. R. KALVI NAGAR,
TIRUCHENGODE - 637 215,
NAMAKKAL Dt, TAMIL NADU.


DEPARTMENT OF ECE

FACULTY PERFORMANCE APPRAISAL

ACADEMIC YEAR / SEMESTER: 2019-20.

Date: 5/1/21

Category	Name of the Faculty	Dept.:				
	Designation	Data	Max Score	Actual Score		
Academic Activities	P. Mohana Senthil		ECE			
	Assistant Professor					
	Subjects Handled					
	Odd Semester	S1: IV-A RFME	Students' Feedback	77	10	7.7
			Results	76.19	40	30.5
		S2: IV-B RFME	Students' Feedback	82.1	10	8.21
			Results	86.84	40	34.8
	Even Semester	S1: TLRP	Students' Feedback	91.7	10	9.17
			Results	100	40	40
		S2:	Students' Feedback	91.7	10	9.17
Results			100	40	40	
Knowledge Updation (NPTEL / SWAYAM / MOOC etc)			-	10	-	
Students' Skill Development Activities	Value Added Courses Conducted by Faculty (2 points for 6 hours)		VAC-6	10	6	
	Co-curricular activities participation by mentoring Students Participation : 41 - 50% - 5points >50%, for each 10% 1 point Prizes: I/II/III - 10/5/2		IT-Program	20	10	
	Students Project Achievements / Participation (State Level - I/II/III - 10/5/2 National Level - I/II/III - 20/10/5)		NC-1	20	5.	
Administrative Activities	FDP/Wokshop/Seminar/ Value Added Course Organized (10 points each, Max 2 faculty)		FE Youth Talk 4	10	10	
	Administrative Responsibilities Taken (Class Advisor, Cell coordinators, etc.) (Each 10 points)		ISTE Dep CO-0 FE, ISTE 2 notices	30	30.	
Research and Development Activities	Programmes Attended / Keynote Speaker / Guest Lecture in Programmes (Regional Level - 3 Points National Level - 5 points International Level - 10 points)		Attended Wastes Day Seminar.	10	10	
	Programme/Project proposals Submitted to Funding Agency (Each 2 points, Max 3 persons)		-	10	-	
	Fund Sanction (<1 Lakh - 5 points >1Lakh - 10 points)		-	10	-	
	Technical Journal / Book Publications Updated List - 20 points SCI indexed/Annexure II - 10 points NJ / IC - 5 points NC - 3 point Per Book - 10 points		-	20	-	
	Total			350	250.5	


PRINCIPAL,
K. S. R. INSTITUTE FOR
ENGINEERING AND TECHNOLOGY,
K. S. R. KALVI NAGAR,
TIRUCHENGODE - 637 215,
NAMAKKAL Dt, TAMIL NADU.


 Signature of Faculty

	Self Appraisal by Faculty		350	250.55
Rating by HOD	Dedication & Hard work		10	9
	Taking responsibility by self		10	9
	Involvement towards department/institution development		10	9
	Completion of work on time without follow up		10	9
	Rating by Principal / Management		10	9
	Overall Total		400	295.5

FACULTY PERFORMANCE APPRAISAL SCORE SHEET

S. No.	Category	Max. Score	Score Obtained	% of score obtained
1.	Academic Activities	210	179.55	85.51.
2.	Students Skill Development Activities	50	21	42.1.
3.	Administrative Activities	40	40	100.1.
4.	Research and Development Activities	50	10	20.1.
5.	Rating by HOD and Principal	50	45	90.1.
Consolidated Score %				73.851.
Overall Performance				Good

P. Lopez
HOD
06/01/2021


PRINCIPAL

Note:

Overall Performance is generated based on the following conditions:

If total consolidated score % is 85 % and above then the result is EXCELLENT

If total consolidated score % is 75% and above and below 85% then the result is VERY GOOD

If total consolidated score % is 60% and above and below 75% then the result is GOOD

If total consolidated score % is 55% and above and below 60% then the result is SATISFACTORY

If total consolidated score % is below 55% then the result is POOR


PRINCIPAL,
K. S. R. INSTITUTE FOR
ENGINEERING AND TECHNOLOGY,
K. S. R. KALVI NAGAR,
TIRUCHENGODE - 637 215,
NAMAKKAL Dt, TAMIL NADU.

DEPARTMENT OF ECE

FACULTY PERFORMANCE APPRAISAL

ACADEMIC YEAR / SEMESTER: 2018 - 2019

Date: 16.09.2019

Category	Name of the Faculty	Dept.:				
	Designation	Data	Max Score	Actual Score		
Academic Activities	B. LATHA	ECE				
	ASSISTANT PROFESSOR					
	Subjects Handled					
	Odd Semester	S1: PDSP/ II ECE-A	Students' Feedback	9.49	10	9.49
			Results	83.33%	40	33.33
		S2: OED/ II ECE-A	Students' Feedback	9.36	10	9.36
			Results	87.18%	40	34.87
	Even Semester	S1: ME/ III ECE-B	Students' Feedback	8.36	10	8.36
			Results	78.57%	40	31.43
		S2: DSP/ III CSE	Students' Feedback	9.26	10	9.26
Results			85%	40	34	
Knowledge Updation (NPTEL / SWAYAM / MOOC etc)		NPTEL-1	10	10		
Students' Skill Development Activities	Value Added Courses Conducted by Faculty (2 points for 6 hours)		VAC-1	10	10	
	Co-curricular activities participation by mentoring Students Participation : 41 - 50% - 5points >50%, for each 10% 1 point Prizes: I/II/III - 10/5/2		50% NPTEL-1	20	5+2	
	Students Project Achievements / Participation (State Level - I/II/III - 10/5/2 National Level - I/II/III - 20/10/5)		NC-1	20	5	
Administrative Activities	FDP/Wokshop/Seminar/ Value Added Course Organized (10 points each, Max 2 faculty)		Workshop-1	10	10	
	Administrative Responsibilities Taken (Class Advisor, Cell coordinators, etc.) (Each 10 points)		CA2, LSD Cell, R&D team	30	30	
Research and Development Activities	Programmes Attended / Keynote Speaker / Guest Lecture in Programmes (Regional Level - 3 Points National Level - 5 points International Level - 10 points)		NL-4	10	10	
	Programme/Project proposals Submitted to Funding Agency (Each 2 points, Max 3 persons)		-	10	-	
	Fund Sanction (<1 Lakh - 5 points >1Lakh - 10 points)		-	10	-	
	Technical Journal / Book Publications Updated List - 20 points SCI indexed/Annexure II - 10 points NJ / IC - 5 points NC - 3 point Per Book - 10 points		NC-1	20	3	
	Total			350	255.1	


PRINCIPAL,
K. S. R. INSTITUTE FOR
ENGINEERING AND TECHNOLOGY,
K. S. R. KALVI NAGAR,
TIRUCHENGODE - 637 215,
NAMAKKAL Dt, TAMIL NADU.

B. Latha
Signature of Faculty

Rating by HOD	Self Appraisal by Faculty		350	255.1
	Dedication & Hard work		10	10
	Taking responsibility by self		10	9
	Involvement towards department/institution development		10	9
	Completion of work on time without follow up		10	10
	Rating by Principal / Management		10	9
	Overall Total		400	302.1

FACULTY PERFORMANCE APPRAISAL SCORE SHEET

S. No.	Category	Max. Score	Score Obtained	% of score obtained
1.	Academic Activities	210	180.1	85.76%
2.	Students Skill Development Activities	50	22	44%
3.	Administrative Activities	40	40	100%
4.	Research and Development Activities	50	13	26%
5.	Rating by HOD and Principal	50	47	94%
Consolidated Score %				75.53%
Overall Performance				VERY GOOD


HOD 17/19/19


PRINCIPAL 17/19/19

Note:

Overall Performance is generated based on the following conditions:


If total consolidated score % is 85 % and above then the result is EXCELLENT

If total consolidated score % is 75% and above and below 85% then the result is VERY GOOD

If total consolidated score % is 60% and above and below 75% then the result is GOOD

If total consolidated score % is 55% and above and below 60% then the result is SATISFACTORY

If total consolidated score % is below 55% then the result is POOR


PRINCIPAL,
K. S. R. INSTITUTE FOR
ENGINEERING AND TECHNOLOGY,
K. S. R. KALVI NAGAR,
TIRUCHENGODE - 637 215,
NAMAKKAL Dt, TAMIL NADU.

DEPARTMENT OF ECE

FACULTY PERFORMANCE APPRAISAL

ACADEMIC YEAR / SEMESTER: 2018-2019

Date: 16.9.19

Category	Name of the Faculty	Udhayakumar M	Dept.:	ECE		
	Designation	Asst. prof	Data	Max Score	Actual Score	
Academic Activities	Subjects Handled					
	Odd Semester	S1: DSP	Students' Feedback		10	8.12
			Results	71.3	40	28.6
		S2: DSP (IT)	Students' Feedback		10	8.59
			Results	65	40	26
	Even Semester	S1: VLSI (A)	Students' Feedback		10	8.18
			Results	73.8	40	29.5
		S2: VLSI (B)	Students' Feedback		10	8.39
			Results	78.5	40	31.4
	Knowledge Updation (NPTEL / SWAYAM / MOOC etc)			NPTEL-1	10	10
Students' Skill Development Activities	Value Added Courses Conducted by Faculty (2 points for 6 hours)		-	10	-	
	Co-curricular activities participation by mentoring Students Participation : 41 - 50% - 5points >50%, for each 10% 1 point Prizes: I/II/III - 10/5/2		50%	20	5	
	Students Project Achievements / Participation (State Level - I/II/III - 10/5/2 National Level - I/II/III - 20/10/5)		NL	20	5	
Administrative Activities	FDP/Wokshop/Seminar/ Value Added Course Organized (10 points each, Max 2 faculty)		WS-I	10	10	
	Administrative Responsibilities Taken (Class Advisor, Cell coordinators, etc.) (Each 10 points)		SCIST PALS	30	20	
Research and Development Activities	Programmes Attended / Keynote Speaker / Guest Lecture in Programmes (Regional Level - 3 Points National Level - 5 points International Level - 10 points)		NL-2	10	10	
	Programme/Project proposals Submitted to Funding Agency (Each 2 points, Max 3 persons)			10	-	
	Fund Sanction (<1 Lakh - 5 points >1Lakh - 10 points)			10	-	
	Technical Journal / Book Publications Updated List - 20 points SCI indexed/Annexure II - 10 points NJ / IC - 5 points NC - 3 point Per Book - 10 points		NJ-2	20	10	
	Total				350	218.78

PRINCIPAL.

K. S. R. INSTITUTE FOR
ENGINEERING AND TECHNOLOGY,
K. S. R. KALVI NAGAR,
TIRUCHENGODE-637 215,
NAMAKKAL Dt. TAMIL NADU.

Signature of Faculty

	Self Appraisal by Faculty		350	218.78
Rating by HOD	Dedication & Hard work		10	9
	Taking responsibility by self		10	9
	Involvement towards department/institution development		10	9
	Completion of work on time without follow up		10	9
	Rating by Principal / Management		10	8
	Overall Total		400	262.78

FACULTY PERFORMANCE APPRAISAL SCORE SHEET

S. No.	Category	Max. Score	Score Obtained	% of score obtained
1.	Academic Activities	210	158.78	75.61
2.	Students Skill Development Activities	50	10	20
3.	Administrative Activities	40	30	75
4.	Research and Development Activities	50	20	40
5.	Rating by HOD and Principal	50	44	88
Consolidated Score %				65.71
Overall Performance				GOOD


HOD


PRINCIPAL

Note:

Overall Performance is generated based on the following conditions:

If total consolidated score % is 85 % and above then the result is EXCELLENT

If total consolidated score % is 75% and above and below 85% then the result is VERY GOOD

If total consolidated score % is 60% and above and below 75% then the result is GOOD

If total consolidated score % is 55% and above and below 60% then the result is SATISFACTORY

If total consolidated score % is below 55% then the result is POOR


PRINCIPAL,
K. S. R. INSTITUTE FOR
ENGINEERING AND TECHNOLOGY,
K. S. R. KALVI NAGAR,
TIRUCHENGODE-637 215,
NAMAKKAL Dt, TAMIL NADU.

DEPARTMENT OF ECE

FACULTY PERFORMANCE APPRAISAL

ACADEMIC YEAR / SEMESTER: 2018 - 2019

Date: 16/09/19

Category	Name of the Faculty	M.V. MAHESH	Dept.:	ECE		
	Designation	Assistant Professor	Data	Max Score	Actual Score	
Academic Activities	Subjects Handled					
	Odd Semester	S1: EC-I	Students' Feedback	8.66	10	8.66
			Results	94.59	40	37.84
		S2:	Students' Feedback	-	10	8.66
			Results	-	40	37.84
	Even Semester	S1: EC-II	Students' Feedback	8.26	10	8.26
			Results	81.08	40	32.43
		S2:	Students' Feedback	-	10	8.26
			Results	-	40	32.43
	Knowledge Updation (NPTEL / SWAYAM / MOOC etc)			-	10	-
Students' Skill Development Activities	Value Added Courses Conducted by Faculty (2 points for 6 hours)		30	10	10	
	Co-curricular activities participation by mentoring Students Participation : 41 - 50% - 5points >50%, for each 10% 1 point Prizes: I/II/III - 10/5/2		70% (11 prizes)	20	9	
	Students Project Achievements / Participation (State Level - I/II/III - 10/5/2 National Level - I/II/III - 20/10/5)		-	20	-	
Administrative Activities	FDP/Wokshop/Seminar/ Value Added Course Organized (10 points each, Max 2 faculty)		1 VAC	10	10	
	Administrative Responsibilities Taken (Class Advisor, Cell coordinators, etc.) (Each 10 points)		CA, Form, EDC	30	30	
Research and Development Activities	Programmes Attended / Keynote Speaker / Guest Lecture in Programmes (Regional Level - 3 Points National Level - 5 points International Level - 10 points)		-	10	-	
	Programme/Project proposals Submitted to Funding Agency (Each 2 points, Max 3 persons)		1	10	2	
	Fund Sanction (<1 Lakh - 5 points >1 Lakh - 10 points)		-	10	-	
	Technical Journal / Book Publications Updated List - 20 points SCI indexed/Annexure II - 10 points NJ / IC - 5 points NC - 3 point Per Book - 10 points		2 NC	20	6	
	Total				350	241.38



PRINCIPAL.
K. S. R. INSTITUTE FOR
ENGINEERING AND TECHNOLOGY,
K. S. R. KALVI NAGAR,
TIRUCHENGODE-637 215,
NAMAKKAL DI. TAMIL NADU.


Signature of Faculty

	Self Appraisal by Faculty		350	241.38
Rating by HOD	Dedication & Hard work		10	10
	Taking responsibility by self		10	9
	Involvement towards department/institution development		10	10
	Completion of work on time without follow up		10	9
	Rating by Principal / Management		10	9
	Overall Total		400	288.38

FACULTY PERFORMANCE APPRAISAL SCORE SHEET

S. No.	Category	Max. Score	Score Obtained	% of score obtained
1.	Academic Activities	210	174.38	83.07.
2.	Students Skill Development Activities	50	19	38.1.
3.	Administrative Activities	40	40	100%
4.	Research and Development Activities	50	08	16%
5.	Rating by HOD and Principal	50	47	94.1.
Consolidated Score %				72.11.
Overall Performance				GOOD


HOD


PRINCIPAL

Note:

Overall Performance is generated based on the following conditions:

If total consolidated score % is 85 % and above then the result is EXCELLENT

If total consolidated score % is 75% and above and below 85% then the result is VERY GOOD

If total consolidated score % is 60% and above and below 75% then the result is GOOD

If total consolidated score % is 55% and above and below 60% then the result is SATISFACTORY

If total consolidated score % is below 55% then the result is POOR



PRINCIPAL.
K. S. R. INSTITUTE FOR
ENGINEERING AND TECHNOLOGY,
K. S. R. KALVI NAGAR,
TIRUCHENGODE-637 215,
NAMAKKAL DI, TAMIL NADU.

DEPARTMENT OF ECE
 FACULTY PERFORMANCE APPRAISAL

ACADEMIC YEAR / SEMESTER: 2017 - 18

Date: 10.9.18

Category	Name of the Faculty	Dr. N.R. RAJA LAKSHMI		Dept.:	ECE		
Academic Activities	Designation	PROFESSOR		Data	Max Score	Actual Score	
	Subjects Handled						
	Odd Semester	S1: ACA	Students' Feedback	8.25	10	8.25	
			Results	94.23	40	37.69	
		S2:	Students' Feedback	8.25	10	8.25	
			Results	94.23	40	37.69	
	Even Semester	S1: SPM	Students' Feedback	7.26	10	7.26	
			Results	98.03	40	39.212	
		S2: CA	Students' Feedback	7.75	10	7.75	
			Results	83.3	40	33.32	
Knowledge Updation (NPTEL / SWAYAM / MOOC etc)				-	10	-	
Students' Skill Development Activities	Value Added Courses Conducted by Faculty (2 points for 6 hours)			-	10	-	
	Co-curricular activities participation by mentoring Students Participation : 41 - 50% - 5points >50%, for each 10% 1 point Prizes: I/II/III – 10/5/2			ATV	20	5	
	Students Project Achievements / Participation (State Level - I/II/III – 10/5/2 National Level – I/II/III – 20/10/5 National conference - 1				20	5	


 PRINCIPAL,
 K. S. R. INSTITUTE FOR
 ENGINEERING AND TECHNOLOGY,
 K. S. R. KALVI NAGAR,
 TIRUCHENGODE - 637 215,
 NAMAKKAL Dt, TAMIL NADU.

Administrative Activities	FDP/Wokshop/Seminar/ Value Added Course Organized (10 points each, Max 2 faculty)		10	—
	Administrative Responsibilities Taken (Class Advisor, Cell coordinators, etc.) (Each 10 points) <i>R & D team member</i>		30	10
Research and Development Activities	Programmes Attended / Keynote Speaker / Guest Lecture in Programmes (Regional Level – 3 Points National Level – 5 points International Level – 10 points)	—	10	—
	Programme/Project proposals Submitted to Funding Agency (Each 2 points, Max 3 persons)		10	—
	Fund Sanction (<1 Lakh – 5 points >1Lakh – 10 points)		10	—
	Technical Journal / Book Publications Updated List – 20 points SCI indexed/Annexure II – 10 points <i>IJ- 3</i> NJ / IC - 5 points NC – 3 point Per Book – 10 points	<i>NCI</i>	20	<i>20</i>
	Total		350	<i>214</i>

MF Daji
Signature of Faculty

	Self Appraisal by Faculty		350	<i>214</i>
Rating by HOD	Dedication & Hard work		10	10
	Taking responsibility by self		10	9
	Involvement towards department/institution development		10	9
	Completion of work on time without follow up		10	9
	Rating by Principal / Management		10	9
	Overall Total		400	<i>260</i>

[Signature]
HOD

[Signature]
PRINCIPAL,
K. S. R. INSTITUTE FOR
ENGINEERING AND TECHNOLOGY,
K. S. R. KALVI NAGAR,
TIRUCHENGODE - 637 203,
NAMAKKAL Dt, TAMIL NADU.

[Signature]
PRINCIPAL

FACULTY PERFORMANCE APPRAISAL SCORE SHEET

S. No.	Category	Max. Score	Score Obtained	% of score obtained
1.	Academic Activities	210	142.1	67.6
2.	Students Skill Development Activities	50	10	20
3.	Administrative Activities	40	10	25
4.	Research and Development Activities	50	20	40
5.	Rating by HOD and Principal	50	46	92
Consolidated Score %				65%
Overall Performance				GOOD.

Note:

Overall Performance is generated based on the following conditions:

If total consolidated score % is **85 %** and above then the result is **EXCELLENT**

If total consolidated score % is **75%** and above and below **85%** then the result is **VERY GOOD**

If total consolidated score % is **60%** and above and below **75%** then the result is **GOOD**

If total consolidated score % is **55%** and above and below **60%** then the result is **SATISFACTORY**

If total consolidated score % is below **55%** then the result is **POOR**



PRINCIPAL,
K. S. R. INSTITUTE FOR
ENGINEERING AND TECHNOLOGY,
K. S. R. KALVI NAGAR,
TIRUCHENGODE - 637 215,
NAMAKKAL DI, TAMIL NADU.


DEPARTMENT OF ECE

FACULTY PERFORMANCE APPRAISAL

ACADEMIC YEAR / SEMESTER: 2017-18

Date: 10/9/18

Category	Name of the Faculty	T. Senthil		Dept.:	ECE	
	Designation	Assistant Professor		Data	Max Score	Actual Score
Academic Activities	Subjects Handled					
	Odd Semester	S1: EC-I	Students' Feedback	8.93	10	8.93
			Results	86.04	40	34.4
		S2: OED	Students' Feedback	8.43	10	8.43
			Results	98.09	40	39.2
	Even Semester	S1: EC-II	Students' Feedback	9.33	10	9.33
			Results	92.68	40	36.8
		S2: EC-II	Students' Feedback	9.33	10	9.33
			Results	92.68	40	36.8
	Knowledge Updation (NPTEL / SWAYAM / MOOC etc)				—	10
Students' Skill Development Activities	Value Added Courses Conducted by Faculty (2 points for 6 hours)			—	10	—
	Co-curricular activities participation by mentoring Students Participation : 41 - 50% - 5points >50%, for each 10% 1 point Prizes: I/II/III – 10/5/2			10	20	10
	Students Project Achievements / Participation (State Level - I/II/III – 10/5/2 National Level – I/II/III – 20/10/5 NC-I prize TI contest-1 batch			5	20	5


 PRINCIPAL,
 K. S. R. INSTITUTE FOR
 ENGINEERING AND TECHNOLOGY,
 K. S. R. KALVI NAGAR,
 TIRUCHENGODE - 637 215,
 NAMAKKAL DI, TAMIL NADU.

Administrative Activities	FDP/Wokshop/Seminar/ Value Added Course Organized (10 points each, Max 2 faculty)	-	10	-
	Administrative Responsibilities Taken (Class Advisor, Cell coordinators, etc.) (Each 10 points) <i>Class advisor, Academic team Member</i>	<i>20</i>	30	<i>20</i>
Research and Development Activities	Programmes Attended / Keynote Speaker / Guest Lecture in Programmes (Regional Level – 3 Points National Level – 5 points International Level – 10 points)	-	10	-
	Programme/Project proposals Submitted to Funding Agency (Each 2 points, Max 3 persons)	-	10	-
	Fund Sanction (<1 Lakh – 5 points >1Lakh – 10 points)	-	10	-
	Technical Journal / Book Publications Updated List – 20 points SCI indexed/Annexure II – 10 points NJ / IC - 5 points NC – 3 point Per Book – 10 points	<i>25-1 NC-1 13</i>	20	<i>13</i>
	Total		350	<i>241.22</i>

[Signature]
Signature of Faculty

	Self Appraisal by Faculty		350	<i>241.22</i>
Rating by HOD	Dedication & Hard work		10	<i>10</i>
	Taking responsibility by self		10	<i>9</i>
	Involvement towards department/institution development		10	<i>9</i>
	Completion of work on time without follow up		10	<i>10</i>
	Rating by Principal / Management		10	<i>8</i>
	Overall Total		400	<i>287.22</i>

[Signature]
HOD

PRINCIPAL,
K. S. R. INSTITUTE FOR
ENGINEERING AND TECHNOLOGY,
K. S. R. KALVI NAGAR,
TIRUCHENGODE - 607 215,
NAMAKKAL Dt, TAMIL NADU.

[Signature]
PRINCIPAL

FACULTY PERFORMANCE APPRAISAL SCORE SHEET

S. No.	Category	Max. Score	Score Obtained	% of score obtained
1.	Academic Activities	210	183.2	87
2.	Students Skill Development Activities	50	15	30
3.	Administrative Activities	40	30	75
4.	Research and Development Activities	50	13	26
5.	Rating by HOD and Principal	50	45	90
Consolidated Score %				72.7.
Overall Performance				GOOD

Note:

Overall Performance is generated based on the following conditions:

If total consolidated score % is 85 % and above then the result is **EXCELLENT**

If total consolidated score % is 75% and above and below 85% then the result is **VERY GOOD**

If total consolidated score % is 60% and above and below 75% then the result is **GOOD**

If total consolidated score % is 55% and above and below 60% then the result is **SATISFACTORY**

If total consolidated score % is below 55% then the result is **POOR**



PRINCIPAL,
K. S. R. INSTITUTE FOR
ENGINEERING AND TECHNOLOGY,
K. S. R. KALVI NAGAR,
TIRUCHENGODE - 637 215,
NAMAKKAL Dt, TAMIL NADU.

DEPARTMENT OF ECE

FACULTY PERFORMANCE APPRAISAL

ACADEMIC YEAR / SEMESTER: 2017 - 18

Date: 10.09.2018

Category	Name of the Faculty	DIVAKARAN.J		Dept.:	ECE		
	Designation	ASSISTANT PROFESSOR		Data	Max Score	Actual Score	
Academic Activities	Subjects Handled						
	Odd Semester	S1: ADC	Students' Feedback	9.22	10	9	
			Results	79.5	40	32	
		S2:	Students' Feedback	9.22	10	9	
			Results	79.5	40	32	
	Even Semester	S1: CT	Students' Feedback	9.28	10	9	
			Results	72.09	40	29	
		S2:	Students' Feedback	9.28	10	9	
			Results	72.09	40	29	
	Knowledge Updation (NPTEL / SWAYAM / MOOC etc)				-	10	-
	Students' Skill Development Activities	Value Added Courses Conducted by Faculty (2 points for 6 hours)			-	10	-
		Co-curricular activities participation by mentoring Students Participation : 41 - 50% - 5points >50%, for each 10% 1 point Prizes: I/II/III – 10/5/2			-	20	5
Students Project Achievements / Participation (State Level - I/II/III – 10/5/2 National Level – I/II/III – 20/10/5 National Conference - 1			5	20	5		

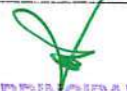
PRINCIPAL,
K. S. R. INSTITUTE FOR
ENGINEERING AND TECHNOLOGY,
K. S. R. KALVI NAGAR,
TIRUCHENGODE - 637 215,
NAMAIKKAL DI, TAMIL NADU.

Administrative Activities	FDP/Workshop/Seminar/ Value Added Course Organized (10 points each, Max 2 faculty) Higher education → Career opportuni. In Abroad	10	10	10
	Administrative Responsibilities Taken (Class Advisor, Cell coordinators, etc.) (Each 10 points) Communication lab incharge Class Advisor Higher Education cell	30	30	30
Research and Development Activities	Programmes Attended / Keynote Speaker / Guest Lecture in Programmes (Regional Level - 3 Points National Level - 5 points International Level - 10 points) FDP → EMF AWP	10	10	10
	Programme/Project proposals Submitted to Funding Agency (Each 2 points, Max 3 persons)	-	10	-
	Fund Sanction (<1 Lakh - 5 points >1Lakh - 10 points)	-	10	-
	Technical Journal / Book Publications Updated List - 20 points SCI indexed/Annexure II - 10 points NJ / IC - 5 points NC - 3 points Per Book - 10 points National Conference - 1 International Journal → 2	2	20	20
	Total		350	238


 Signature of Faculty

	Self Appraisal by Faculty		350	238
Rating by HOD	Dedication & Hard work		10	9
	Taking responsibility by self		10	8
	Involvement towards department/institution development		10	9
	Completion of work on time without follow up		10	8
	Rating by Principal / Management		10	8
	Overall Total		400	280

HOD


 PRINCIPAL,
 K. S. R. INSTITUTE FOR
 ENGINEERING AND TECHNOLOGY,
 K. S. R. KALVI NAGAR,
 TIRUCHENGODE - 637 215,
 NAMAIKAL Dt, TAMIL NADU.

PRINCIPAL

FACULTY PERFORMANCE APPRAISAL SCORE SHEET

S. No.	Category	Max. Score	Score Obtained	% of score obtained
1.	Academic Activities	210	158	75
2.	Students Skill Development Activities	50	10	20
3.	Administrative Activities	40	40	100
4.	Research and Development Activities	50	30	60
5.	Rating by HOD and Principal	50	42	84
Consolidated Score %				70%
Overall Performance				GOOD

Note:

Overall Performance is generated based on the following conditions:

If total consolidated score % is 85 % and above then the result is **EXCELLENT**

If total consolidated score % is 75% and above and below 85% then the result is **VERY GOOD**

If total consolidated score % is 60% and above and below 75% then the result is **GOOD**

If total consolidated score % is 55% and above and below 60% then the result is **SATISFACTORY**

If total consolidated score % is below 55% then the result is **POOR**


PRINCIPAL,
K. S. R. INSTITUTE FOR
ENGINEERING AND TECHNOLOGY,
K. S. R. KALVI NAGAR,
TIRUCHENGODE - 637 215,
NAMAKKAL DL, TAMIL NADU.

Category	Name of the Faculty			Dept.:	ECE		
	Designation			Data	Max Score	Actual Score	
Academic Activities	Subjects Handled						
	Odd Semester	S1: MPMC	Students' Feedback	8.44	10	8.44	
			Results	95.65	40	38.26	
		S2: DIP	Students' Feedback	8.43	10	8.43	
			Results	98.03	40	39.21	
	Even Semester	S1: EMF	Students' Feedback	9.09	10	9.09	
			Results	83.33	40	33.33	
		S2: EMF	Students' Feedback	9.09	10	9.09	
			Results	83.33	40	33.33	
	Knowledge Updation (NPTEL / SWAYAM / MOOC etc)					10	10
	NPTEL - DIP - Elite						
	Students' Skill Development Activities	Value Added Courses Conducted by Faculty (2 points for 6 hours)				10	-
Works							
Co-curricular activities participation by mentoring Students							
Participation : 41 - 50% - 5points >50%, for each 10% 1 point			$\frac{7}{8}$	8.75	20	8.75	
Prizes: I/II/III - 10/5/2							
Students Project Achievements / Participation (State Level - I/II/III - 10/5/2 National Level - I/II/III - 20/10/5)							
TI Cententt - \$ 200			10		20	20	
International Conference			10				

PRINCIPAL,
K. S. R. INSTITUTE FOR
ENGINEERING AND TECHNOLOGY,
K. S. R. KALVI NAGAR,
TIRUCHENGODE - 637 215,
NAMAKKAL DI, TAMIL NADU.

Administrative Activities	FDP/Wokshop/Seminar/ Value Added Course Organized (10 points each, Max 2 faculty)	-	10	
	Administrative Responsibilities Taken (Class Advisor, Cell coordinators, etc.) (Each 10 points)	Class Advisor, Domain Co-ords Module Coordi	30	30
Research and Development Activities	Programmes Attended / Keynote Speaker / Guest Lecture in Programmes (Regional Level – 3 Points National Level – 5 points International Level – 10 points)	Workshop - 1 RDP - 1	10	60
	Programme/Project proposals Submitted to Funding Agency (Each 2 points, Max 3 persons)		10	-
	Fund Sanction (<1 Lakh – 5 points >1Lakh – 10 points)		10	-
	Technical Journal / Book Publications Updated List – 20 points SCI indexed/Annexure II – 10 points NJ / IC - 5 points NC – 3 point Per Book – 10 points	IS - 2 EC - 1	20	20
	Total		350	277.93


 Signature of Faculty

	Self Appraisal by Faculty		350	277.93
Rating by HOD	Dedication & Hard work		10	10
	Taking responsibility by self		10	9
	Involvement towards department/institution development		10	9
	Completion of work on time without follow up		10	9
	Rating by Principal / Management		10	8
	Overall Total		400	322.93

HOD

PRINCIPAL,
 K. S. R. INSTITUTE FOR
 ENGINEERING AND TECHNOLOGY,
 K. S. R. KALVI NAGAR,
 TIRUCHENGODE - 637 215,
 NAMAKKAL Dt, TAMIL NADU.

PRINCIPAL

FACULTY PERFORMANCE APPRAISAL SCORE SHEET

S. No.	Category	Max. Score	Score Obtained	% of score obtained
1.	Academic Activities	210	179.18	85.2
2.	Students Skill Development Activities	50	28.75	57.5
3.	Administrative Activities	40	30	75
4.	Research and Development Activities	50	30	60
5.	Rating by HOD and Principal	50	45	90
Consolidated Score %				80.5%
Overall Performance				VERY GOOD

Note:

Overall Performance is generated based on the following conditions:

If total consolidated score % is **85 %** and above then the result is **EXCELLENT**

If total consolidated score % is **75%** and above and below **85%** then the result is **VERY GOOD**

If total consolidated score % is **60%** and above and below **75%** then the result is **GOOD**

If total consolidated score % is **55%** and above and below **60%** then the result is **SATISFACTORY**

If total consolidated score % is below **55%** then the result is **POOR**



PRINCIPAL,
K. S. R. INSTITUTE FOR
ENGINEERING AND TECHNOLOGY,
K. S. R. KALVI NAGAR,
TIRUCHENGODE - 637 215,
NAMAKKAL Dt, TAMIL NADU.

FACULTY PERFORMANCE APPRAISAL


ACADEMIC YEAR / SEMESTER: 2016-2017

Date: 20.9.2017

Category	Name of the Faculty	Dept.:				
	S. KARTHIK	ECE				
	Designation	Assistant Professor	Data	Max Score	Actual Score	
Academic Activities	Subjects Handled					
	Odd Semester	S1: ERTS IV-A	Students' Feedback	7.90	10	7.90
			Results	92.15	40	36.86
		S2:	Students' Feedback	7.90	10	7.90
			Results	92.15	40	36.86
	Even Semester	S1: A WP III-B	Students' Feedback	8.33	10	8.33
			Results	84.78	40	33.91
		S2: SPM IV-A	Students' Feedback	7.65	10	7.65
			Results	98.03	40	39.212
	Knowledge Updation (NPTEL / SWAYAM / MOOC etc)			-	10	-
Students' Skill Development Activities	Value Added Courses Conducted by Faculty (2 points for 6 hours) VAL on		-	10	-	
	Co-curricular activities participation by mentoring Students Participation : 41 - 50% - 5points >50%, for each 10% 1 point Prizes: I/II/III - 10/5/2		6 10	20	16	
	Students Project Achievements / Participation (State Level - I/II/III - 10/5/2 National Level - I/II/III - 20/10/5 TI contest - 1 batch Best paper award in National level Symposium			20	20	


PRINCIPAL,
K. S. R. INSTITUTE FOR
ENGINEERING AND TECHNOLOGY,
K. S. R. KALVI NAGAR
TIRUCHENGODE - 637
NAMAKKAL Dt, TAMIL NADU.

Administrative Activities	(10 points each, Max 2 faculty) <i>Workshop - 2</i>	10	10
	Administrative Responsibilities Taken (Class Advisor, Cell coordinators, etc.) (Each 10 points) <i>class advisor - 3, 2</i> <i>ERC lab in charge, R&D member</i>	30	30
Research and Development Activities	Programmes Attended / Keynote Speaker / Guest Lecture in Programmes (Regional Level – 3 Points National Level – 5 points International Level – 10 points) <i>FDP-1</i>	10	5
	Programme/Project proposals Submitted to Funding Agency (Each 2 points, Max 3 persons) <i>Consultancy Project - 1</i>	10	02
	Fund Sanction (<1 Lakh – 5 points >1Lakh – 10 points) <i>25,000</i>	10	5
	Technical Journal / Book Publications Updated List – 20 points SCI indexed/Annexure II – 10 points NJ / IC - 5 points NC – 3 point Per Book – 10 points	20	—
	Total	350	266


Signature of Faculty

	Self Appraisal by Faculty	350	266
Rating by HOD	Dedication & Hard work	10	10
	Taking responsibility by self	10	9
	Involvement towards department/institution development	10	9
	Completion of work on time without follow up	10	9
	Rating by Principal / Management	10	8
	Overall Total	400	311


HOD


PRINCIPAL,
K. S. R. INSTITUTE FOR
ENGINEERING AND TECHNOLOGY,
K. S. R. KALVI NAGAR,
TIRUCHENGODE - 637 215,
NAMAKKAL Dt, TAMIL NADU.


PRINCIPAL

FACULTY PERFORMANCE APPRAISAL SCORE SHEET

S. No.	Category	Max. Score	Score Obtained	% of score obtained
1.	Academic Activities	210	179	85
2.	Students Skill Development Activities	50	36	72
3.	Administrative Activities	40	40	100
4.	Research and Development Activities	50	12	24
5.	Rating by HOD and Principal	50	45	90
Consolidated Score %				78%
Overall Performance				VERY GOOD

Note:

Overall Performance is generated based on the following conditions:

If total consolidated score % is 85 % and above then the result is **EXCELLENT**

If total consolidated score % is 75% and above and below 85% then the result is **VERY GOOD**

If total consolidated score % is 60% and above and below 75% then the result is **GOOD**

If total consolidated score % is 55% and above and below 60% then the result is **SATISFACTORY**

If total consolidated score % is below 55% then the result is **POOR**



PRINCIPAL,
K. S. R. INSTITUTE FOR
ENGINEERING AND TECHNOLOGY,
K. S. R. KALVI NAGAR,
TIRUCHENGODE - 637 215,
NAMAKKAL Dt, TAMIL NADU.

FACULTY PERFORMANCE APPRAISAL

ACADEMIC YEAR / SEMESTER: 2016 - 17

Date: 20.9.17

Category	Name of the Faculty	Dept.:	ECE			
	Designation	MARTHANDAN.T	Data	Max Score	Actual Score	
Academic Activities	Subjects Handled					
	Odd Semester	S1: WC	Students' Feedback	9.09	10	9.09
			Results	93.8	40	37.52
		S2: WC	Students' Feedback	9.09	10	9.09
			Results	93.8	40	37.52
	Even Semester	S1: III EEE CE A	Students' Feedback	8.47	10	8.47
			Results	95.1	40	38
		S2: III EEE CE B	Students' Feedback	9.12	10	9.12
			Results	85	40	34
	Knowledge Updation (NPTEL / SWAYAM / MOOC etc)			—	10	—
Students' Skill Development Activities	Value Added Courses Conducted by Faculty (2 points for 6 hours)		—	10	—	
	Co-curricular activities participation by mentoring Students Participation : 41 - 50% - 5points >50%, for each 10% 1 point Prizes: I/II/III – 10/5/2			20	5	
	Students Project Achievements / Participation (State Level - I/II/III – 10/5/2 National Level – I/II/III – 20/10/5)		—	20	—	


 PRINCIPAL,
 K. S. R. INSTITUTE FOR
 ENGINEERING AND TECHNOLOGY,
 K. S. R. KALVI NAGAR,
 TIRUCHENGODE - 637 215,
 NAMAKKAL Dt, TAMIL NADU.

Administrative Activities	FDP/Workshop/Seminar/ Value Added Course Organized (10 points each, Max 2 faculty)	-	10	-
	Administrative Responsibilities Taken (Class Advisor, Cell coordinators, etc.) (Each 10 points) CLASS ADVISOR Communication Lab system lab incharge R & D team member		30	30
Research and Development Activities	Programmes Attended / Keynote Speaker / Guest Lecture in Programmes (Regional Level – 3 Points National Level – 5 points 2-DAYS - N & S - WORKSHOP International Level – 10 points)		10	5
	Programme/Project proposals Submitted to Funding Agency (Each 2 points, Max 3 persons)		10	-
	Fund Sanction (<1 Lakh – 5 points >1Lakh – 10 points)		10	-
	Technical Journal / Book Publications Updated List – 20 points SCI indexed/Annexure II – 10 points NJ / IC - 5 points NC – 3 point (2) Per Book – 10 points		20	6
	Total		350	208.81

T. N. M. S. 20.9.19
Signature of Faculty

	Self Appraisal by Faculty		350	228.81
Rating by HOD	Dedication & Hard work		10	9
	Taking responsibility by self		10	8
	Involvement towards department/institution development		10	9
	Completion of work on time without follow up		10	8
	Rating by Principal / Management		10	8
	Overall Total		400	270.81

HOD
21/9/19

PRINCIPAL,
K. S. R. INSTITUTE FOR
ENGINEERING AND TECHNOLOGY,
K. S. R. KALVI NAGAR,
TIRUCHENGODE - 637 215,
NAMAKKAL DI, TAMIL NADU.

20.9.19
PRINCIPAL

FACULTY PERFORMANCE APPRAISAL SCORE SHEET

S. No.	Category	Max. Score	Score Obtained	% of score obtained
1.	Academic Activities	210	183	87
2.	Students Skill Development Activities	50	5	10
3.	Administrative Activities	40	30	75
4.	Research and Development Activities	50	11	22
5.	Rating by HOD and Principal	50	42	84
Consolidated Score %				68%
Overall Performance				GOOD

Note:

Overall Performance is generated based on the following conditions:


If total consolidated score % is 85 % and above then the result is EXCELLENT

If total consolidated score % is 75% and above and below 85% then the result is VERY GOOD

If total consolidated score % is 60% and above and below 75% then the result is GOOD

If total consolidated score % is 55% and above and below 60% then the result is SATISFACTORY

If total consolidated score % is below 55% then the result is POOR


PRINCIPAL,
K. S. R. INSTITUTE FOR
ENGINEERING AND TECHNOLOGY,
K. S. R. KALVI NAGAR,
TIRUCHENGODE - 637 215,
NAMAKKAL Dt, TAMIL NADU.

DEPARTMENT OF FCE
 FACULTY PERFORMANCE APPRAISAL

ACADEMIC YEAR / SEMESTER: 2015 - 2016

Date: 29.09.16

Category	Name of the Faculty	Dept.:	FCE			
	Designation	Data	Max Score	Actual Score		
Academic Activities	P. Premkumar					
	Assistant Professors					
	Subjects Handled					
	Odd Semester	S1: OCN	Students' Feedback	10	7.6	
			Results	89	40	36
		S2:	Students' Feedback	10	7.6	
			Results	89	40	36
	Even Semester	S1: ED	Students' Feedback	10	8.8	
			Results	87.2	40	35
		S2:	Students' Feedback	10	8.8	
Results			87.2	40	35	
Knowledge Updation (NPTEL / SWAYAM / MOOC etc)			10	-		
Students' Skill Development Activities	Value Added Courses Conducted by Faculty (2 points for 6 hours)		10	-		
	Co-curricular activities participation by mentoring Students Participation : 41 - 50% - 5points >50%, for each 10% 1 point Prizes: I/II/III - 10/5/2		20	05		
	Students Project Achievements / Participation (State Level - I/II/III - 10/5/2 National Level - I/II/III - 20/10/5 National Level Technical Symposium 2-Team		20	10		


PRINCIPAL,
 K. S. R. INSTITUTE FOR
 ENGINEERING AND TECHNOLOGY,
 K. S. R. KALVI NAGAR,
 TIRUCHENGODE - 637 215,
 NAMAKKAL Dt, TAMIL NADU.

Administrative Activities	FDR/ Workshop/Seminar/ Value Added Course Organized (10 points each, Max 2 faculty) <i>Value added Course on Java & Networking</i>	10	10
	Administrative Responsibilities Taken (Class Advisor, Cell coordinators, etc.) (Each 10 points) <i>Training & Placement - ER (covers all college)</i>	30	30
Research and Development Activities	Programmes Attended / Keynote Speaker / Guest Lecture in Programmes (Regional Level – 3 Points <i>workshop attended - 01</i> National Level – 5 points <i>Chief Guest in</i> International Level – 10 points) <i>Technical symposium - 01</i>	10	10
	Programme/Project proposals Submitted to Funding Agency (Each 2 points, Max 3 persons)	10	-
	Fund Sanction (<1 Lakh – 5 points >1 Lakh – 10 points)	10	-
	Technical Journal / Book Publications Updated List – 20 points SCI indexed/Annexure II – 10 points NJ / IC - 5 points NC – 3 point Per Book – 10 points	20	-
	Total	350	239.8


Signature of Faculty

	Self Appraisal by Faculty	350	239.8
Rating by HOD	Dedication & Hard work	10	10
	Taking responsibility by self	10	9
	Involvement towards department/institution development	10	10
	Completion of work on time without follow up	10	10
	Rating by Principal / Management	10	8
	Overall Total	400	286.8


HOD


PRINCIPAL,
K. S. R. INSTITUTE FOR
ENGINEERING AND TECHNOLOGY,
K. S. R. KALVI NAGAR,
TIRUCHENGODE - 637 005,
NAMAKKAL DI, TAMIL NADU.


PRINCIPAL

FACULTY PERFORMANCE APPRAISAL SCORE SHEET

S. No.	Category	Max. Score	Score Obtained	% of score obtained
1.	Academic Activities	210	175	83.2
2.	Students Skill Development Activities	50	15	30
3.	Administrative Activities	40	40	100
4.	Research and Development Activities	50	10	20
5.	Rating by HOD and Principal	50	47	94
Consolidated Score %				72.7.
Overall Performance				Good

Note:

Overall Performance is generated based on the following conditions:


If total consolidated score % is **85 %** and above then the result is **EXCELLENT**

If total consolidated score % is **75%** and above and below **85%** then the result is **VERY GOOD**

If total consolidated score % is **60%** and above and below **75%** then the result is **GOOD**

If total consolidated score % is **55%** and above and below **60%** then the result is **SATISFACTORY**

If total consolidated score % is below **55%** then the result is **POOR**


PRINCIPAL,
K. S. R. INSTITUTE FOR
ENGINEERING AND TECHNOLOGY,
K. S. R. KALVI NAGAR,
TIRUCHENGODE - 637 215,
NAMAKKAL DI, TAMIL NADU.

FACULTY PERFORMANCE APPRAISAL

ACADEMIC YEAR / SEMESTER: 2015-16.

Date: 29.09.16

Category	Name of the Faculty	Dept.:	Data	Max Score	Actual Score	
	S. BOOPATHY	ECE				
	Designation	ASSISTANT PROFESSOR				
Academic Activities	Subjects Handled					
	Odd Semester	S1: PDSP	Students' Feedback	8.79	10	8.79
		III - A	Results	96.07	40	38.42
		S2: PDSP	Students' Feedback	8.65	10	8.65
		III - B	Results	94	40	37.6
	Even Semester	S1: DTSSP	Students' Feedback	8.97	10	8.97
		II EEE A	Results	100	40	40
		S2:	Students' Feedback	8.97	10	8.97
			Results	100	40	40
	Knowledge Updation (NPTEL / SWAYAM / MOOC etc)			-	10	-
Students' Skill Development Activities	Value Added Courses Conducted by Faculty (2 points for 6 hours)		workshop - 3	3 days	10	6
	Co-curricular activities participation by mentoring Students		Participation : 41 - 50% - 5points >50%, for each 10% 1 point		20	
	Prizes: I/II/III - 10/5/2					
Students Project Achievements / Participation (State Level - I/II/III - 10/5/2 National Level - I/II/III - 20/10/5)		National conference - 1 SCG - project contest - 4 batches		20	20	20

PRINCIPAL,
K. S. R. INSTITUTE FOR
ENGINEERING AND TECHNOLOGY,
K. S. R. KALVI NAGAR,
TIRUCHENGODE - 637 215,
NAMAKKAL DI, TAMIL NADU.

Administrative Activities	(10 points each, Max 2 faculty) <i>workshop - 3</i>	10	10	10
	Administrative Responsibilities Taken (Class Advisor, Cell coordinators, etc.) (Each 10 points) <i>class advisor - 3</i> <i>project team member</i>	20	30	20
Research and Development Activities	Programmes Attended / Keynote Speaker / Guest Lecture in Programmes (Regional Level – 3 Points <i>workshop - 2</i> National Level – 5 points International Level – 10 points)	10	10	10
	Programme/Project proposals Submitted to Funding Agency (Each 2 points, Max 3 persons) <i>Sponsor project -</i> <i>Bar code based entry on elevator system design</i>		10	2
	Fund Sanction (<1 Lakh – 5 points >1Lakh – 10 points) <i>27000</i>		10	5
	Technical Journal / Book Publications Updated List – 20 points SCI indexed/Annexure II – 10 points <i>NC - 1</i> NJ / IC - 5 points NC – 3 point Per Book – 10 points		20	3
	Total		350	267.4

[Signature]
Signature of Faculty

	Self Appraisal by Faculty		350	267.4
Rating by HOD	Dedication & Hard work		10	10
	Taking responsibility by self		10	9
	Involvement towards department/institution development		10	9
	Completion of work on time without follow up		10	10
	Rating by Principal / Management		10	9
	Overall Total		400	314.4

[Signature]
HOD
30/6/16

[Signature]
PRINCIPAL,
K. S. R. INSTITUTE FOR
ENGINEERING AND TECHNOLOGY,
K. S. R. KALVI NAGAR
TIRUCHENGOODE - 621
NAMAKKAL Dt, TAMIL NADU.

[Signature]
PRINCIPAL

FACULTY PERFORMANCE APPRAISAL SCORE SHEET

S. No.	Category	Max. Score	Score Obtained	% of score obtained
1.	Academic Activities	210	191.4	91.1
2.	Students Skill Development Activities	50	26	52
3.	Administrative Activities	40	30	75
4.	Research and Development Activities	50	20	40
5.	Rating by HOD and Principal	50	47	94
Consolidated Score %				78.6%
Overall Performance				VERY GOOD

Note:

Overall Performance is generated based on the following conditions:


If total consolidated score % is **85 %** and above then the result is **EXCELLENT**

If total consolidated score % is **75%** and above and below **85%** then the result is **VERY GOOD**

If total consolidated score % is **60%** and above and below **75%** then the result is **GOOD**

If total consolidated score % is **55%** and above and below **60%** then the result is **SATISFACTORY**

If total consolidated score % is below **55%** then the result is **POOR**


PRINCIPAL,
K. S. R. INSTITUTE FOR
ENGINEERING AND TECHNOLOGY,
K. S. R. KALVI NAGAR,
TIRUCHENGODE - 637 215,
NAMAKKAL Dt, TAMIL NADU.

2019-2020

Date: 3/1/20

11-6

Qualification		Dr. R. MANI	Dept.:	MECHANICAL	Max Score	Actual Score	
Projects Handled			Data				
Academic Activities	Odd Semester	S1: IQM	Students' Feedback	8.5	10	8.5x2=	
		Results				30+30	
		S2:	Students' Feedback	75%	40		
		Results			10		
	Even Semester	S1: BCME	Students' Feedback		40		
			Results	90	10	9.0	
		S2: EE	Students' Feedback	100%	40		40
			Results	80%	10	8-6	
	Knowledge Updation (NPTEL / SWAYAM / MOOC etc)		100%	NPTEL	40		40
	Value Added Courses Conducted by Faculty (2 points for 6 hours)				10		10
Co-curricular activities participation by mentoring Students		24 Hrs		10		4x2=8	
Participation : 41 - 50% - 5points >50%, for each 10% 1 point Prizes: I/II/III - 10/5/2		250%		20		10	
Students Project Achievements / Participation (State Level - I/II/III - 10/5/2 National Level - I/II/III - 20/10/5)		Participation		20		5	
Students' Skill Development Activities	FDP/Wokshop/Seminar/ Value Added Course Organized (10 points each, Max 2 faculty)		ATAL FDP	10		10	
	Administrative Responsibilities Taken (Class Advisor, Cell coordinators, etc.) (Each 10 points)		ISTE ACO	30		2x10=20	
Administ rative Activities	Programmes Attended / Keynote Speaker / Guest Lecture in Programmes (Regional Level - 3 Points National Level - 5 points International Level - 10 points)		Programme Attended National Level	10		2x5=10	
	Programme/Project proposals Submitted to Funding Agency (Each 2 points, Max 3 persons)		ISTE	10		2x2=4	
	Fund Sanction (<1 Lakh - 5 points >1Lakh - 10 points)		PRICET/ATL 93,000/-	10		5	
	Technical Journal / Book Publications Updated List - 20 points SCI indexed/Annexure II - 10 points NJ / IC - 5 points NC - 3 point Per Book - 10 points		1 CONFERENCE	20		5	
	Total				350		271.0

PRINCIPAL,
K. S. R. INSTITUTE FOR
ENGINEERING AND TECHNOLOGY,
K. S. R. KALVI NAGAR,
TIRUCHENGODE - 637 215,
NAMAKKAL Dt, TAMIL NADU.

Signature of Faculty

	Self Appraisal by Faculty	350	27
Rating by HOD	Dedication & Hard work	10	10
	Taking responsibility by self	10	9
	Involvement towards department/institution development	10	9
	Completion of work on time without follow up	10	10
	Rating by Principal / Management	10	8
	Overall Total	400	318

FACULTY PERFORMANCE APPRAISAL SCORE SHEET

S. No.	Category	Max. Score	Score Obtained	% of score obtained
1.	Academic Activities	210	184.6	88%
2.	Students Skill Development Activities	50	23	46%
3.	Administrative Activities	40	30	75%
4.	Research and Development Activities	50	34	68%
5.	Rating by HOD and Principal	50	46	92%
Consolidated Score %				70%
Overall Performance				Very Good

[Signature]
HOD

[Signature]
PRINCIPAL

Note:

Overall Performance is generated based on the following conditions:

If total consolidated score % is 85 % and above then the result is EXCELLENT

If total consolidated score % is 75% and above and below 85% then the result is VERY GOOD

If total consolidated score % is 60% and above and below 75% then the result is GOOD

If total consolidated score % is 55% and above and below 60% then the result is SATISFACTORY

If total consolidated score % is below 55% then the result is POOR

[Signature]
PRINCIPAL,
K. S. R. INSTITUTE FOR
ENGINEERING AND TECHNOLOGY,
K. S. R. KALVI NAGAR,
TIRUCHENGODE - 637 215,
NAMAKKAL Dt, TAMIL NADU.

DEPARTMENT OF Mechanical Engineering
FACULTY PERFORMANCE APPRAISAL

ACADEMIC YEAR / SEMESTER: 2019 - 20

Date: 5/1/21

Category	Name of the Faculty	Dept.:	Data	Max Score	Actual Score	
	K. VELUSAMY	Mechanical				
	Assistant Professor					
Academic Activities	Subjects Handled					
	Odd Semester	S1: PPCE	Students' Feedback	8.9	10	8.9
			Results 0.54 x 40	54%	40	21.6
		S2: MM	Students' Feedback	8.9	10	8.9
			Results 0.83 x 40	83%	40	33.2
	Even Semester	S1: AICE	Students' Feedback	8.6	10	8.6
			Results 0.98 x 40	98%	40	39.2
		S2: HPC	Students' Feedback	9.0	10	9.0
			Results 1 x 40	100%	40	40
	Knowledge Updation (NPTEL / SWAYAM / MOOC etc)				10	10
Students' Skill Development Activities	Value Added Courses Conducted by Faculty (2 points for 6-hours)		18 hrs	10	06	
	Co-curricular activities participation by mentoring students Participation : 41 - 50% - 5points >50%, for each 10% 1 point Prizes: I/II/III - 10/5/2		50%	20	05	
	Students Project Achievements / Participation (State Level - I/II/III - 10/5/2 National Level - I/II/III - 20/10/5)		SL-1	20	05	
Administrative Activities	FDP/Wokshop/Seminar/ Value Added Course Organized (10 points each, Max 2 faculty)			10		
	Administrative Responsibilities Taken (Class Advisor, Cell coordinators, etc.) (Each 10 points)			30	30	
Research and Development Activities	Programmes Attended / Keynote Speaker / Guest Lecture in Programmes (Regional Level - 3 Points National Level - 5 points International Level - 10 points)		NL-1	10	05	
	Programme/Project proposals Submitted to Funding Agency (Each 2 points, Max 3 persons)		ATAL	10	02	
	Fund Sanction (<1 Lakh - 5 points >1Lakh - 10 points)			10		
	Technical Journal / Book Publications Updated List - 20 points SCI indexed/Annexure II - 10 points NJ / IC - 5 points NC - 3 point Per Book - 10 points			20	03	
	Total			350		

PRINCIPAL,
K. S. R. INSTITUTE FOR
ENGINEERING AND TECHNOLOGY,
K. S. R. NAJVI NAGAR,
TIRUCHENGODE - 637 215,
NAMAKKAL Dt, TAMIL NADU.

Signature of Faculty

	Self Appraisal by Faculty		350	
Rating by HOD	Dedication & Hard work		10	9
	Taking responsibility by self		10	9
	Involvement towards department/institution development		10	10
	Completion of work on time without follow up		10	10
	Rating by Principal / Management		10	8
	Overall Total		400	287

G. Jayaram
HOD
5/11/24

[Signature]
PRINCIPAL
06/10/24

FACULTY PERFORMANCE APPRAISAL SCORE SHEET

S. No.	Category	Max. Score	Score Obtained	% of score obtained
1.	Academic Activities	210	179	85%
2.	Students Skill Development Activities	50	16	32%
3.	Administrative Activities	40	30	75%
4.	Research and Development Activities	50	10	20%
5.	Rating by HOD and Principal	50	46	92%
Consolidated Score %				71.0%
Overall Performance				Good

Note:

Overall Performance is generated based on the following conditions:

If total consolidated score % is 85 % and above then the result is **EXCELLENT**

If total consolidated score % is 75% and above and below 85% then the result is **VERY GOOD**

If total consolidated score % is 60% and above and below 75% then the result is **GOOD**

If total consolidated score % is 55% and above and below 60% then the result is **SATISFACTORY**

If total consolidated score % is below 55% then the result is **POOR**

PRINCIPAL,
K. S. R. INSTITUTE FOR
ENGINEERING AND TECHNOLOGY,
K. S. R. KALVI NAGAR,
TIRUCHENGODE - 637 215,
NAMAKKAL DI, TAMIL NADU.

KSR INSTITUTE FOR ENGINEERING AND TECHNOLOGY, TIRUCHENGODE - 637215.

DEPARTMENT OF Mechanical Engg.

FACULTY PERFORMANCE APPRAISAL

ACADEMIC YEAR: 2019-2020

Date: 5/1/21

Category	Name of the Faculty	Mr. P. Chakravasthi	Dept.:	Mechanical		
	Designation	Assistant Professor	Data	Max Score	Actual Score	
Academic Activities	Subjects Handled					
	Odd Semester	S1: PPCE	Students' Feedback	9.00	10	9.00
			Results	88.2	40	35.3
		S2: PPCE	Students' Feedback		10	
			Results		40	
	Even Semester	S1: AE	Students' Feedback	9.00	10	9+9=18
			Results	100	40	40+40=80
		S2:	Students' Feedback		10	
			Results		40	
	Knowledge Updation (NPTEL / SWAYAM / MOOC etc)			EETP	10	10
Students' Skill Development Activities	Value Added Courses Conducted by Faculty (2 points for 6 hours)		18 hrs	10	06	
	Co-curricular activities participation by mentoring Students Participation : 41 - 50% - 5points >50%, for each 10% 1 point Prizes: I/II/III - 10/5/2		50%	20	05	
	Students Project Achievements / Participation (State Level - I/II/III - 10/5/2 National Level - I/II/III - 20/10/5)		NL	20	05	
Administrative Activities	FDP/Wokshop/Seminar/ Value Added Course Organized (10 points each, Max 2 faculty)		-	10	-	
	Administrative Responsibilities Taken (Class Advisor, Cell coordinators, etc.) (Each 10 points)		ILYRCA Forum for consultancy work	30	30	
Research and Development Activities	Programmes Attended / Keynote Speaker / Guest Lecture in Programmes (Regional Level - 3 Points National Level - 5 points International Level - 10 points)		RL - 20 NL FDP-5	10	08	
	Programme/Project proposals Submitted to Funding Agency (Each 2 points, Max 3 persons)		-	10	-	
	Fund Sanction (<1 Lakh - 5 points >1Lakh - 10 points)		-	10	-	
	Technical Journal / Book Publications Updated List - 20 points SCI indexed/Annexure II - 10 points NJ / IC - 5 points NC - 3 point Per Book - 10 points		NC	20	03	
	Total				350	253.6

PRINCIPAL
K. S. R. INSTITUTE FOR
ENGINEERING AND TECHNOLOGY,
K. S. R. KALVI NAGAR,
TIRUCHENGODE 637215,
NAMAKKAL Dt. TAMIL NADU.

Signature of Faculty

	Self Appraisal by Faculty	350	252
Rating by HOD	Dedication & Hard work	10	10
	Taking responsibility by self	10	10
	Involvement towards department/institution development	10	10
	Completion of work on time without follow up	10	9
	Rating by Principal / Management	10	9
	Overall Total	400	302

FACULTY PERFORMANCE APPRAISAL SCORE SHEET

S. No.	Category	Max. Score	Score Obtained	% of score obtained
1.	Academic Activities	210	196.6	93.6
2.	Students Skill Development Activities	50	16	32
3.	Administrative Activities	40	30	75
4.	Research and Development Activities	50	11	22
5.	Rating by HOD and Principal	50	49	98%
Consolidated Score %				76%
Overall Performance				Very Good

For HOD
5/11/24

[Signature]
PRINCIPAL

Note:

Overall Performance is generated based on the following conditions:

If total consolidated score % is 85 % and above then the result is **EXCELLENT**

If total consolidated score % is 75% and above and below 85% then the result is **VERY GOOD**

If total consolidated score % is 60% and above and below 75% then the result is **GOOD**

If total consolidated score % is 55% and above and below 60% then the result is **SATISFACTORY**

If total consolidated score % is below 55% then the result is **POOR**

PRINCIPAL,
K. S. R. INSTITUTE FOR
ENGINEERING AND TECHNOLOGY
K. S. R. KALVI NAGAR,
TIRUCHENGODE-637 215,
NAMAKKAL DISTRICT, TAMIL NADU.

KSR INSTITUTE FOR ENGINEERING AND TECHNOLOGY, TIRUCHENGODE – 637215.

DEPARTMENT OF MECHANICAL ENGINEERING
FACULTY PERFORMANCE APPRAISAL

ACADEMIC YEAR: 2019-20

Date: 5/1/20

Category	Name of the Faculty	A. PREM KUMAR		Dept.:	Mechanical	
	Designation	ASSISTANT PROFESSOR		Data	Max Score	Actual Score
Academic Activities	Subjects Handled					
	Odd Semester	S1: I.C. ENGINES	Students' Feedback	9.0	10	9.0
			Results	68	40	27.2
		S2: EG	Students' Feedback	8.7	10	8.7
			Results	57	40	22.8
	Even Semester	S1: AE	Students' Feedback	8.6	10	17.2
			Results	100	40	80
		S2:	Students' Feedback	-	10	-
			Results	-	40	-
	Knowledge Updation (NPTEL / SWAYAM / MOOC etc)				NPTEL	10
Students' Skill Development Activities	Value Added Courses Conducted by Faculty (2 points for 6 hours)			-	10	0
	Co-curricular activities participation by mentoring Students Participation : 41 - 50% - 5points >50%, for each 10% 1 point Prizes: I/II/III - 10/5/2			50%	20	5
	Students Project Achievements / Participation (State Level - I/II/III - 10/5/2 National Level - I/II/III - 20/10/5)			National Level	20	5
Administrative Activities	FDP/Wokshop/Seminar/ Value Added Course Organized (10 points each, Max 2 faculty)			Seminar	10	10
	Administrative Responsibilities Taken (Class Advisor, Cell coordinators, etc.) (Each 10 points)			CA, Alumni, NPTEL	30	30
Research and Development Activities	Programmes Attended / Keynote Speaker / Guest Lecture in Programmes (Regional Level - 3 Points National Level - 5 points International Level - 10 points)			NL	10	5
	Programme/Project proposals Submitted to Funding Agency (Each 2 points, Max 3 persons)			-	10	-
	Fund Sanction (<1 Lakh - 5 points >1Lakh - 10 points)			-	10	-
	Technical Journal / Book Publications Updated List - 20 points SCI indexed/Annexure II - 10 points NJ / IC - 5 points NC - 3 point Per Book - 10 points			NC	20	3
	Total					350

PRINCIPAL
K. S. R. INSTITUTE FOR
ENGINEERING AND TECHNOLOGY
K. S. R. KATKAL
TIRUCHENGODE

A. Prem Kumar
Signature of Faculty

Rating by HOD	Self Appraisal by Faculty	350	232.9
	Dedication & Hard work	10	10
	Taking responsibility by self	10	10
	Involvement towards department/institution development	10	9
	Completion of work on time without follow up	10	9
Rating by Principal / Management		10	8
Overall Total		400	280

FACULTY PERFORMANCE APPRAISAL SCORE SHEET

S. No.	Category	Max. Score	Score Obtained	% of score obtained
1.	Academic Activities	210	174.9	83%
2.	Students Skill Development Activities	50	10	20%
3.	Administrative Activities	40	40	100%
4.	Research and Development Activities	50	8	16%
5.	Rating by HOD and Principal	50	47	94%
			Consolidated Score %	70%
			Overall Performance	Good

HOD
Sathy

PRINCIPAL

Note:

Overall Performance is generated based on the following conditions:

If total consolidated score % is 85 % and above then the result is **EXCELLENT**

If total consolidated score % is 75% and above and below 85% then the result is **VERY GOOD**

If total consolidated score % is 60% and above and below 75% then the result is **GOOD**

If total consolidated score % is 55% and above and below 60% then the result is **SATISFACTORY**

If total consolidated score % is below 55% then the result is **POOR**

PRINCIPAL,
K. S. R. INSTITUTE FOR
ENGINEERING AND TECHNOLOGY,
K. S. R. KALVI NAGAR,
TIRUCHENGODE-637 215,
NAMAKKAL DI, TAMIL NADU.

DEPARTMENT OF MECHANICAL ENGINEERING
 FACULTY PERFORMANCE APPRAISAL

ACADEMIC YEAR / SEMESTER: 2019-2020

Date: 8/11/24

Category	Name of the Faculty	Dept.:				
	K. GOPALA KRISHNAN		MECHANICAL			
	Designation	ASSISTANT PROFESSOR	Data	Max Score	Actual Score	
Academic Activities	Subjects Handled 9x2=18					
	Odd Semester	S1: DMB	Students' Feedback	9.00	10	18
			Results	78%	40	28x2=56
		S2:	Students' Feedback		10	
			Results		40	
	Even Semester	S1: FEA	Students' Feedback	8.7	10	8.7x2=17.4
			Results	100	40	40x2=80
		S2:	Students' Feedback		10	
			Results		40	
	Knowledge Updation (NPTEL / SWAYAM / MOOC etc)			NPTEL	10	10
Students' Skill Development Activities	Value Added Courses Conducted by Faculty (2 points for 6 hours)		24 hrs	10	08	
	Co-curricular activities participation by mentoring students Participation : 41 - 50% - 5points >50%, for each 10% 1 point Prizes: I/II/III - 10/5/2		50%	20	05	
	Students Project Achievements / Participation (State Level - I/II/III - 10/5/2 National Level - I/II/III - 20/10/5)		National level Participation	20	05	
Administrative Activities	FDP/Wokshop/Seminar/ Value Added Course Organized (10 points each, Max 2 faculty)		-	10	-	
	Administrative Responsibilities Taken (Class Advisor, Cell coordinators, etc.) (Each 10 points)		ii CA EMS coord direction	30	30	
Research and Development Activities	Programmes Attended / Keynote Speaker / Guest Lecture in Programmes (Regional Level - 3 Points National Level - 5 points International Level - 10 points)		RL STP-5	10	08	
	Programme/Project proposals Submitted to Funding Agency (Each 2 points, Max 3 persons)		ATAL	10	02	
	Fund Sanction (<1 Lakh - 5 points >1Lakh - 10 points)		-	10	-	
	Technical Journal / Book Publications Updated List - 20 points SCI indexed/Annexure II - 10 points NJ / IC - 5 points NC - 3 point Per Book - 10 points		NC-D1	20	03	
	Total			350	260.4	


 PRINCIPAL,
 K. S. R. INSTITUTE FOR
 ENGINEERING AND TECHNOLOGY,
 K. S. R. HILLS, AZHAR,
 TIRUCHENGODE - 637 215,
 NAMAKKAL DISTRICT, TAMIL NADU.


 Signature of Faculty

	Self Appraisal by Faculty		350	242
Rating by HOD	Dedication & Hard work		10	10
	Taking responsibility by self		10	10
	Involvement towards department/institution development		10	9
	Completion of work on time without follow up		10	10
	Rating by Principal / Management		10	60
	Overall Total		400	291

[Signature]
HOD

[Signature]
PRINCIPAL

FACULTY PERFORMANCE APPRAISAL SCORE SHEET

S. No.	Category	Max. Score	Score Obtained	% of score obtained
1.	Academic Activities	210	181.4	86.38 %
2.	Students Skill Development Activities	50	18	36 %
3.	Administrative Activities	40	30	75 %
4.	Research and Development Activities	50	13	26 %
5.	Rating by HOD and Principal	50	49	98 %
Consolidated Score %				73 %
Overall Performance				Good

Note:

Overall Performance is generated based on the following conditions:

If total consolidated score % is 85 % and above then the result is EXCELLENT

If total consolidated score % is 75% and above and below 85% then the result is VERY GOOD

If total consolidated score % is 60% and above and below 75% then the result is GOOD

If total consolidated score % is 55% and above and below 60% then the result is SATISFACTORY

If total consolidated score % is below 55% then the result is POOR

[Signature]
PRINCIPAL
K. S. R. INSTITUTE FOR
ENGINEERING AND TECHNOLOGY,
K. S. R. KALVI NAGAR,
TIRUCHENGODE-637 215,
NAMAKKAL DT, TAMIL NADU.

DEPARTMENT OF MECHANICAL ENGINEERING

FACULTY PERFORMANCE APPRAISAL


ACADEMIC YEAR: 2018-19

Date: 27.08.19

Category	Name of the Faculty		Dept.:	Mechanical		
	Designation			Data	Max Score	Actual Score
Academic Activities	Dr. R. MANI					
	PROFESSOR.					
	Subjects Handled					
	Odd Semester	S1: TQM SOMME	Students' Feedback	8.08	10	8.08 7.37
			Results	86.21	40	34.5
		S2: TQM SOMME LAB	Students' Feedback	8.08	10	8.08
			Results	86.21	40	34.5
	Even Semester	S1: SOMME TQM	Students' Feedback	7.37 8.08	10	7.37 8.08
			Results	69	40	27.6
		S2: SOMME TQM LAB	Students' Feedback	7.37	10	7.37
			Results	69	40	27.6
	Knowledge Updation (NPTEL / SWAYAM / MOOC etc)			-	10	-
Students' Skill Development Activities	Value Added Courses Conducted by Faculty (2 points for 6 hours)		-	10	-	
	Co-curricular activities participation by mentoring Students Participation : 41 - 50% - 5points >50%, for each 10% 1 point Prizes: I/II/III – 10/5/2		-	20	-	
	Students Project Achievements / Participation (State Level - I/II/III – 10/5/2 National Level – I/II/III – 20/10/5)		Project Presentations	-	20	5

PRINCIPAL,
K. S. R. INSTITUTE FOR
ENGINEERING AND TECHNOLOGY,
K. S. R. KALVI NAGAR,
TIRUCHENGODE - 637 215,
NAMAKKAL Dt, TAMIL NADU.

Administrative Activities	FDP/Wokshop/Seminar/ Value Added Course Organized (10 points each, Max 2 faculty)	ISTE - ①	10	10
	Administrative Responsibilities Taken (Class Advisor, Cell coordinators, etc.) (Each 10 points)	Academic coordinators R.D ISTE	30	30
Research and Development Activities	Programmes Attended / Keynote Speaker / Guest Lecture in Programmes (Regional Level – 3 Points National Level – 5 points International Level – 10 points)	WS-2	10	10
	Programme/Project proposals Submitted to Funding Agency (Each 2 points, Max 3 persons)	MEMES	10	10
	Fund Sanction (<1 Lakh – 5 points >1Lakh – 10 points)		10	
	Technical Journal / Book Publications Updated List – 20 points SCI indexed/Annexure II – 10 points NJ / IC - 5 points - NC – 3 point Per Book – 10 points	TNJ - 1 NC - 1	20	5
	Total		350	229.54


Signature of Faculty

	Self Appraisal by Faculty	350	229.54
Rating by HOD	Dedication & Hard work	10	9
	Taking responsibility by self	10	10
	Involvement towards department/institution development	10	9
	Completion of work on time without follow up	10	8
	Rating by Principal / Management	10	8
	Overall Total	400	273.54

HOD

PRINCIPAL

FACULTY PERFORMANCE APPRAISAL SCORE SHEET

S. No.	Category	Max. Score	Score Obtained	% of score obtained
1.	Academic Activities	210	155	74.1
2.	Students Skill Development Activities	50	5	10
3.	Administrative Activities	40	40	100
4.	Research and Development Activities	50	28	56
5.	Rating by HOD and Principal	50	44	88
Consolidated Score %				68.5
Overall Performance				Good

Note:

Overall Performance is generated based on the following conditions:

If total consolidated score % is 85 % and above then the result is **EXCELLENT**

If total consolidated score % is 75% and above and below 85% then the result is **VERY GOOD**

If total consolidated score % is 60% and above and below 75% then the result is **GOOD**

If total consolidated score % is 55% and above and below 60% then the result is **SATISFACTORY**

If total consolidate

ed score % is below 55% then the result is **POOR**


PRINCIPAL,
K. S. R. INSTITUTE FOR
ENGINEERING AND TECHNOLOGY,
K. S. R. KALVI NAGAR,
TIRUCHENGODE - 637 215,
NAMAKKAL DISTRICT, TAMIL NADU.

ACADEMIC YEAR: 2018-19.

Date: 27.8.19

Category	Name of the Faculty	Dr. R. RAMESH KUMAR	Dept.:	Mechanical		
	Designation	Professor.	Data	Max Score	Actual Score	
Academic Activities	Subjects Handled					
	Odd Semester	S1: CAD	Students' Feedback		10	7.38
			Results	76	40	30.4
		S2:	Students' Feedback		10	7.38
			Results		40	30.4
	Even Semester	S1: MCC	Students' Feedback		10	8.69
			Results	98.28	40	39.2
		S2:	Students' Feedback		10	8.69
			Results		40	39.2
	Knowledge Updation (NPTEL / SWAYAM / MOOC etc)				10	-
	Students' Skill Development Activities	Value Added Courses Conducted by Faculty (2 points for 6 hours)		20 hours	10	7
		Co-curricular activities participation by mentoring Students Participation : 41 - 50% - 5points >50%, for each 10% 1 point Prizes: I/II/III – 10/5/2			20	
Students Project Achievements / Participation (State Level - I/II/III – 10/5/2 National Level – I/II/III – 20/10/5)		Project - 1		20	05	

PRINCIPAL
K. S. R. INSTITUTE FOR
ENGINEERING AND TECHNOLOGY
K. S. R. KATVI LAGAR,
TIRUCHENGODE - 637 215,
NAMAKKAL Dt, TAMIL NADU.

Administrative Activities	FDP/Wokshop/Seminar/ Value Added Course Organized (10 points each, Max 2 faculty)		10	
	Administrative Responsibilities Taken (Class Advisor, Cell coordinators, etc.) (Each 10 points)		30	
Research and Development Activities	Programmes Attended / Keynote Speaker / Guest Lecture in Programmes (Regional Level – 3 Points National Level – 5 points International Level – 10 points)	workshop - 1	10	65
	Programme/Project proposals Submitted to Funding Agency (Each 2 points, Max 3 persons)	-	10	-
	Fund Sanction (<1 Lakh – 5 points >1Lakh – 10 points)	-	10	-
	Technical Journal / Book Publications Updated List – 20 points SCI indexed/Annexure II – 10 points NJ / IC - 5 points NC – 3 point Per Book – 10 points	NJ - 1	20	05
	Total		350	19334

Signature of Faculty

	Self Appraisal by Faculty	350	19334
Rating by HOD	Dedication & Hard work	10	9
	Taking responsibility by self	10	8
	Involvement towards department/institution development	10	9
	Completion of work on time without follow up	10	9
	Rating by Principal / Management	10	9
	Overall Total	400	2375

HOD

ENGINEERING AND TECHNOLOGY
K. S. N. KALVI NAGAR,
TRICHINGODE - 627 215,
NAMAKKAL DIST, TAMIL NADU.

PRINCIPAL

FACULTY PERFORMANCE APPRAISAL SCORE SHEET

S. No.	Category	Max. Score	Score Obtained	% of score obtained
1.	Academic Activities	210	171	81%
2.	Students Skill Development Activities	50	13	26%
3.	Administrative Activities	40	0	0
4.	Research and Development Activities	50	10	20%
5.	Rating by HOD and Principal	50	44	88%
Consolidated Score %				59.35
Overall Performance				Satisfactory

Note:

Overall Performance is generated based on the following conditions:

If total consolidated score % is 85 % and above then the result is **EXCELLENT**


If total consolidated score % is 75% and above and below 85% then the result is **VERY GOOD**

If total consolidated score % is 60% and above and below 75% then the result is **GOOD**

If total consolidated score % is 55% and above and below 60% then the result is **SATISFACTORY**

If total consolidate

ed score % is below 55% then the result is **POOR**


PRINCIPAL
K. S. R. INSTITUTE FOR
ENGINEERING AND TECHNOLOGY,
K. S. R. MAIN NAGAR,
TIRUCHENGODE - 637 215,
NAMAKKAL DS, TAMIL NADU.


DEPARTMENT OF MECHANICAL ENGINEERING

FACULTY PERFORMANCE APPRAISAL

ACADEMIC YEAR: 2018-19

Date: 27.8.19

Category	Name of the Faculty	Dept.:	Mechanical			
	Designation	Data	Max Score	Actual Score		
Academic Activities	P. Ceopinsth					
	Assistant Professor					
	Subjects Handled					
	Odd Semester	S1: EMIS	Students' Feedback	EMIS	10	7.57
			Results	80%	40	32
		S2: EMIS	Students' Feedback	EMIS	10	7.57
			Results	80%	40	32
	Even Semester	S1: AICE	Students' Feedback	AICE	10	7.74
			Results	96.5	40	39.27
		S2: AICE	Students' Feedback	AICE	10	7.74
Results			96.5	40	39.27	
Knowledge Updation (NPTEL / SWAYAM / MOOC etc)			10	-		
Students' Skill Development Activities	Value Added Courses Conducted by Faculty (2 points for 6 hours)			10	-	
	Co-curricular activities participation by mentoring Students Participation : 41 - 50% - 5points >50%, for each 10% 1 point Prizes: I/II/III - 10/5/2			20	-	
	Students Project Achievements / Participation (State Level - I/II/III - 10/5/2 National Level - I/II/III - 20/10/5)		Project Participation ①	20	5	


 PRINCIPAL
 K. S. R. INSTITUTE FOR
 ENGINEERING AND TECHNOLOGY,
 K. S. B. KAVRACER,
 TIRUCHENGODE - 637 215,
 NAMAKKAL Dt, TAMIL NADU.

Administrative Activities	FDP/Wokshop/Seminar/ Value Added Course Organized (10 points each, Max 2 faculty)		10	1
	Administrative Responsibilities Taken (Class Advisor, Cell coordinators, etc.) (Each 10 points)	Admission Handler	30	30
Research and Development Activities	Programmes Attended / Keynote Speaker / Guest Lecture in Programmes (Regional Level – 3 Points National Level – 5 points International Level – 10 points)	KSR 17 (GL) R-L-1	10	3
	Programme/Project proposals Submitted to Funding Agency (Each 2 points, Max 3 persons)		10	1
	Fund Sanction (<1 Lakh – 5 points >1Lakh – 10 points)		10	1
	Technical Journal / Book Publications Updated List – 20 points SCI indexed/Annexure II – 10 points NJ / IC - 5 points NC – 3 point Per Book – 10 points	NJ - 1	20	10
	Total		350	221.16

[Signature]
Signature of Faculty

	Self Appraisal by Faculty		350	221.16
Rating by HOD	Dedication & Hard work		10	9
	Taking responsibility by self		10	9
	Involvement towards department/institution development		10	9
	Completion of work on time without follow up		10	9
	Rating by Principal / Management	<i>[Signature]</i>	10	9
	Overall Total	K. S. N. INSTITUTE FOR ENGINEERING AND TECHNOLOGY K. S. P. PALP NAGAR, TIRUCHENGODE - 637 215, NAMAKKAL Dt, TAMIL NADU.	400	260.16

HOD

PRINCIPAL

FACULTY PERFORMANCE APPRAISAL SCORE SHEET

S. No.	Category	Max. Score	Score Obtained	% of score obtained
1.	Academic Activities	210	173	82
2.	Students Skill Development Activities	50	5	10
3.	Administrative Activities	40	30	75
4.	Research and Development Activities	50	10	20
5.	Rating by HOD and Principal	50	45	90
Consolidated Score %				667
Overall Performance				Good

Note:

Overall Performance is generated based on the following conditions:

If total consolidated score % is 85 % and above then the result is **EXCELLENT**


If total consolidated score % is 75% and above and below 85% then the result is **VERY GOOD**

If total consolidated score % is 60% and above and below 75% then the result is **GOOD**

If total consolidated score % is 55% and above and below 60% then the result is **SATISFACTORY**

If total consolidate

ed score % is below 55% then the result is **POOR**


PRINCIPAL,
K. S. R. INSTITUTE FOR
ENGINEERING AND TECHNOLOGY,
K. S. R. NALMANGAR,
TIRUCHENGODE - 637 215,
NAMAKKAL DI, TAMIL NADU.


DEPARTMENT OF MECHANICAL ENGINEERING

FACULTY PERFORMANCE APPRAISAL

ACADEMIC YEAR: 2018-19

Date: 27.8.19

Category	Name of the Faculty	Dept.:	Mechanical			
	Designation	Data	Max Score	Actual Score		
Academic Activities	A. MOHANRAJ					
	Subjects Handled					
	Odd Semester	S1: MT-1	Students' Feedback	8.02	10	8.02
			Results	67	40	26.8
		S2:	Students' Feedback		10	8.02
			Results		40	26.8
	Even Semester	S1: VCM	Students' Feedback		10	8.14
			Results	86.5	40	34.8
		S2: VCM	Students' Feedback		10	8.14
			Results		40	34.8
Knowledge Updation (NPTEL / SWAYAM / MOOC etc)			10			
Students' Skill Development Activities	Value Added Courses Conducted by Faculty (2 points for 6 hours)		10			
	Co-curricular activities participation by mentoring Students Participation : 41 - 50% - 5points >50%, for each 10% 1 point Prizes: I/II/III - 10/5/2		3/26	20	2	
	Students Project Achievements / Participation (State Level - I/II/III - 10/5/2 National Level - I/II/III - 20/10/5)		Report participation (1)	20	5	


 PRINCIPAL
 K. S. R. INSTITUTE FOR
 ENGINEERING AND TECHNOLOGY,
 K. S. R. PALLY ROAD,
 TIRUCHENGODE - 637 215,
 NAMAKKAL DISTRICT, TAMIL NADU.

FACULTY PERFORMANCE APPRAISAL SCORE SHEET

S. No.	Category	Max. Score	Score Obtained	% of score obtained
1.	Academic Activities	210	156	74
2.	Students Skill Development Activities	50	7	14
3.	Administrative Activities	40	30	75
4.	Research and Development Activities	50	5	10
5.	Rating by HOD and Principal	50	44	88
Consolidated Score %				64.7
Overall Performance				Good

Note:

Overall Performance is generated based on the following conditions:

If total consolidated score % is 85 % and above then the result is **EXCELLENT**


If total consolidated score % is 75% and above and below 85% then the result is **VERY GOOD**

If total consolidated score % is 60% and above and below 75% then the result is **GOOD**

If total consolidated score % is 55% and above and below 60% then the result is **SATISFACTORY**

If total consolidate

ed score % is below 55% then the result is **POOR**


PRINCIPAL
K. S. R. KALVI NADAR FOR
ENGINEERING AND TECHNOLOGY,
K. S. R. KALVI NADAR,
TIRUCHINGODE - 637 215,
NAMANKAL DI, TAMIL NADU.

DEPARTMENT OF MECHANICAL ENGINEERING

FACULTY PERFORMANCE APPRAISAL

ACADEMIC YEAR: 2017 - 2018

Date: 8/8/18

Category	Name of the Faculty	Dept.:	MECHANICAL			
	Designation	Data	Max Score	Actual Score		
Academic Activities	Dr. R. RAJARAM NARAYANAN					
	PROFESSOR					
	Subjects Handled					
	Odd Semester	S1: CIM	Students' Feedback	8.90	10	5.90
			Results	77	40	30.8
		S2:	Students' Feedback	8.90	10	8.90
			Results	77	40	30.8
	Even Semester	S1: POM	Students' Feedback	8.68	10	8.68
			Results	96.36	40	38.4
		S2:	Students' Feedback	8.68	10	8.68
			Results	96.36	40	38.4
	Knowledge Updation (NPTEL / SWAYAM / MOOC etc)			NPTEL VIDEOS	10	5
Students' Skill Development Activities	Value Added Courses Conducted by Faculty (2 points for 6 hours)			10		
	Co-curricular activities participation by mentoring Students Participation : 41 - 50% - 5points >50%, for each 10% 1 point Prizes: I/II/III - 10/5/2		36.12%	20	4	
	Students Project Achievements / Participation (State Level - I/II/III - 10/5/2 National Level - I/II/III - 20/10/5)		Participation - 1	20	5	

PRINCIPAL
K. S. R. INSTITUTE FOR
ENGINEERING AND TECHNOLOGY,
K. S. R. HALL, TIRUCHENGODE,
TIRUCHENGODE - 637 215,
NAMAKKAL Dt, TAMIL NADU.

Administrative Activities	FDP/Wokshop/Seminar/ Value Added Course Organized (10 points each, Max 2 faculty)	Workshop	10	10
	Administrative Responsibilities Taken (Class Advisor, Cell coordinators, etc.) (Each 10 points)	Enquiry NBA	30	30
Research and Development Activities	Programmes Attended / Keynote Speaker / Guest Lecture in Programmes (Regional Level – 3 Points National Level – 5 points International Level – 10 points)	WS-1	10	10
	Programme/Project proposals Submitted to Funding Agency (Each 2 points, Max 3 persons)		10	
	Fund Sanction (<1 Lakh – 5 points >1Lakh – 10 points)		10	
	Technical Journal / Book Publications Updated List – 20 points SCI indexed/Annexure II – 10 points NJ / IC - 5 points NC – 3 point Per Book – 10 points		20	
	Total		350	230.5

Rajaram
Signature of Faculty

	Self Appraisal by Faculty	350	230.56
Rating by HOD	Dedication & Hard work	10	9
	Taking responsibility by self	10	10
	Involvement towards department/institution development	10	10
	Completion of work on time without follow up	10	9
	Rating by Principal / Management	10	9
	Overall Total	400	277.56

[Signature]
HOD

K. S. R. POLY TECHNOLOGY,
K. S. R. POLY AGAR,
TIRUCHENGODE - 637 215,
NAMAKKAL DL, TAMIL NADU.

[Signature]

[Signature]
PRINCIPAL

FACULTY PERFORMANCE APPRAISAL SCORE SHEET

S. No.	Category	Max. Score	Score Obtained	% of score obtained
1.	Academic Activities	210	178.56	85.02
2.	Students Skill Development Activities	50	9	18
3.	Administrative Activities	40	40	100
4.	Research and Development Activities	50	3	6%
5.	Rating by HOD and Principal	50	47	94%
Consolidated Score %				69.39
Overall Performance				GOOD

Note:

Overall Performance is generated based on the following conditions:


If total consolidated score % is 85 % and above then the result is **EXCELLENT**

If total consolidated score % is 75% and above and below 85% then the result is **VERY GOOD**

If total consolidated score % is 60% and above and below 75% then the result is **GOOD**

If total consolidated score % is 55% and above and below 60% then the result is **SATISFACTORY**

If total consolidated score % is below 55% then the result is **POOR**


 PRINCIPAL,
 K. S. R. INSTITUTE FOR
 ENGINEERING AND TECHNOLOGY,
 K. S. R. KALATHURAGAR,
 TIRUCHENGOORE - 637 215,
 NAINITAL, TAMIL NADU.

DEPARTMENT OF MECHANICAL ENGINEERING

FACULTY PERFORMANCE APPRAISAL

ACADEMIC YEAR: 2017-18

Date: 8/8/18

Category	Name of the Faculty	S. Pennusamy		Dept.:	Mechanical		
	Designation	Assistant Professor		Data	Max Score	Actual Score	
Academic Activities	Subjects Handled						
	Odd Semester	S1: EG	Students' Feedback	8.98	10	8.98	
			Results	94.23	40	37.6	
		S2:	Students' Feedback	8.98	10	8.98	
			Results	94.23	40	37.6	
	Even Semester	S1: KOM	Students' Feedback	7.54	10	7.54	
			Results	55.6	40	2.2	
		S2:	Students' Feedback	7.54	10	7.54	
			Results	55.6	40	2.2	
	Knowledge Updation (NPTEL / SWAYAM / MOOC etc)					10	
Students' Skill Development Activities	Value Added Courses Conducted by Faculty (2 points for 6 hours)					10	
	Co-curricular activities participation by mentoring Students Participation : 41 - 50% - 5points >50%, for each 10% 1 point Prizes: I/II/III - 10/5/2				37.5%	20	4
	Students Project Achievements / Participation (State Level - I/II/III - 10/5/2 National Level - I/II/III - 20/10/5)				Project Participation	20	5


PRINCIPAL,
K. S. R. INSTITUTE FOR
ENGINEERING AND TECHNOLOGY,
K. S. R. KALMIA ROAD,
TIRUCHENGODE - 637 215,
NAMAKKAL DISTRICT, TAMIL NADU.

Administrative Activities	FDP/Wokshop/Seminar/ Value Added Course Organized (10 points each, Max 2 faculty)	Work Shop	10	5
	Administrative Responsibilities Taken (Class Advisor, Cell coordinators, etc.) (Each 10 points)	CA EC Finance Coordinator CENVAE, VAC	30	30
Research and Development Activities	Programmes Attended / Keynote Speaker / Guest Lecture in Programmes (Regional Level – 3 Points National Level – 5 points International Level – 10 points)	National Workshop-	10	5
	Programme/Project proposals Submitted to Funding Agency (Each 2 points, Max 3 persons)		10	
	Fund Sanction (<1 Lakh – 5 points >1Lakh – 10 points)		10	
	Technical Journal / Book Publications Updated List – 20 points SCI indexed/Annexure II – 10 points NJ / IC - 5 points NC – 3 point Per Book – 10 points		20	
	Total		350	20/24


Signature of Faculty

	Self Appraisal by Faculty		350	20/24
Rating by HOD	Dedication & Hard work		10	88
	Taking responsibility by self		10	88
	Involvement towards department/institution development		10	88
	Completion of work on time without follow up		10	88
	Rating by Principal / Management		10	88
	Overall Total		400	24/24


HOD


PRINCIPAL
K. S. P. INSTITUTE FOR
ENGINEERING AND TECHNOLOGY
K. S. P. ROAD, ANNA
TRICHY CAMPUS - 627 215,
NAMAKKAL DISTRICT, TAMIL NADU.


PRINCIPAL

FACULTY PERFORMANCE APPRAISAL SCORE SHEET

S. No.	Category	Max. Score	Score Obtained	% of score obtained
1.	Academic Activities	210	152.24	72.49
2.	Students Skill Development Activities	50	9	18
3.	Administrative Activities	40	35	87.5
4.	Research and Development Activities	50	5	10
5.	Rating by HOD and Principal	50	40	80
Consolidated Score %				60.3
Overall Performance				GOOD

Note:

Overall Performance is generated based on the following conditions:

If total consolidated score % is 85 % and above then the result is **EXCELLENT**

If total consolidated score % is 75% and above and below 85% then the result is **VERY GOOD**

If total consolidated score % is 60% and above and below 75% then the result is **GOOD**

If total consolidated score % is 55% and above and below 60% then the result is **SATISFACTORY**

If total consolidated score % is below 55% then the result is **POOR**


PRINCIPAL,
K. S. R. INSTITUTE FOR
ENGINEERING AND TECHNOLOGY,
K. S. R. KALVI NAGAR,
TIRUCHENGODE - 637 215,
NANAIKAL DI, TAMIL NADU.

DEPARTMENT OF MECHANICAL ENGINEERING

FACULTY PERFORMANCE APPRAISAL

ACADEMIC YEAR: 2017-18

Date: 8/8/18

Category	Name of the Faculty	R. VASANTHAKUMAR	Dept.:	Mechanical		
	Designation	Assistant Professor	Data	Max Score	Actual Score	
Academic Activities	Subjects Handled					
	Odd Semester	S1:	Students' Feedback	8.98	10	8.98
		EC1	Results	96	40	38.4
			S2:	Students' Feedback	9.47	10
		E9D	Results	81.1	40	32.4
	Even Semester		S1:	Students' Feedback	8.63	10
		AQJP	Results	81.36	40	32.4
			S2:	Students' Feedback	8.63	10
		Results	81.36	40	32.4	
	Knowledge Updation (NPTEL / SWAYAM / MOOC etc)				10	
	Students' Skill Development Activities	Value Added Courses Conducted by Faculty (2 points for 6 hours)			10	
		Co-curricular activities participation by mentoring Students Participation : 41 - 50% - 5points >50%, for each 10% 1 point Prizes: I/II/III – 10/5/2			20	5
Students Project Achievements / Participation (State Level - I/II/III – 10/5/2 National Level – I/II/III – 20/10/5)			20	5		

Principal
KSR Institute for Engineering and Technology
Tiruchengode
8/8/18

Administrative Activities	FDP/Wokshop/Seminar/ Value Added Course Organized (10 points each, Max 2 faculty)	Workshop FDP organized	10	5
	Administrative Responsibilities Taken (Class Advisor, Cell coordinators, etc.) (Each 10 points)	Class Advisor Thermal lab i/c AICTE, AV coordination NBA coordination	30	30
Research and Development Activities	Programmes Attended / Keynote Speaker / Guest Lecture in Programmes (Regional Level – 3 Points National Level – 5 points International Level – 10 points)	Guest lecture - 2	10	5+5
	Programme/Project proposals Submitted to Funding Agency (Each 2 points, Max 3 persons)		10	
	Fund Sanction (<1 Lakh – 5 points >1Lakh – 10 points)		10	
	Technical Journal / Book Publications Updated List – 20 points SCI indexed/Annexure II – 10 points NJ / IC - 5 points NC – 3 point Per Book – 10 points	TJ-1	20	5
	Total		350	231.31

R. S. S.
Signature of Faculty

	Self Appraisal by Faculty	350	231.31
Rating by HOD	Dedication & Hard work	10	10
	Taking responsibility by self	10	9
	Involvement towards department/institution development	10	10
	Completion of work on time without follow up	10	10
	Rating by Principal / Management	10	10
	Overall Total	400	281.31

[Signature]
HOD

[Signature]
PRINCIPAL
K. S. R. INSTITUTE FOR
ENGINEERING AND TECHNOLOGY
K. S. R. INSTITUTE FOR
TIRUCHENGODE - 637 215,
NAMAKKAL Dt, TAMIL NADU.

PRINCIPAL

FACULTY PERFORMANCE APPRAISAL SCORE SHEET

S. No.	Category	Max. Score	Score Obtained	% of score obtained
1.	Academic Activities	210	171.31	81.57
2.	Students Skill Development Activities	50	10	20
3.	Administrative Activities	40	35	87.5
4.	Research and Development Activities	50	15	30
5.	Rating by HOD and Principal	50	49	98
Consolidated Score %				70.07
Overall Performance				GOOD

Note:

Overall Performance is generated based on the following conditions:


If total consolidated score % is 85 % and above then the result is **EXCELLENT**

If total consolidated score % is 75% and above and below 85% then the result is **VERY GOOD**

If total consolidated score % is 60% and above and below 75% then the result is **GOOD**

If total consolidated score % is 55% and above and below 60% then the result is **SATISFACTORY**

If total consolidated score % is below 55% then the result is **POOR**


PRINCIPAL,
K. S. R. INSTITUTE FOR
ENGINEERING AND TECHNOLOGY,
K. S. R. PALAIS CLAR,
TIRUCHENGODE - 637 215,
NAMAKKAL DISTRICT, TAMIL NADU.


DEPARTMENT OF MECHANICAL ENGINEERING

FACULTY PERFORMANCE APPRAISAL

ACADEMIC YEAR: 2017-18

Date: 21/8/18

Category	Name of the Faculty	S. Balamurugan		Dept.:	Mechanical		
	Designation	Asst. professor		Data	Max Score	Actual Score	
Academic Activities	Subjects Handled						
	Odd Semester	S1:	Students' Feedback	8.32	10	8.32	
			MECH ^t Results	88.9	40	35.2	
		S2:	Students' Feedback	8.32	10	8.32	
			Results	88.9	40	35.2	
	Even Semester	S1:	Students' Feedback	8.05	10	8.05	
			DTS Results	96.3%	40	38.4	
		S2:	Students' Feedback	8.05	10	8.05	
			Results	96.3%	40	38.4	
	Knowledge Updation (NPTEL / SWAYAM / MOOC etc)				NPTEL Updation	10	179.94 5
Students' Skill Development Activities	Value Added Courses Conducted by Faculty (2 points for 6 hours)				10		
	Co-curricular activities participation by mentoring Students Participation : 41 - 50% - 5points >50%, for each 10% 1 point Prizes: I/II/III – 10/5/2				56.481	20	6
	Students Project Achievements / Participation (State Level - I/II/III – 10/5/2 National Level – I/II/III – 20/10/5)				Project participation	20	5


 PRINCIPAL,
 K. S. R. INSTITUTE FOR
 ENGINEERING AND TECHNOLOGY,
 K. S. R. VILAS NAGAR,
 TIRUCHENGODE - 637 215,
 NAMAKKAL Dt, TAMIL NADU.

Administrative Activities	FDP/Wokshop/Seminar/ Value Added Course Organized (10 points each, Max 2 faculty)	Workshop organised	10	5
	Administrative Responsibilities Taken (Class Advisor, Cell coordinators, etc.) (Each 10 points)	Mechanics Lab AICTE NAAC	30	30
Research and Development Activities	Programmes Attended / Keynote Speaker / Guest Lecture in Programmes (Regional Level – 3 Points National Level – 5 points International Level – 10 points)	FDP-1	10	5
	Programme/Project proposals Submitted to Funding Agency (Each 2 points, Max 3 persons)		10	
	Fund Sanction (<1 Lakh – 5 points >1Lakh – 10 points)		10	
	Technical Journal / Book Publications Updated List – 20 points SCI indexed/Annexure II – 10 points NJ / IC - 5 points NC – 3 point Per Book – 10 points	National Journal - 1	20	5
	Total		350	240.94

Signature of Faculty

	Self Appraisal by Faculty	350	240.94
Rating by HOD	Dedication & Hard work	10	9
	Taking responsibility by self	10	9
	Involvement towards department/institution development	10	9
	Completion of work on time without follow up	10	9
	Rating by Principal / Management	10	9
	Overall Total	400	285.94

HOD

PRINCIPAL,
K. S. R. INSTITUTE FOR
ENGINEERING & TECHNOLOGY
K. S. R. CAMPUS,
TIRUPUR - 637 215,
NANDIALUR, TAMIL NADU.

PRINCIPAL

FACULTY PERFORMANCE APPRAISAL SCORE SHEET

S. No.	Category	Max. Score	Score Obtained	% of score obtained
1.	Academic Activities	210	184.94	88.6
2.	Students Skill Development Activities	50	11	22
3.	Administrative Activities	40	35	87.5
4.	Research and Development Activities	50	10	20
5.	Rating by HOD and Principal	50	45	90
Consolidated Score %				71.48
Overall Performance				GOOD

Note:

Overall Performance is generated based on the following conditions:


If total consolidated score % is 85 % and above then the result is **EXCELLENT**

If total consolidated score % is 75% and above and below 85% then the result is **VERY GOOD**

If total consolidated score % is 60% and above and below 75% then the result is **GOOD**

If total consolidated score % is 55% and above and below 60% then the result is **SATISFACTORY**

If total consolidated score % is below 55% then the result is **POOR**


PRINCIPAL,
K. S. R. INSTITUTE FOR
ENGINEERING AND TECHNOLOGY,
K. S. R. KALAY NAGAR,
TIRUCHENGODE - 637 215,
NAMAKKAL Dt, TAMIL NADU.

ACADEMIC YEAR: 2016-17

Date: 18.07.2017

Category	Name of the Faculty		Dept.:	Mechanical		
	Designation		Data	Max Score	Actual Score	
Academic Activities	R. SURENDRAN					
	AP					
	Subjects Handled					
	Odd Semester	S1: FM	Students' Feedback	7.97	10	7.97
			Results	86.9	40	34.76
		S2:	Students' Feedback	7.97	10	7.97
			Results	86.9	40	34.76
	Even Semester	S1: FMM	Students' Feedback	8.25	10	8.25
			Results	88.14	40	35.25
		S2: AME	Students' Feedback	8.25	10	8.25
Results			88.14	40	35.25	
Knowledge Updation (NPTEL / SWAYAM / MOOC etc)			NPTEL videos	10	5	
Students' Skill Development Activities	Value Added Courses Conducted by Faculty (2 points for 6 hours)			10		
	Co-curricular activities participation by mentoring Students Participation : 41 - 50% - 5points >50%, for each 10% 1 point Prizes: I/II/III - 10/5/2		54%	20	5	
	Students Project Achievements / Participation (State Level - I/II/III - 10/5/2 National Level - I/II/III - 20/10/5)		Project Presentation		20	5

PRINCIPAL,
K. S. R. INSTITUTE FOR
ENGINEERING AND TECHNOLOGY,
K. S. R. KALYAN NAGAR,
TIRUCHENGODE - 637 215,
NAMAKKAL. DI, TAMIL NADU.

Administrative Activities	FDP/Wokshop/Seminar/ Value Added Course Organized (10 points each, Max 2 faculty)	Workshop FDP	10	5
	Administrative Responsibilities Taken (Class Advisor, Cell coordinators, etc.) (Each 10 points)	CA FDP Coordinators Building Cultural/Coordinators	30	30 30
Research and Development Activities	Programmes Attended / Keynote Speaker / Guest Lecture in Programmes (Regional Level – 3 Points National Level – 5 points International Level – 10 points)		10	
	Programme/Project proposals Submitted to Funding Agency (Each 2 points, Max 3 persons)	ISRO-1	10	2
	Fund Sanction (<1 Lakh – 5 points >1Lakh – 10 points)		10	
	Technical Journal / Book Publications Updated List – 20 points SCI indexed/Annexure II – 10 points NJ / IC - 5 points NC – 3 point Per Book – 10 points		20	
	Total		350	224.46

Signature of Facu

	Self Appraisal by Faculty	350	224.46
Rating by HOD	Dedication & Hard work	10	9
	Taking responsibility by self	10	8
	Involvement towards department/institution development	10	8
	Completion of work on time without follow up	10	8
	Rating by Principal / Management	10	8
	Overall Total	400	285.46

HOD

PRINCIPAL

FACULTY PERFORMANCE APPRAISAL SCORE SHEET I

S. No.	Category	Max. Score	Score Obtained	% of score obtained
1.	Academic Activities	210	177.46	84.52
2.	Students Skill Development Activities	50	10	20
3.	Administrative Activities	40	40	100
4.	Research and Development Activities	50	2	4
5.	Rating by HOD and Principal	50	41	82
Consolidated Score %				66.36
Overall Performance				GOOD

Note:

Overall Performance is generated based on the following conditions:


If total consolidated score % is 85 % and above then the result is **EXCELLENT**

If total consolidated score % is 75% and above and below 85% then the result is **VERY GOOD**

If total consolidated score % is 60% and above and below 75% then the result is **GOOD**

If total consolidated score % is 55% and above and below 60% then the result is **SATISFACTORY**

If total consolidated score % is below 55% then the result is **POOR**


PRINCIPAL,
K. S. R. ASSTITUTE FOR
ENGINEERING AND TECHNOLOGY,
K. S. R. IYAN NAGAR,
TIRUCHENGODE - 637 215,
NAMANGAL, DIST, TAMIL NADU.


DEPARTMENT OF MECHANICAL ENGINEERING

FACULTY PERFORMANCE APPRAISAL

ACADEMIC YEAR: 2016-17


Date: 18.01.2017

Category	Name of the Faculty	Dept.:	Mechanical			
	A. Mohanraj					
	Designation	AP	Data	Max Score	Actual Score	
Academic Activities	Subjects Handled					
	Odd Semester	S1:	Students' Feedback	8.60	10	8.60
		EC1	Results	86.4	40	34.56
			S2:	Students' Feedback	8.60	10
		Even Semester	K0M	Results	86.4	40
	S1:			Students' Feedback	8.16	10
	Even Semester	K0M	Results	77.97	40	33.17
			S2:	Students' Feedback	8.46	10
	Even Semester	K0M	Results	77.54	40	33.17
			Knowledge Updation (NPTEL / SWAYAM / MOOC etc)			10
Students' Skill Development Activities	Value Added Courses Conducted by Faculty (2 points for 6 hours)			10		
	Co-curricular activities participation by mentoring Students Participation : 41 - 50% - 5points >50%, for each 10% 1 point Prizes: I/II/III – 10/5/2			50%	20	5
	Students Project Achievements / Participation (State Level - I/II/III – 10/5/2 National Level – I/II/III – 20/10/5)				20	


 PRINCIPAL
 KSR INSTITUTE FOR
 ENGINEERING AND TECHNOLOGY,
 K. S. R. COLLEGE ROAD,
 TIRUCHENGODE - 637 215,
 NAMAGAL DA, TAMIL NADU.

Administrative Activities	FDP/Wokshop/Seminar/ Value Added Course Organized (10 points each, Max 2 faculty)	Wokshop-1	10	5
	Administrative Responsibilities Taken (Class Advisor, Cell coordinators, etc.) (Each 10 points)	PPT-1 Cash Budget Empowerment NSS, VPC BDM, SOP	30	30
Research and Development Activities	Programmes Attended / Keynote Speaker / Guest Lecture in Programmes (Regional Level – 3 Points National Level – 5 points International Level – 10 points)		10	10
	Programme/Project proposals Submitted to Funding Agency (Each 2 points, Max 3 persons)	SEPC-1	10	2
	Fund Sanction (<1 Lakh – 5 points >1Lakh – 10 points)		10	
	Technical Journal / Book Publications Updated List – 20 points SCI indexed/Annexure II – 10 points NJ / IC - 5 points NC – 3 point Per Book – 10 points		20	
	Total		350	221.58


Signature of Faculty

	Self Appraisal by Faculty		350	221.58
Rating by HOD	Dedication & Hard work		10	9
	Taking responsibility by self		10	9
	Involvement towards department/institution development		10	9
	Completion of work on time without follow up		10	8
	Rating by Principal / Management		10	9
	Overall Total		400	261.58


HOD

PRINCIPAL
K. S. R. N. ENGINEERING AND TECHNOLOGY
K. S. R. N. COLLEGE NAGAR,
TIRUCHENGOORE - 637 210
NAMAIGAL DI, TAMIL NADU.


PRINCIPAL

FACULTY PERFORMANCE APPRAISAL SCORE SHEET

S. No.	Category	Max. Score	Score Obtained	% of score obtained
1.	Academic Activities	210	169.58	80.71
2.	Students Skill Development Activities	50	5	10
3.	Administrative Activities	40	35	87.5
4.	Research and Development Activities	50	12	24
5.	Rating by HOD and Principal	50	44	88
Consolidated Score %				66.39
Overall Performance				Good

Note:

Overall Performance is generated based on the following conditions:


If total consolidated score % is 85 % and above then the result is **EXCELLENT**

If total consolidated score % is 75% and above and below 85% then the result is **VERY GOOD**

If total consolidated score % is 60% and above and below 75% then the result is **GOOD**

If total consolidated score % is 55% and above and below 60% then the result is **SATISFACTORY**

If total consolidated score % is below 55% then the result is **POOR**


PRINCIPAL,
K. S. R. J. T. FOR
ENGINEERING AND TECHNOLOGY,
K. S. R. KALINAKKAL,
TIRUCHENGODE - 647 215,
NAMAKKAL DISTRICT, TAMIL NADU.

DEPARTMENT OF MECHANICAL ENGINEERING

FACULTY PERFORMANCE APPRAISAL

ACADEMIC YEAR: 2016-17

Date: 18.07.2017

Category	Name of the Faculty	Dept.:				
	P. MANIKANDAN		MECHANICAL			
	Designation	Assistant Professor	Data	Max Score	Actual Score	
Academic Activities	Subjects Handled					
	Odd Semester	S1:	Students' Feedback	8.43	10	8.43
		PPCE	Results	94.12	40	37.64
			S2:	Students' Feedback	8.43	10
		Even Semester	EM	Results	8.12 8.65	10
	S2:			Students' Feedback	8.12	10
	S2:		Results	61.2	40	24.48
			Knowledge Updation (NPTEL / SWAYAM / MOOC etc)			10
	Students' Skill Development Activities	Value Added Courses Conducted by Faculty (2 points for 6 hours)			10	
		Co-curricular activities participation by mentoring Students Participation : 41 - 50% - 5points >50%, for each 10% 1 point Prizes: I/II/III – 10/5/2			20	5
		Students Project Achievements / Participation (State Level - I/II/III – 10/5/2 National Level – I/II/III – 20/10/5)			20	5


PRINCIPAL,
K. S. R. INSTITUTE FOR
ENGINEERING AND TECHNOLOGY,
K. S. R. KANJI NAGAR,
TIRUCHENGODE - 637 215,
NARANKAL DA, TAMIL NADU.

Administrative Activities	FDR/ Workshop/Seminar/ Value Added Course Organized (10 points each, Max 2 faculty)	work shop -1	10	5
	Administrative Responsibilities Taken (Class Advisor, Cell coordinators, etc.) (Each 10 points)	Mentor Research Admission Exam cell	30	30
Research and Development Activities	Programmes Attended / Keynote Speaker / Guest Lecture in Programmes (Regional Level – 3 Points National Level – 5 points International Level – 10 points)	NWS-1	10	5
	Programme/Project proposals Submitted to Funding Agency (Each 2 points, Max 3 persons)	ARDB-1	10	2
	Fund Sanction (<1 Lakh – 5 points >1Lakh – 10 points)		10	
	Technical Journal / Book Publications Updated List – 20 points SCI indexed/Annexure II – 10 points NJ / IC - 5 points NC – 3 point Per Book – 10 points		20	
	Total		350	209.34

Signature of Facu.

	Self Appraisal by Faculty	350	209.34
Rating by HOD	Dedication & Hard work	10	9
	Taking responsibility by self	10	9
	Involvement towards department/institution development	10	9
	Completion of work on time without follow up	10	9
	Rating by Principal / Management	10	9
	Overall Total	400	257.34

HOD


 PRINCIPAL,
 K. S. P. INSTITUTE FOR
 ENGINEERING AND TECHNOLOGY,
 K. S. P. HALI PADAR,
 TIRUCHENGODE - 637 215,
 NAMAKKAL DI, TAMIL NADU.

PRINCIPAL

FACULTY PERFORMANCE APPRAISAL SCORE SHEET

S. No.	Category	Max. Score	Score Obtained	% of score obtained
1.	Academic Activities	210	157.34	74.92
2.	Students Skill Development Activities	50	10	20
3.	Administrative Activities	40	35	87.5
4.	Research and Development Activities	50	7	14
5.	Rating by HOD and Principal	50	45	90
Consolidated Score %				63.58
Overall Performance				GOOD

Note:

Overall Performance is generated based on the following conditions:


If total consolidated score % is 85 % and above then the result is **EXCELLENT**

If total consolidated score % is 75% and above and below 85% then the result is **VERY GOOD**

If total consolidated score % is 60% and above and below 75% then the result is **GOOD**

If total consolidated score % is 55% and above and below 60% then the result is **SATISFACTORY**

If total consolidated score % is below 55% then the result is **POOR**


PRINCIPAL,
K. S. R. INSTITUTE FOR
ENGINEERING AND TECHNOLOGY,
K. S. R. KALVELLUR,
TIRUCHENGODE - 637 213,
NARAYANAPURAM, TAMIL NADU.

DEPARTMENT OF MECHANICAL ENGINEERING

FACULTY PERFORMANCE APPRAISAL

ACADEMIC YEAR: 2016-17

Date: 18.07.2017

Category	Name of the Faculty	Dept.:				
Designation		Data	Max Score	Actual Score		
Academic Activities	K. UMA.					
	Assistant professor					
	Subjects Handled					
	Odd Semester	S1: EC	Students' Feedback	8.60	10	8.60
			Results	88	40	35.2
		S2:	Students' Feedback	8.60	10	8.6
			Results	88%	40	35.2
	Even Semester	S1: EMM	Students' Feedback	7.68	10	7.68
			Results	83.33	40	33.33
		S2:	Students' Feedback	7.68	10	7.6
Results			83.33	40	33.33	
Knowledge Updation (NPTEL / SWAYAM / MOOC etc)		NPTEL video	10	5		
Students' Skill Development Activities	Value Added Courses Conducted by Faculty (2 points for 6 hours)			10		
	Co-curricular activities participation by mentoring Students Participation : 41 - 50% - 5points >50%, for each 10% 1 point Prizes: I/II/III - 10/5/2		58%	20	6	
	Students Project Achievements / Participation (State Level - I/II/III - 10/5/2 National Level - I/II/III - 20/10/5)		Project participation (75)	20	5	

Administrative Activities	Organized (10 points each, Max 2 faculty)		10	
	Administrative Responsibilities Taken (Class Advisor, Cell coordinators, etc.) (Each 10 points)	CA Somlab etc. etc.	30	30
Research and Development Activities	Programmes Attended / Keynote Speaker / Guest Lecture in Programmes (Regional Level – 3 Points National Level – 5 points International Level – 10 points)		10	
	Programme/Project proposals Submitted to Funding Agency (Each 2 points, Max 3 persons)	ARDB-1	10	2
	Fund Sanction (<1 Lakh – 5 points >1Lakh – 10 points)		10	
	Technical Journal / Book Publications Updated List – 20 points SCI indexed/Annexure II – 10 points NJ / IC - 5 points NC – 3 point Per Book – 10 points		20	
	Total		350	217.6

Signature of Faculty

	Self Appraisal by Faculty	350	217.6
Rating by HOD	Dedication & Hard work	10	9
	Taking responsibility by self	10	9
	Involvement towards department/institution development	10	9
	Completion of work on time without follow up	10	8
	Rating by Principal / Management	10	9
	Overall Total	400	261.6

HOD

PRINCIPAL
K. S. R. KALITAGAR,
TIRUCHENGOODE - 627 215,
NAMAKKAL DI, TAMIL NADU.

PRINCIPAL

FACULTY PERFORMANCE APPRAISAL SCORE SHEET

S. No.	Category	Max. Score	Score Obtained	% of score obtained
1.	Academic Activities	210	174.6	83.14
2.	Students Skill Development Activities	50	11	22
3.	Administrative Activities	40	30	75
4.	Research and Development Activities	50	2	4
5.	Rating by HOD and Principal	50	44	88
Consolidated Score %				65.4
Overall Performance				GOOD

Note:

Overall Performance is generated based on the following conditions:


If total consolidated score % is **85 %** and above then the result is **EXCELLENT**

If total consolidated score % is **75%** and above and below **85%** then the result is **VERY GOOD**

If total consolidated score % is **60%** and above and below **75%** then the result is **GOOD**

If total consolidated score % is **55%** and above and below **60%** then the result is **SATISFACTORY**

If total consolidated score % is below **55%** then the result is **POOR**


 K. S. R. ASHOKAN,
 ENGINEERING AND TECHNOLOGY,
 K. S. R. KALWAKKAN,
 TIRUCHENGODE - 637 215,
 NAMAKKAL Dt, TAMIL NADU.

DEPARTMENT OF MECHANICAL ENGINEERING

FACULTY PERFORMANCE APPRAISAL

ACADEMIC YEAR: 2015-16

Date: 9/8/16

Category	Name of the Faculty	Dept.:	MECHANICAL			
Designation		Data	Max Score	Actual Score		
Academic Activities	D.P. KULANDAIYELU					
	PROFESSOR					
	Subjects Handled					
	Odd Semester	S1: CAD	Students' Feedback	8.42	10	8.42
			Results	66.66	40	26.66
		S2:	Students' Feedback	8.42	10	8.42
			Results	66.66	40	26.66
	Even Semester	S1: AME	Students' Feedback	7.82	10	7.82
			Results	66.66	40	26.66
		S2:	Students' Feedback	7.82	10	7.82
Results			66.66	40	26.66	
Knowledge Updation (NPTEL / SWAYAM / MOOC etc)		NPTEL	10	5		
Students' Skill Development Activities	Value Added Courses Conducted by Faculty (2 points for 6 hours)			10		
	Co-curricular activities participation by mentoring Students Participation : 41 - 50% - 5points >50%, for each 10% 1 point Prizes: I/II/III – 10/5/2			20		
	Students Project Achievements / Participation (State Level - I/II/III – 10/5/2 National Level – I/II/III – 20/10/5)		Project Participation		20	5

Administrative Activities	FDP/WOKSNOP/Seminar/ Value Added Course Organized (10 points each, Max 2 faculty)	Workshop FDP	10	15
	Administrative Responsibilities Taken (Class Advisor, Cell coordinators, etc.) (Each 10 points)	FDP Coordinators NBA	30	20
Research and Development Activities	Programmes Attended / Keynote Speaker / Guest Lecture in Programmes (Regional Level – 3 Points National Level – 5 points International Level – 10 points)	NWS-1	10	5
	Programme/Project proposals Submitted to Funding Agency (Each 2 points, Max 3 persons)		10	
	Fund Sanction (<1 Lakh – 5 points >1Lakh – 10 points)		10	
	Technical Journal / Book Publications Updated List – 20 points SCI indexed/Annexure II – 10 points NJ / IC - 5 points NC – 3 point Per Book – 10 points		20	
	Total		350	194.04

Signature of Faculty

	Self Appraisal by Faculty		350	194.04
Rating by HOD	Dedication & Hard work		10	9
	Taking responsibility by self		10	9
	Involvement towards department/institution development		10	9
	Completion of work on time without follow up		10	9
	Rating by Principal / Management		10	9
	Overall Total		400	239.04

HOD

PRINCIPAL

S. No.	Category	Max. Score	Score Obtained	% of score obtained
1.	Academic Activities	210	144.04	68.59
2.	Students Skill Development Activities	50	5	10
3.	Administrative Activities	40	40	100
4.	Research and Development Activities	50	5	10
5.	Rating by HOD and Principal	50	45	90
Consolidated Score %				60
Overall Performance				GOOD

Note:

Overall Performance is generated based on the following conditions:

If total consolidated score % is 85 % and above then the result is **EXCELLENT**

If total consolidated score % is 75% and above and below 85% then the result is **VERY GOOD**

If total consolidated score % is 60% and above and below 75% then the result is **GOOD**

If total consolidated score % is 55% and above and below 60% then the result is **SATISFACTORY**

If total consolidated score % is below 55% then the result is **POOR**


PRINCIPAL,
K. S. R. INSTITUTE FOR
ENGINEERING AND TECHNOLOGY,
K. S. R. KALATHUR,
TIRUCHENGODE - 617 215,
NAMAKKAL DT, TAMIL NADU.

DEPARTMENT OF MECHANICAL ENGINEERING

FACULTY PERFORMANCE APPRAISAL

ACADEMIC YEAR: 2015-16

Date: 31/8/16

Category	Name of the Faculty	Dept.:				
Designation	Data	Max Score	Actual Score			
Academic Activities	Dr. M. RAJARAM NARAYANAN	MECHANICAL				
	PROFESSOR					
	Subjects Handled					
	Odd Semester	S1:	Students' Feedback	7.84	10	7.84
		IMD	Results	66.66	40	26.64
			S2:	Students' Feedback	7.84	10
		Even Semester	S1:	Results	66.66	40
	S2:			Students' Feedback	8.46	10
	DMEAE		Results	66.66	40	26.64
			S2:	Results	66.66	40
Knowledge Updation (NPTEL / SWAYAM / MOOC etc)		NPTEL	10	5		
Students' Skill Development Activities	Value Added Courses Conducted by Faculty (2 points for 6 hours)			10		
	Co-curricular activities participation by mentoring Students Participation : 41 - 50% - 5points >50%, for each 10% 1 point Prizes: I/II/III – 10/5/2		66%	20	6	
	Students Project Achievements / Participation (State Level - I/II/III – 10/5/2 National Level – I/II/III – 20/10/5)		Project Participation	20	5	

Administrative Activities	FDP/Wokshop/Seminar/ Value Added Course Organized (10 points each, Max 2 faculty)		10	
	Administrative Responsibilities Taken (Class Advisor, Cell coordinators, etc.) (Each 10 points)	Engg NBA CIO	30	20
Research and Development Activities	Programmes Attended / Keynote Speaker / Guest Lecture in Programmes (Regional Level – 3 Points National Level – 5 points International Level – 10 points)	FDP -1	10	5
	Programme/Project proposals Submitted to Funding Agency (Each 2 points, Max 3 persons)		10	
	Fund Sanction (<1 Lakh – 5 points >1Lakh – 10 points)		10	
	Technical Journal / Book Publications Updated List – 20 points SCI indexed/Annexure II – 10 points NJ / IC - 5 points NC – 3 point Per Book – 10 points		20	
	Total		350	180.16

Signature of Facul

	Self Appraisal by Faculty	350	180.16
Rating by HOD	Dedication & Hard work	10	9
	Taking responsibility by self	10	9
	Involvement towards department/institution development	10	9
	Completion of work on time without follow up	10	9
	Rating by Principal / Management	10	9
	Overall Total	400	295.16

HOD

PRINCIPAL

FACULTY PERFORMANCE APPRAISAL SCORE SHEET

S. No.	Category	Max. Score	Score Obtained	% of score obtained
1.	Academic Activities	210	144.16	68.6
2.	Students Skill Development Activities	50	11	22
3.	Administrative Activities	40	20	50
4.	Research and Development Activities	50	5	10
5.	Rating by HOD and Principal	50	45	90
Consolidated Score %				56.29
Overall Performance				SATISFACTORY

Note:

Overall Performance is generated based on the following conditions:


If total consolidated score % is 85 % and above then the result is **EXCELLENT**

If total consolidated score % is 75% and above and below 85% then the result is **VERY GOOD**

If total consolidated score % is 60% and above and below 75% then the result is **GOOD**

If total consolidated score % is 55% and above and below 60% then the result is **SATISFACTORY**

If total consolidated score % is below 55% then the result is **POOR**


PRINCIPAL
K. S. R. INSTITUTE FOR
ENGINEERING AND TECHNOLOGY,
K. S. R. KALVE NAGAR,
TIRUCHENGODE - 637 215,
NAMAKKAL Dt, TAMIL NADU.

DEPARTMENT OF MECHANICAL ENGINEERING

FACULTY PERFORMANCE APPRAISAL

ACADEMIC YEAR: 2015-2016

Date: 9/8/16

Category	Name of the Faculty	Dept.:				
	P. CROFNATH		MECHANICAL			
	Designation	ASSISTANT PROFESSOR	Data	Max Score	Actual Score	
Academic Activities	Subjects Handled					
	Odd Semester	S1:	Students' Feedback	9.58	10	9.58
		PFE	Results	98.5	40	39.4
			S2:	Students' Feedback	9.58	10
			Results	98.5	40	39.4
	Even Semester		S1:	Students' Feedback	7.72	10
		VCM	Results	97	40	38.8
			S2:	Students' Feedback	7.72	10
			Results	97	40	38.8
	Knowledge Updation (NPTEL / SWAYAM / MOOC etc)			NPTEL videos	10	5
Students' Skill Development Activities	Value Added Courses Conducted by Faculty (2 points for 6 hours)			10		
	Co-curricular activities participation by mentoring Students Participation : 41 - 50% - 5points >50%, for each 10% 1 point Prizes: I/II/III – 10/5/2			20		
	Students Project Achievements / Participation (State Level - I/II/III – 10/5/2 National Level – I/II/III – 20/10/5)			20	5	

Project Participation
K. S. R. INSTITUTE FOR ENGINEERING AND TECHNOLOGY, TIRUCHENGODE - 637 215, NAMAKKAL DISTRICT, TAMIL NADU.

Administrative Activities	FDP/Wokshop/Seminar/ Value Added Course Organized (10 points each, Max 2 faculty)	Workshop	10	5
	Administrative Responsibilities Taken (Class Advisor, Cell coordinators, etc.) (Each 10 points)	Admission Exercise Time table Warden	30	30
Research and Development Activities	Programmes Attended / Keynote Speaker / Guest Lecture in Programmes (Regional Level – 3 Points National Level – 5 points International Level – 10 points)	Nil -	10	5
	Programme/Project proposals Submitted to Funding Agency (Each 2 points, Max 3 persons)		10	
	Fund Sanction (<1 Lakh – 5 points >1Lakh – 10 points)		10	
	Technical Journal / Book Publications Updated List – 20 points SCI indexed/Annexure II – 10 points NJ / IC - 5 points NC – 3 point Per Book – 10 points	Book -	20	10
	Total		350	251

[Signature]
Signature of Facu

	Self Appraisal by Faculty		350	251
Rating by HOD	Dedication & Hard work		10	10
	Taking responsibility by self		10	10
	Involvement towards department/institution development		10	10
	Completion of work on time without follow up	<i>[Signature]</i>	10	10
	Rating by Principal / Management		10	10
	Overall Total		400	301

[Signature]
HOD

[Signature]
PRINCIPAL

FACULTY PERFORMANCE APPRAISAL SCORE SHEET

S. No.	Category	Max. Score	Score Obtained	% of score obtained
1.	Academic Activities	210	196	93.33
2.	Students Skill Development Activities	50	5	10
3.	Administrative Activities	40	35	87.5
4.	Research and Development Activities	50	15	30
5.	Rating by HOD and Principal	50	50	100
Consolidated Score %				75.26
Overall Performance				VERY GOOD

Note:

Overall Performance is generated based on the following conditions:


If total consolidated score % is 85 % and above then the result is **EXCELLENT**

If total consolidated score % is 75% and above and below 85% then the result is **VERY GOOD**

If total consolidated score % is 60% and above and below 75% then the result is **GOOD**

If total consolidated score % is 55% and above and below 60% then the result is **SATISFACTORY**

If total consolidated score % is below 55% then the result is **POOR**


 PRINCIPAL
 K. S. R. INSTITUTE FOR
 ENGINEERING AND TECHNOLOGY,
 K. S. R. MAIN ROAD,
 TIRUCHENGODE - 617 016,
 NAMAKKAL Dt, TAMIL NADU.

DEPARTMENT OF MECHANICAL ENGINEERING

FACULTY PERFORMANCE APPRAISAL

ACADEMIC YEAR: 2015-16


Date: 9/8/16

Category	Name of the Faculty	Dept.:				
	S. Ponnusamy		MECHANICAL			
	Designation	ASSISTANT PROFESSOR.	Data	Max Score	Actual Score	
Academic Activities	Subjects Handled					
	Odd Semester	S1:	Students' Feedback	7.29	10	7.29
		PME	Results	79.4	40	31.76
		S2:	Students' Feedback	8.71	10	8.71
		PPE	Results	100	40	40
	Even Semester	S1:	Students' Feedback	8.25	10	8.25
		Kovv	Results	80	40	32
		S2:	Students' Feedback	8.25	10	8.20
			Results	80	40	32
		Knowledge Updation (NPTEL / SWAYAM / MOOC etc)			10	
	Students' Skill Development Activities	Value Added Courses Conducted by Faculty (2 points for 6 hours)			10	
		Co-curricular activities participation by mentoring Students Participation : 41 - 50% - 5points >50%, for each 10% 1 point Prizes: I/II/III – 10/5/2			20	
Students Project Achievements / Participation (State Level - I/II/III – 10/5/2 National Level – I/II/III – 20/10/5)			20			

PRINCIPAL,
K. S. R. INSTITUTE FOR
ENGINEERING AND TECHNOLOGY,
K. S. R. SALVANAGAR,
TIRUCHENGODE - 637 215,
NAMAKKAL DISTRICT, TAMIL NADU.

Administrative Activities	FDP/Wokshop/Seminar/ Value Added Course Organized (10 points each, Max 2 faculty)		10	
	Administrative Responsibilities Taken (Class Advisor, Cell coordinators, etc.) (Each 10 points)	CENVAE YDR SRAJMP NBA C/O	30	30
Research and Development Activities	Programmes Attended / Keynote Speaker / Guest Lecture in Programmes (Regional Level – 3 Points National Level – 5 points International Level – 10 points)	NC -1	10	3
	Programme/Project proposals Submitted to Funding Agency (Each 2 points, Max 3 persons)		10	
	Fund Sanction (<1 Lakh – 5 points >1Lakh – 10 points)		10	
	Technical Journal / Book Publications Updated List – 20 points SCI indexed/Annexure II – 10 points NJ / IC - 5 points NC – 3 point Per Book – 10 points		20	
	Total		350	201.24

Signature of Facu

	Self Appraisal by Faculty		350	201.24
Rating by HOD	Dedication & Hard work		10	9
	Taking responsibility by self		10	8
	Involvement towards department/institution development		10	9
	Completion of work on time without follow up		10	8
	Rating by Principal / Management		10	8
	Overall Total		400	243.24

HOD

PRINCIPAL

S. No.	Category	Max. Score	Score Obtained	% of score obtained
1.	Academic Activities	210	168.24	80.11
2.	Students Skill Development Activities	50	-	-
3.	Administrative Activities	40	30	75
4.	Research and Development Activities	50	3	6
5.	Rating by HOD and Principal	50	42	84
Consolidated Score %				60.81
Overall Performance				Good

Note:

Overall Performance is generated based on the following conditions:

If total consolidated score % is 85 % and above then the result is EXCELLENT

If total consolidated score % is 75% and above and below 85% then the result is VERY GOOD

If total consolidated score % is 60% and above and below 75% then the result is GOOD

If total consolidated score % is 55% and above and below 60% then the result is SATISFACTORY

If total consolidated score % is below 55% then the result is POOR


 PRINCIPAL,
 K. S. R. INSTITUTE FOR
 ENGINEERING AND TECHNOLOGY,
 K. S. R. KALVI NAGAR,
 TIRUCHENGODE - 637 215,
 NAMAKKAL Dt, TAMIL NADU.

ACADEMIC YEAR: 2017 - 2018

Date: 28/08/18

Category	Name of the HOD	Dr. P. MEENAKSHI DEVI		Dept.:	IT	
	Designation	Professor & Head		Data	Max Score	Actual Score
Academic Activities	Subjects Handled					
	Odd Semester	Sl:	Students' Feedback	8.76	10	8.76
		CA	Results	79.5	40	31.8
	Even Semester	Sl:	Students' Feedback	8.56	10	8.56
		TQM	Results	77.8	40	31.12
Department Activities	Overall Result in University Examinations [% of pass]			52.1/	50	26
	(No. of students Placed + No. of students admitted to Higher Studies + No. of students turned Entrepreneur) / No. of Final year students			$\frac{(13+11)}{16}$ =93.75/	50	46.8
	No. of Faculty members attended Programs in the CAY (FDP/ STTP/Workshop/ Seminar) Target >=80%			11	10	8.8
	No. of Faculty members undergone Online courses (NPTEL, Udemy, MOOCs etc.) Target >=40%			11	10	10
	No. of Guest Lecture/Workshops / Seminars / Value Added Courses /conference /Symposium/Alumni Meet organized in the CAY Target >=9			16	10	10
	No. of Funding Proposals submitted in the CAY Each 3 points, Max 3 persons			2	10	6
	No. of Faculty members published papers in Conferences / Journals in the CAY Target >=80%			5	10	03
Students' Skill Development Activities	No. of students presented papers in Symposium / No. of students in II and III year Target >= 60 %			$\frac{36}{83}$ =43.1/	10	4.3
	No. of students undergone Inplant Training or Project Internship / No. of students in II,III and IV year Target >= 60%			$\frac{72}{99}$ =73.1/	10	10
	No. of students undergone Online courses (NPTEL,Udemy, MOOC etc / (No of students in II,III and IV year) Target >= 40%			$\frac{42}{99}$ =42.1/	10	10
	No. of students member in professional society / No. of students in II,III and IV year Target >=70%			$\frac{96}{99}$ =97.1/	10	10
	No. of Final year students participated in Project Contests or Published papers in Conferences / Journals Target >=90%			-	10	-
	No. of students participated in Extracurricular activities (Sports, NSS, YRC, etc.) Target >=50%			12	10	1.4
	No. of students participated in Programs (Workshops / Seminars / Value Added Courses) / No. of students in II and III year Target >= 60%			$\frac{79}{83}$ =95.1/	10	10

PRINCIPAL,
K. S. R. INSTITUTE FOR
ENGINEERING AND TECHNOLOGY,
K. S. R. KALVI NAGAR,
TIRUCHENGODE - 637 215,
NAMAKKAL Dt, TAMIL NADU.

Research and Development Activities	Patent applied /Grant (Applied – 2 Points, Grant – 10 points)	-	10	-
	Product Development (Each 10 points)	1	10	10
	Consultancy/ Fund Sanction (<1 Lakh – 5 points >1Lakh – 10 points)	-	10	-
	Technical Journal / Book Publications SCI /Updated List – 20 points Annexure II – 10 points NJ / IC - 5 points NC – 3 point Per Book – 10 points	Book-2 A-1	30	30
	Total		380	275
Self Appraisal by HOD			380	275
Rating by Principal			20	18
Overall Total			400	


PRINCIPAL

HOD PERFORMANCE APPRAISAL SCORE SHEET

S. No.	Category	Max. Score	Score Obtained	% of score obtained
1.	Academic Activities	100	80.24	80.24
2.	Department Activities	150	108.6	72.4
3.	Students Skill Development Activities	70	45.7	65.3
4.	Research and Development Activities	60	40	66.7
5.	Rating by Principal	20		
Consolidated Score %				
Overall Performance				

Note:

Overall Performance is generated based on the following conditions:


If total consolidated score % is 85 % and above then the result is **EXCELLENT**

If total consolidated score % is 75% and above and below 85% then the result is **VERY GOOD**

If total consolidated score % is 60% and above and below 75% then the result is **GOOD**

If total consolidated score % is 55% and above and below 60% then the result is **SATISFACTORY**

If total consolidated score % is below 55% then the result is **POOR**


PRINCIPAL,
K. S. R. INSTITUTE FOR
ENGINEERING AND TECHNOLOGY,
K. S. R. KALVINAGAR,
TIRUCHENGODE - 637 215,
NAMAKKAL Dt, TAMIL NADU.

ACADEMIC YEAR: 2017-2018

Date: 28-08-18

Category	Name of the Faculty	Dept.:				
	Dr. G. MALATHY		IT			
	Designation	Professor	Data	Max Score	Actual Score	
Academic Activities	Subjects Handled					
	Odd Semester	S1: COAD	Students' Feedback	8.77	10	8.77
			Results	71.8	40	28.72
		S2:	Students' Feedback		10	8.77
			Results		40	28.72
	Even Semester	S1: DS	Students' Feedback	8.14	10	8.14
			Results	75	40	30
		S2:	Students' Feedback		10	8.14
			Results		40	30
	Knowledge Updation (NPTEL / SWAYAM / MOOC etc)			—	10	—
	Students' Skill Development Activities	Value Added Courses Conducted by Faculty (2 points for 6 hours)		—	10	—
		Co-curricular activities participation by mentoring Students Participation : 41 - 50% - 5 points >50%, for each 10% 1 point Prizes: I/II/III – 10/5/2		1st Prize	20	10
Students Project Achievements / Participation (State Level - I/II/III – 10/5/2 National Level – I/II/III – 20/10/5)		—	20	—		


 PRINCIPAL,
 K. S. R. INSTITUTE FOR
 ENGINEERING AND TECHNOLOGY,
 K. S. R. KALVI NAGAR,
 TIRUCHENGODE - 637 215,
 NAMAKKAL DI, TAMIL NADU.

Administrative Activities	FDP/Workshop/Seminar/ Value Added Course Organized (10 points each, Max 2 faculty)	Seminars	10	10
	Administrative Responsibilities Taken (Class Advisor, Cell coordinators, etc.) (Each 10 points)	Research talk & Course file coordi nate	30	20
Research and Development Activities	Programmes Attended / Keynote Speaker / Guest Lecture in Programmes (Regional Level – 3 Points National Level – 5 points International Level – 10 points)	National	10	5
	Programme/Project proposals Submitted to Funding Agency (Each 2 points, Max 3 persons)	2	10	4
	Fund Sanction (<1 Lakh – 5 points >1Lakh – 10 points)	20,000	10	5
	Technical Journal / Book Publications Updated List – 20 points SCI indexed/Annexure II – 10 points NJ / IC - 5 points NC – 3 point Per Book – 10 points	IC-1	20	05
	Total		350	210


 Signature of Faculty

	Self Appraisal by Faculty	350	210
Rating by HOD	Dedication & Hard work	10	9
	Taking responsibility by self	10	9
	Involvement towards department/institution development	10	10
	Completion of work on time without follow up	10	9
	Rating by Principal / Management	10	9
	Overall Total	400	256


 HOD


PRINCIPAL,
K. S. R. INSTITUTE FOR
ENGINEERING AND TECHNOLOGY,
K. S. R. KALVI NAGAR,
TIRUCHENGODE - 637 215,
NAMAKKAL Dt, TAMIL NADU. PRINCIPAL

FACULTY PERFORMANCE APPRAISAL SCORE SHEET

S. No.	Category	Max. Score	Score Obtained	% of score obtained
1.	Academic Activities	210	151	72
2.	Students Skill Development Activities	50	10	20
3.	Administrative Activities	40	30	75
4.	Research and Development Activities	50	19	38
5.	Rating by HOD and Principal	50	46	92
Consolidated Score %				64
Overall Performance				GOOD

Note:

Overall Performance is generated based on the following conditions:

If total consolidated score % is **85 %** and above then the result is **EXCELLENT**

If total consolidated score % is **75%** and above and below **85%** then the result is **VERY GOOD**

If total consolidated score % is **60%** and above and below **75%** then the result is **GOOD**

If total consolidated score % is **55%** and above and below **60%** then the result is **SATISFACTORY**

If total consolidated score % is below **55%** then the result is **POOR**


PRINCIPAL,
K. S. R. INSTITUTE FOR
ENGINEERING AND TECHNOLOGY,
K. S. R. KALVI NAGAR,
TIRUCHENGODE - 637 215,
NAMAKKAL Dt, TAMIL NADU.

DEPARTMENT OF INFORMATION TECHNOLOGY

FACULTY PERFORMANCE APPRAISAL

ACADEMIC YEAR: 2017 - 2018

Date: 28.8.2018

Category	Name of the Faculty	Dept.:				
Academic Activities	Designation	Dr. S. Russia	Dept.:			
		Prof. / IT	Data	Max Score	Actual Score	
	Subjects Handled					
	Odd Semester	S1: PDS-II	Students' Feedback	8.04	10	8.04
			Results	86.4	40	34.56
		S2:	Students' Feedback		10	8.04
			Results		40	34.56
	Even Semester	S1: MPMC	Students' Feedback	7.82	10	7.82
			Results	81.4	40	32.56
		S2:	Students' Feedback		10	7.82
Results				40	32.56	
Knowledge Updation (NPTEL / SWAYAM / MOOC etc)			—	10	—	
Students' Skill Development Activities	Value Added Courses Conducted by Faculty (2 points for 6 hours)		—	10	—	
	Co-curricular activities participation by mentoring Students Participation : 41 - 50% - 5points >50%, for each 10% 1 point Prizes: I/II/III – 10/5/2		Participation 44% I prize	20	15	
	Students Project Achievements / Participation (State Level - I/II/III – 10/5/2 National Level – I/II/III – 20/10/5)		—	20	—	


PRINCIPAL,
K. S. R. INSTITUTE FOR
ENGINEERING AND TECHNOLOGY,
K. S. R. KALVI NAGAR,
TIRUCHENGODE - 637 215,
NAMAKKAL Dt, TAMIL NADU.

Administrative Activities	FDP/Workshop/Seminar/ Value Added Course Organized (10 points each, Max 2 faculty)	Seminar 1	10	10
	Administrative Responsibilities Taken (Class Advisor, Cell coordinators, etc.) (Each 10 points)	DAC-Coord Acad. Lead NBA-Coord CA-II-III	30	30
Research and Development Activities	Programmes Attended / Keynote Speaker / Guest Lecture in Programmes (Regional Level – 3 Points National Level – 5 points International Level – 10 points)	National	10	5
	Programme/Project proposals Submitted to Funding Agency (Each 2 points, Max 3 persons)	1	10	2
	Fund Sanction (<1 Lakh – 5 points >1Lakh – 10 points)	20,000 (Rs)	10	5
	Technical Journal / Book Publications Updated List – 20 points SCI indexed/Annexure II – 10 points NJ / IC - 5 points NC – 3 point Per Book – 10 points	IS updated 1	20	20
	Total		350	253


Signature of Faculty

	Self Appraisal by Faculty		350	
Rating by HOD	Dedication & Hard work		10	10
	Taking responsibility by self		10	10
	Involvement towards department/institution development		10	10
	Completion of work on time without follow up		10	10
	Rating by Principal / Management		10	9
	Overall Total		400	302


HOD


PRINCIPAL,
K. S. R. INSTITUTE FOR
ENGINEERING AND TECHNOLOGY,
K. S. R. KALYANAGAR,
TIRUCHENGODE - 637 215,
NAMAIGAL DI, TAMIL NADU.


PRINCIPAL

FACULTY PERFORMANCE APPRAISAL SCORE SHEET

S. No.	Category	Max. Score	Score Obtained	% of score obtained
1.	Academic Activities	210	166	79
2.	Students Skill Development Activities	50	15	30
3.	Administrative Activities	40	40	100
4.	Research and Development Activities	50	32	64
5.	Rating by HOD and Principal	50	49	98
Consolidated Score %				76
Overall Performance				Very Good

Note:

Overall Performance is generated based on the following conditions:

If total consolidated score % is 85 % and above then the result is **EXCELLENT**

If total consolidated score % is 75% and above and below 85% then the result is **VERY GOOD**

If total consolidated score % is 60% and above and below 75% then the result is **GOOD**

If total consolidated score % is 55% and above and below 60% then the result is **SATISFACTORY**

If total consolidated score % is below 55% then the result is **POOR**


PRINCIPAL,
K. S. R. INSTITUTE FOR
ENGINEERING AND TECHNOLOGY,
K. S. R. KALVI NAGAR,
TIRUCHENGODE - 637 215,
NAMAIKAL DI, TAMIL NADU.


ACADEMIC YEAR: 2017-2018

Date: 28/8/18

Category	Name of the Faculty	Dept.:				
Designation		Data	Max Score	Actual Score		
Academic Activities	M. DURGADEVI		IT			
	AP					
	Subjects Handled					
	Odd Semester	S1: DBMS	Students' Feedback	8.54	10	8.54
			Results	86.4	40	34.56
		S2: GCC	Students' Feedback	9.11	10	9.11
			Results	87.5	40	35
	Even Semester	S1: CF	Students' Feedback	8.36	10	8.36
			Results	87.5	40	35
		S2:	Students' Feedback		10	8.36
			Results		40	35
	Knowledge Updation (NPTEL / SWAYAM / MOOC etc)			—	10	—
Students' Skill Development Activities	Value Added Courses Conducted by Faculty (2 points for 6 hours)		—	10	—	
	Co-curricular activities participation by mentoring Students Participation : 41 - 50% - 5points >50%, for each 10% 1 point Prizes: I/II/III – 10/5/2		Prize - 1	20	5	
	Students Project Achievements / Participation (State Level - I/II/III – 10/5/2 National Level – I/II/III – 20/10/5)			20	—	


 PRINCIPAL,
 K. S. R. INSTITUTE FOR
 ENGINEERING AND TECHNOLOGY,
 K. S. R. P. BAGAR,
 TIRUCHENGODE - 637 215,
 NAMAKKAL DI, TAMIL NADU.

Administrative Activities	FDP/Workshop/Seminar/ Value Added Course Organized (10 points each, Max 2 faculty)	Cookshop	10	10
	Administrative Responsibilities Taken (Class Advisor, Cell coordinators, etc.) (Each 10 points)	Example of PAC Magazine FDP CA	30	30
Research and Development Activities	Programmes Attended / Keynote Speaker / Guest Lecture in Programmes (Regional Level – 3 Points National Level – 5 points International Level – 10 points)	—	10	—
	Programme/Project proposals Submitted to Funding Agency (Each 2 points, Max 3 persons)	—	10	—
	Fund Sanction (<1 Lakh – 5 points >1Lakh – 10 points)	—	10	—
	Technical Journal / Book Publications Updated List – 20 points SCI indexed/Annexure II – 10 points NJ / IC - 5 points NC – 3 point Per Book – 10 points	A-T Book - 1	20	20
	Total		350	239


Signature of Faculty

	Self Appraisal by Faculty		350	
Rating by HOD	Dedication & Hard work		10	10
	Taking responsibility by self		10	10
	Involvement towards department/institution development		10	10
	Completion of work on time without follow up		10	10
	Rating by Principal / Management		10	9
	Overall Total		400	288

P. M. 
HOD


PRINCIPAL,
K. S. R. INSTITUTE FOR
ENGINEERING AND TECHNOLOGY,
K. S. R. MAIN NAGAR,
TIRUCHENGAI - 637 219,
NAMAKKAL Dt., TAMIL NADU.
PRINCIPAL

FACULTY PERFORMANCE APPRAISAL SCORE SHEET

S. No.	Category	Max. Score	Score Obtained	% of score obtained
1.	Academic Activities	210	174	83
2.	Students Skill Development Activities	50	5	10
3.	Administrative Activities	40	40	100
4.	Research and Development Activities	50	20	40
5.	Rating by HOD and Principal	50	49	98
Consolidated Score %				72
Overall Performance				GOOD

Note:

Overall Performance is generated based on the following conditions:


If total consolidated score % is 85 % and above then the result is **EXCELLENT**

If total consolidated score % is 75% and above and below 85% then the result is **VERY GOOD**

If total consolidated score % is 60% and above and below 75% then the result is **GOOD**

If total consolidated score % is 55% and above and below 60% then the result is **SATISFACTORY**

If total consolidated score % is below 55% then the result is **POOR**


PRINCIPAL,
K. S. R. INSTITUTE FOR
ENGINEERING AND TECHNOLOGY,
K. S. R. KALVI NAGAR,
TIRUCHENGODE - 637 215,
NAMAKKAL DI, TAMIL NADU.

DEPARTMENT OF INFORMATION TECHNOLOGY

FACULTY PERFORMANCE APPRAISAL

ACADEMIC YEAR: 2017-2018

Date: 28.8.2018

Category	Name of the Faculty	Dept.:				
	S. ARUNPRASATH		IST			
	Designation	AP	Data	Max Score	Actual Score	
Academic Activities	Subjects Handled					
	Odd Semester	S1: GM	Students' Feedback	8.88	10	8.88
			Results	84.6	40	33.84
		S2: IM	Students' Feedback	8.12	10	8.12
			Results	93.8	40	37.52
	Even Semester	S1: AI	Students' Feedback	8.19	10	8.19
			Results	86.1	40	34.44
		S2:	Students' Feedback		10	8.19
			Results		40	34.44
	Knowledge Updation (NPTEL / SWAYAM / MOOC etc)			—	10	—
	Students' Skill Development Activities	Value Added Courses Conducted by Faculty (2 points for 6 hours)		—	10	—
		Co-curricular activities participation by mentoring Students Participation : 41 - 50% - 5points >50%, for each 10% 1 point Prizes: I/II/III – 10/5/2		—	20	—
Students Project Achievements / Participation (State Level - I/II/III – 10/5/2 National Level – I/II/III – 20/10/5)		Participation	20	2		

PRINCIPAL,
K. S. R. INSTITUTE FOR
ENGINEERING AND TECHNOLOGY,
K. S. R. KALVI NAGAR,
TIRUCHENGODE - 637 215,
NAMAKKAL Dt, TAMIL NADU.

Administrative Activities	FDP/Workshop/Seminar/ Value Added Course Organized (10 points each, Max 2 faculty)	Guest lecture Seminar-2	10	10
	Administrative Responsibilities Taken (Class Advisor, Cell coordinators, etc.) (Each 10 points)	ISTE, EOP, IV, CPC etc..	30	30
Research and Development Activities	Programmes Attended / Keynote Speaker / Guest Lecture in Programmes (Regional Level – 3 Points National Level – 5 points International Level – 10 points)	-	10	-
	Programme/Project proposals Submitted to Funding Agency (Each 2 points, Max 3 persons)	-	10	-
	Fund Sanction (<1 Lakh – 5 points >1Lakh – 10 points)	-	10	-
	Technical Journal / Book Publications Updated List – 20 points SCI indexed/Annexure II – 10 points NJ / IC - 5 points NC – 3 point Per Book – 10 points	Book-1	20	10
	Total		350	225.6

Signature
Signature of Faculty

	Self Appraisal by Faculty		350	
Rating by HOD	Dedication & Hard work		10	9
	Taking responsibility by self		10	9
	Involvement towards department/institution development		10	9
	Completion of work on time without follow up		10	9
	Rating by Principal / Management	<i>Signature</i>	10	9
	Overall Total		400	271

P. m s
HOD
22/07/18

PRINCIPAL,
K. S. R. INSTITUTE FOR
ENGINEERING AND TECHNOLOGY,
K. S. R. KALVI NAGAR,
TIRUCHENGODE - 637 215,
NAMAKKAL DISTRICT, TAMIL NADU.

Signature
PRINCIPAL

FACULTY PERFORMANCE APPRAISAL SCORE SHEET

S. No.	Category	Max. Score	Score Obtained	% of score obtained
1.	Academic Activities	210	174	83
2.	Students Skill Development Activities	50	2	4
3.	Administrative Activities	40	40	100
4.	Research and Development Activities	50	10	20
5.	Rating by HOD and Principal	50	45	90
Consolidated Score %				68
Overall Performance				GOOD

Note:

Overall Performance is generated based on the following conditions:

If total consolidated score % is 85 % and above then the result is **EXCELLENT**

If total consolidated score % is 75% and above and below 85% then the result is **VERY GOOD**

If total consolidated score % is 60% and above and below 75% then the result is **GOOD**

If total consolidated score % is 55% and above and below 60% then the result is **SATISFACTORY**

If total consolidated score % is below 55% then the result is **POOR**


PRINCIPAL,
K. S. R. INSTITUTE FOR
ENGINEERING AND TECHNOLOGY,
K. S. R. KALU NAGAR,
TIRUCHENGODE - 637 215,
NAMAKKAL DT, TAMIL NADU.

DEPARTMENT OF INFORMATION TECHNOLOGY

FACULTY PERFORMANCE APPRAISAL


ACADEMIC YEAR: 17-18

Date: 28-08-2018

Category	Name of the Faculty	R. Subasriya		Dept.:	IT		
Academic Activities	Designation	AP		Data	Max Score	Actual Score	
	Subjects Handled						
	Odd Semester	S1: OOPS & DS	Students' Feedback	8.36	10	8.36	
			Results	97.7	40	39.08	
		S2: OOPS & DS	Students' Feedback	8.29	10	8.29	
			Results	95.2	40	38.08	
	Even Semester	S1: DAA	Students' Feedback	8.07	10	8.07	
			Results	68.2	40	27.28	
		S2:	Students' Feedback		10	8.07	
			Results		40	27.28	
Knowledge Updation (NPTEL / SWAYAM / MOOC etc)				-	10	-	
Students' Skill Development Activities	Value Added Courses Conducted by Faculty (2 points for 6 hours)			-	10	-	
	Co-curricular activities participation by mentoring Students Participation : 41 - 50% - 5points >50%, for each 10% 1 point Prizes: I/II/III - 10/5/2			Participation - 44% Prize - 1	20	10	
	Students Project Achievements / Participation (State Level - I/II/III - 10/5/2 National Level - I/II/III - 20/10/5)				20	-	


PRINCIPAL,
K. S. R. INSTITUTE FOR
ENGINEERING AND TECHNOLOGY,
K. S. P. KALVI NAGAR,
TIRUCHENGODE - 637 215,
TAMIL NADU.

Administrative Activities	FDP/Workshop/Seminar/ Value Added Course Organized (10 points each, Max 2 faculty)	Seminars-1	10	10
	Administrative Responsibilities Taken (Class Advisor, Cell coordinators, etc.) (Each 10 points)	Rd D Lead, TT cover & Intra office Memos	30	30
Research and Development Activities	Programmes Attended / Keynote Speaker / Guest Lecture in Programmes (Regional Level – 3 Points National Level – 5 points International Level – 10 points)	National	10	5
	Programme/Project proposals Submitted to Funding Agency (Each 2 points, Max 3 persons)	-	10	-
	Fund Sanction (<1 Lakh – 5 points >1Lakh – 10 points)	-	10	-
	Technical Journal / Book Publications Updated List – 20 points SCI indexed/Annexure II – 10 points NJ / IC - 5 points NC – 3 point Per Book – 10 points	-	20	-
	Total		350	219.5


 Signature of Faculty

	Self Appraisal by Faculty	350	
Rating by HOD	Dedication & Hard work	10	9
	Taking responsibility by self	10	9
	Involvement towards department/institution development	10	8
	Completion of work on time without follow up	10	8
	Rating by Principal / Management	10	9
	Overall Total	400	263

PRINCIPAL,
 K. S. R. INSTITUTE FOR
 ENGINEERING AND TECHNOLOGY,
 K. S. R. KALVI NAGAR,
 TIRUCHENGOORE - 637 215,
 NAMAKKAL DI, TAMIL NADU.


 HOD


 PRINCIPAL

FACULTY PERFORMANCE APPRAISAL SCORE SHEET

S. No.	Category	Max. Score	Score Obtained	% of score obtained
1.	Academic Activities	210	165	79
2.	Students Skill Development Activities	50	10	20
3.	Administrative Activities	40	40	100
4.	Research and Development Activities	50	5	10
5.	Rating by HOD and Principal	50	43	86
Consolidated Score %				66
Overall Performance				GOOD

Note:

Overall Performance is generated based on the following conditions:

If total consolidated score % is **85 %** and above then the result is **EXCELLENT**

If total consolidated score % is **75%** and above and below **85%** then the result is **VERY GOOD**

If total consolidated score % is **60%** and above and below **75%** then the result is **GOOD**

If total consolidated score % is **55%** and above and below **60%** then the result is **SATISFACTORY**

If total consolidated score % is below **55%** then the result is **POOR**


PRINCIPAL,
K. S. R. INSTITUTE FOR
ENGINEERING AND TECHNOLOGY,
K. S. R. KALYAN ROAD,
TRUSTEES COLLEGE OF
ENGINEERING DEPT.

DEPARTMENT OF INFORMATION TECHNOLOGY

FACULTY PERFORMANCE APPRAISAL

ACADEMIC YEAR: 2017-2018

Date: 28/8/2018

Category	Name of the Faculty	M. SELVA CUMAR		Dept.:	IT	
	Designation	AP / IT		Data	Max Score	Actual Score
Academic Activities	Subjects Handled					
	Odd Semester	S1: ASN	Students' Feedback	9.20	10	9.20
			Results	100	40	40
		S2:	Students' Feedback		10	9.20
			Results		40	40
	Even Semester	S1: SA	Students' Feedback	8.34	10	8.34
			Results	88.9	40	35.56
		S2:	Students' Feedback		10	8.34
			Results		40	35.56
	Knowledge Updation (NPTEL / SWAYAM / MOOC etc)				-	10
Students' Skill Development Activities	Value Added Courses Conducted by Faculty (2 points for 6 hours)			Value Added CRM	10	10
	Co-curricular activities participation by mentoring Students Participation : 41 - 50% - 5points >50%, for each 10% 1 point Prizes: I/II/III – 10/5/2			80%	20	08
	Students Project Achievements / Participation (State Level - I/II/III – 10/5/2 National Level – I/II/III – 20/10/5)			-	20	-

PRINCIPAL,
K. S. R. INSTITUTE FOR
ENGINEERING AND TECHNOLOGY,
K. S. R. HALI NAGAR,
TIRUCHENGODE - 637 215,
NAMAKKAL DI, TAMIL NADU.

Administrative Activities	FDP/Workshop/Seminar/ Value Added Course Organized (10 points each, Max 2 faculty)	VAC-1 workshop-1	10	10
	Administrative Responsibilities Taken (Class Advisor, Cell coordinators, etc.) (Each 10 points)	Value added, Association coordinator	30	30
Research and Development Activities	Programmes Attended / Keynote Speaker / Guest Lecture in Programmes (Regional Level – 3 Points National Level – 5 points International Level – 10 points)	N-2	10	05
	Programme/Project proposals Submitted to Funding Agency (Each 2 points, Max 3 persons)	01	10	02
	Fund Sanction (<1 Lakh – 5 points >1Lakh – 10 points)	20K (1)	10	05
	Technical Journal / Book Publications Updated List – 20 points SCI indexed/Annexure II – 10 points NJ / IC - 5 points NC – 3 point Per Book – 10 points	IC	20	05
	Total		350	261.2

M. S. S.
Signature of Faculty

	Self Appraisal by Faculty	350	
Rating by HOD	Dedication & Hard work	10	10
	Taking responsibility by self	10	10
	Involvement towards department/institution development	10	9
	Completion of work on time without follow up	10	9
	Rating by Principal / Management	10	9
	Overall Total	400	308

P. M. S.
28/10/19
HOD

[Signature]
PRINCIPAL,
K. S. R. INSTITUTE FOR
ENGINEERING AND TECHNOLOGY,
K. S. R. KALVI NAGAR,
TIRUCHENGODE - 637 215,
NAIRAKKAL DI, TAMIL NADU.

[Signature]
28/10/19
PRINCIPAL

FACULTY PERFORMANCE APPRAISAL SCORE SHEET

S. No.	Category	Max. Score	Score Obtained	% of score obtained
1.	Academic Activities	210	186	89
2.	Students Skill Development Activities	50	18	36
3.	Administrative Activities	40	40	100
4.	Research and Development Activities	50	17	34
5.	Rating by HOD and Principal	50	47	94
Consolidated Score %				77
Overall Performance				Very Good

Note:

Overall Performance is generated based on the following conditions:

If total consolidated score % is 85 % and above then the result is **EXCELLENT**

If total consolidated score % is 75% and above and below 85% then the result is **VERY GOOD**

If total consolidated score % is 60% and above and below 75% then the result is **GOOD**

If total consolidated score % is 55% and above and below 60% then the result is **SATISFACTORY**

If total consolidated score % is below 55% then the result is **POOR**


PRINCIPAL,
K. S. R. INSTITUTE FOR
ENGINEERING AND TECHNOLOGY,
K. S. R. KALVI NAGAR,
TIRUCHENGOORE - 637 215,
NAMAKKAL Dt, TAMIL NADU.

ACADEMIC YEAR: 17 - 18

Date: 28.8.2018

Category	Name of the Faculty	Dept.:				
Academic Activities	Name of the Faculty	S. Alwinaya	Dept.:	IT		
	Designation	AP	Data	Max Score	Actual Score	
	Subjects Handled					
	Odd Semester	S1: PEP ECE-B	Students' Feedback	8.41	10	8.41
			Results	88.8	40	35.52
		S2:	Students' Feedback	8.41	10	8.41
			Results		40	35.52
	Even Semester	S1: prog. in C	Students' Feedback	9.36	10	9.36
			Results	68.5	40	27.4
		S2:	Students' Feedback		10	9.36
			Results		40	27.4
	Knowledge Updation (NPTEL / SWAYAM / MOOC etc)				10	-
Students' Skill Development Activities	Value Added Courses Conducted by Faculty (2 points for 6 hours)			10	-	
	Co-curricular activities participation by mentoring Students Participation : 41 - 50% - 5points >50%, for each 10% 1 point Prizes: I/II/III - 10/5/2			20	-	
	Students Project Achievements / Participation (State Level - I/II/III - 10/5/2 National Level - I/II/III - 20/10/5)			20	-	


 PRINCIPAL,
 K. S. R. INSTITUTE FOR
 ENGINEERING AND TECHNOLOGY,
 K. S. R. KAL ANJANAR,
 TIRUCHENGODE - 637 215
 NALLAKKAL DI, TAMIL NADU.

Administrative Activities	FDP/Workshop/Seminar/ Value Added Course Organized (10 points each, Max 2 faculty)	Guest Lecture -1	10	10
	Administrative Responsibilities Taken (Class Advisor, Cell coordinators, etc.) (Each 10 points)	CA faculty self appraisal parents meeting	30	30
Research and Development Activities	Programmes Attended / Keynote Speaker / Guest Lecture in Programmes (Regional Level – 3 Points National Level – 5 points International Level – 10 points)	—	10	—
	Programme/Project proposals Submitted to Funding Agency (Each 2 points, Max 3 persons)	—	10	—
	Fund Sanction (<1 Lakh – 5 points >1Lakh – 10 points)	—	10	—
	Technical Journal / Book Publications Updated List – 20 points SCI indexed/Annexure II – 10 points NJ / IC - 5 points NC – 3 point Per Book – 10 points	—	20	—
	Total		350	201.38

S. Srinivas
Signature of Faculty

	Self Appraisal by Faculty	350	
Rating by HOD	Dedication & Hard work	10	9
	Taking responsibility by self	10	9
	Involvement towards department/institution development	10	8
	Completion of work on time without follow up	10	8
	Rating by Principal / Management	10	9
	Overall Total	400	244

R. M. Srinivas
28/2/18
HOD

S. Srinivas
PRINCIPAL,
S. R. INSTITUTE FOR
ENGINEERING AND TECHNOLOGY,
K. S. R. KALW NAGAR,
TIRUCHENGODE - 637 215,
NAINAKRAL DI, TAMIL NADU.

PRINCIPAL

FACULTY PERFORMANCE APPRAISAL SCORE SHEET

S. No.	Category	Max. Score	Score Obtained	% of score obtained
1.	Academic Activities	210	161	77
2.	Students Skill Development Activities	50	0	0
3.	Administrative Activities	40	40	100
4.	Research and Development Activities	50	0	0
5.	Rating by HOD and Principal	50	43	86
Consolidated Score %				61
Overall Performance				GOOD

Note:

Overall Performance is generated based on the following conditions:

If total consolidated score % is 85 % and above then the result is **EXCELLENT**

If total consolidated score % is 75% and above and below 85% then the result is **VERY GOOD**

If total consolidated score % is 60% and above and below 75% then the result is **GOOD**

If total consolidated score % is 55% and above and below 60% then the result is **SATISFACTORY**

If total consolidated score % is below 55% then the result is **POOR**


PRINCIPAL,
K. S. R. INSTITUTE FOR
ENGINEERING AND TECHNOLOGY,
K. S. R. KALVI NAGAR,
TIRUCHENGODE - 637 215,
NAMAKKAL DL, TAMIL NADU.

DEPARTMENT OF INFORMATION TECHNOLOGY

FACULTY PERFORMANCE APPRAISAL

ACADEMIC YEAR: 2017-2018

Date: 28.8.18

Category	Name of the Faculty	Dept.:				
	Designation	Data	Max Score	Actual Score		
Academic Activities	M SOUNDARBYA			IT		
	AP					
	Subjects Handled					
	Odd Semester	S1: CNS	Students' Feedback	9.08	10	9.08
			Results	93.8	40	37.52
		S2: PSPPEIT	Students' Feedback	9.67	10	9.67
			Results	56.4	40	22.56
	Even Semester	S1: CD	Students' Feedback	9.39	10	9.39
			Results	82.9	40	33.16
		S2:	Students' Feedback		10	9.39
			Results		40	33.16
	Knowledge Updation (NPTEL / SWAYAM / MOOC etc)			—	10	—
Students' Skill Development Activities	Value Added Courses Conducted by Faculty (2 points for 6 hours)		—	10	—	
	Co-curricular activities participation by mentoring Students Participation : 41 - 50% - 5points >50%, for each 10% 1 point Prizes: I/II/III - 10/5/2		—	20	—	
	Students Project Achievements / Participation (State Level - I/II/III - 10/5/2 National Level - I/II/III - 20/10/5)		—	20	—	

PRINCIPAL,
K. S. R. INSTITUTE FOR
ENGINEERING AND TECHNOLOGY,
K. S. R. KALMI NAGAR,
TIRUCHENGODE - 637 215,
NAMAKKAL Dt, TAMIL NADU.

Administrative Activities	FDP/Workshop/Seminar/ Value Added Course Organized (10 points each, Max 2 faculty)	Seminar-2	10	10
	Administrative Responsibilities Taken (Class Advisor, Cell coordinators, etc.) (Each 10 points)	class advisor leaders club	30	20
Research and Development Activities	Programmes Attended / Keynote Speaker / Guest Lecture in Programmes (Regional Level – 3 Points National Level – 5 points International Level – 10 points)	national	10	05
	Programme/Project proposals Submitted to Funding Agency (Each 2 points, Max 3 persons)	—	10	—
	Fund Sanction (<1 Lakh – 5 points >1Lakh – 10 points)	—	10	—
	Technical Journal / Book Publications Updated List – 20 points SCI indexed/Annexure II – 10 points NJ / IC - 5 points NC – 3 point Per Book – 10 points	—	20	—
	Total		350	199

Sourav...
Signature of Faculty

	Self Appraisal by Faculty	350	
Rating by HOD	Dedication & Hard work	10	10
	Taking responsibility by self	10	10
	Involvement towards department/institution development	10	10
	Completion of work on time without follow up	10	10
	Rating by Principal / Management	10	9
	Overall Total	400	248

PRINCIPAL,
K. S. R. INSTITUTE FOR
ENGINEERING AND TECHNOLOGY,
K. S. R. MALVI MARG, 400
TIRUPATI, A.P. - 517 215,
NANDYALUR, DIST. TIRUPATI, A.P.

P. M...
28/10/16
HOD

Sourav...
28/10/16
PRINCIPAL

FACULTY PERFORMANCE APPRAISAL SCORE SHEET

S. No.	Category	Max. Score	Score Obtained	% of score obtained
1.	Academic Activities	210	164	78
2.	Students Skill Development Activities	50	0	0
3.	Administrative Activities	40	30	75
4.	Research and Development Activities	50	5	10
5.	Rating by HOD and Principal	50	49	98
Consolidated Score %				62
Overall Performance				GOOD

Note:

Overall Performance is generated based on the following conditions:


If total consolidated score % is **85 %** and above then the result is **EXCELLENT**

If total consolidated score % is **75%** and above and below **85%** then the result is **VERY GOOD**

If total consolidated score % is **60%** and above and below **75%** then the result is **GOOD**


If total consolidated score % is **55%** and above and below **60%** then the result is **SATISFACTORY**

If total consolidated score % is below **55%** then the result is **POOR**


PRINCIPAL,
K. S. R. INSTITUTE FOR
ENGINEERING AND TECHNOLOGY,
K. S. P. KALVI NAGAR,
TIRUCHENGODE - 637 215,
NAMAKKAL DISTRICT, TAMIL NADU.

ACADEMIC YEAR: 2017-18

Date: 28/8/16

Category	Name of the Faculty	Dept.:				
	P. S. Balakrishna Kumar	IT				
	Designation	AP	Data	Max Score	Actual Score	
Academic Activities	Subjects Handled					
	Odd Semester	S1:	Students' Feedback	9.41	10	9.41
		PSP EOB-A	Results	82.92	40	33.17
			S2:	Students' Feedback		10
			Results		40	33.17
	Even Semester		S1:	Students' Feedback	9.49	10
		PEE (IT)	Results	100	40	40
			S2:	Students' Feedback		10
			Results		40	40
	Knowledge Updation (NPTEL / SWAYAM / MOOC etc)			—	10	—
Students' Skill Development Activities	Value Added Courses Conducted by Faculty (2 points for 6 hours)			—	10	—
	Co-curricular activities participation by mentoring Students Participation : 41 - 50% - 5points >50%, for each 10% 1 point Prizes: I/II/III – 10/5/2			—	20	—
	Students Project Achievements / Participation (State Level - I/II/III – 10/5/2 National Level – I/II/III – 20/10/5)			 PRINCIPAL, K. S. R. INSTITUTE FOR ENGINEERING AND TECHNOLOGY, K. S. R. KALVI NAGAR, TIRUCHENGODE - 637 215, TAMIL NADU.		20

Administrative Activities	FDP/Workshop/Seminar/ Value Added Course Organized (10 points each, Max 2 faculty)	Workshop-1	10	10
	Administrative Responsibilities Taken (Class Advisor, Cell coordinators, etc.) (Each 10 points)	Admission, Counselling cell, Self cell	30	30
Research and Development Activities	Programmes Attended / Keynote Speaker / Guest Lecture in Programmes (Regional Level – 3 Points National Level – 5 points International Level – 10 points)	NL-1 Keynote speaker-1	10	08
	Programme/Project proposals Submitted to Funding Agency (Each 2 points, Max 3 persons)	01	10	02
	Fund Sanction (<1 Lakh – 5 points >1Lakh – 10 points)	<1 Lakh	10	05
	Technical Journal / Book Publications Updated List – 20 points SCI indexed/Annexure II – 10 points NJ / IC - 5 points NC – 3 point Per Book – 10 points	—	20	—
	Total		350	239.74

P. S. D.
Signature of Faculty

	Self Appraisal by Faculty		350	
Rating by HOD	Dedication & Hard work		10	10
	Taking responsibility by self		10	10
	Involvement towards department/institution development		10	10
	Completion of work on time without follow up		10	10
	Rating by Principal / Management		10	9
	Overall Total		400	288

P. S. D.
HOD

P. S. D.
PRINCIPAL

FACULTY PERFORMANCE APPRAISAL SCORE SHEET

S. No.	Category	Max. Score	Score Obtained	% of score obtained
1.	Academic Activities	210	184	88
2.	Students Skill Development Activities	50	0	0
3.	Administrative Activities	40	40	100
4.	Research and Development Activities	50	15	30
5.	Rating by HOD and Principal	50	49	98
Consolidated Score %				72
Overall Performance				GOOD.

Note:

Overall Performance is generated based on the following conditions:


If total consolidated score % is **85 %** and above then the result is **EXCELLENT**

If total consolidated score % is **75%** and above and below **85%** then the result is **VERY GOOD**

If total consolidated score % is **60%** and above and below **75%** then the result is **GOOD**



If total consolidated score % is **55%** and above and below **60%** then the result is **SATISFACTORY**

If total consolidated score % is below **55%** then the result is **POOR**


PRINCIPAL,
M. S. S. INSTITUTE FOR
ENGINEERING AND TECHNOLOGY,
M. S. R. KALVI NAGAR,
TIRUVONE NCCODE - 637 215,
TAMILNADU, INDIA.

ACADEMIC YEAR: 2017-2018

Date: 28.8.18

Category	Name of the Faculty	Dept.:	IT		
	Designation	Data	Max Score	Actual Score	
Academic Activities	K. G. Lavanya				
	AP				
	Subjects Handled				
	Odd Semester	S1:	Students' Feedback	10	
			Results	40	
		S2:	Students' Feedback	10	
			Results	40	
	Even Semester	S1: OS	Students' Feedback	7.56	7.56
			Results	86	34.4
		S2:	Students' Feedback	10	7.56
			Results	40	34.4
	Knowledge Updation (NPTEL / SWAYAM / MOOC etc)			-	10
Students' Skill Development Activities	Value Added Courses Conducted by Faculty (2 points for 6 hours)		-	10	-
	Co-curricular activities participation by mentoring Students Participation : 41 - 50% - 5points >50%, for each 10% 1 point Prizes: I/II/III - 10/5/2		-	20	-
	Students Project Achievements / Participation (State Level - I/II/III - 10/5/2 National Level - I/II/III - 20/10/5)		 		20

Administrative Activities	FDP/Workshop/Seminar/ Value Added Course Organized (10 points each, Max 2 faculty)	Workshop	10	10
	Administrative Responsibilities Taken (Class Advisor, Cell coordinators, etc.) (Each 10 points)	Class Advisor, Library Committee Coordinator	30	20
Research and Development Activities	Programmes Attended / Keynote Speaker / Guest Lecture in Programmes (Regional Level – 3 Points National Level – 5 points International Level – 10 points)	National	10	5
	Programme/Project proposals Submitted to Funding Agency (Each 2 points, Max 3 persons)	-	10	-
	Fund Sanction (<1 Lakh – 5 points >1Lakh – 10 points)	-	10	-
	Technical Journal / Book Publications Updated List – 20 points SCI indexed/Annexure II – 10 points NJ / IC - 5 points NC – 3 point Per Book – 10 points	-	20	-
	Total		350	119

P. K. Samanta
Signature of Faculty

Rating by HOD	Self Appraisal by Faculty		350	
	Dedication & Hard work		10	10
	Taking responsibility by self		10	10
	Involvement towards department/institution development		10	10
	Completion of work on time without follow up		10	10
Rating by Principal / Management		10	9	
Overall Total			400	168

P. K. Samanta
PRINCIPAL

FACULTY PERFORMANCE APPRAISAL SCORE SHEET

S. No.	Category	Max. Score	Score Obtained	% of score obtained
1.	Academic Activities	210	184	40
2.	Students Skill Development Activities	50	0	0
3.	Administrative Activities	40	30	75
4.	Research and Development Activities	50	5	10
5.	Rating by HOD and Principal	50	49	98
Consolidated Score %				42
Overall Performance				POOR

Note:

Overall Performance is generated based on the following conditions:

If total consolidated score % is **85 %** and above then the result is **EXCELLENT**

If total consolidated score % is **75%** and above and below **85%** then the result is **VERY GOOD**

If total consolidated score % is **60%** and above and below **75%** then the result is **GOOD**

If total consolidated score % is **55%** and above and below **60%** then the result is **SATISFACTORY**

If total consolidated score % is below **55%** then the result is **POOR**


PRINCIPAL,
K. S. A. INSTITUTE FOR
ENGINEERING AND TECHNOLOGY,
K. S. A. HALLI NEASAR,
TIRUCHI POCODI - 637 215,
NAMAKKAL DISTRICT, TAMIL NADU.

ACADEMIC YEAR: 2017-2018

Date: 28/8/2018

Category	Name of the Faculty	Dept.:				
	P. Shanmugapriya		IT			
	Designation	Assistant Professor	Data	Max Score	Actual Score	
Academic Activities	Subjects Handled					
	Odd Semester	S1:	Students' Feedback	10		
			Results	40		
		S2:	Students' Feedback	10		
			Results	40		
	Even Semester	S1: SOA	Students' Feedback	9.21	10	9.21
			Results	100	40	40
		S2:	Students' Feedback		10	9.21
			Results		40	40
	Knowledge Updation (NPTEL / SWAYAM / MOOC etc)			-	10	-
Students' Skill Development Activities	Value Added Courses Conducted by Faculty (2 points for 6 hours)		-	10	-	
	Co-curricular activities participation by mentoring Students Participation : 41 - 50% - 5points >50%, for each 10% 1 point Prizes: I/II/III – 10/5/2		Participation 50%.	20	5	
	Students Project Achievements / Participation (State Level - I/II/III – 10/5/2 National Level – I/II/III – 20/10/5)			20	-	

PRINCIPAL
K. S. R. INSTITUTE FOR
ENGINEERING AND TECHNOLOGY
K. S. R. INSTITUTE FOR
ENGINEERING AND TECHNOLOGY
TIRUCHENGODE
637215

Administrative Activities	FDP/Workshop/Seminar/ Value Added Course Organized (10 points each, Max 2 faculty)	Workshop -1, Seminar -1	10	10
	Administrative Responsibilities Taken (Class Advisor, Cell coordinators, etc.) (Each 10 points)	Class Advisor, WEC, Cultural Committee	30	30
Research and Development Activities	Programmes Attended / Keynote Speaker / Guest Lecture in Programmes (Regional Level – 3 Points National Level – 5 points International Level – 10 points)	—	10	—
	Programme/Project proposals Submitted to Funding Agency (Each 2 points, Max 3 persons)	—	10	—
	Fund Sanction (<1 Lakh – 5 points >1Lakh – 10 points)	—	10	—
	Technical Journal / Book Publications Updated List – 20 points SCI indexed/Annexure II – 10 points NJ / IC - 5 points NC – 3 point Per Book – 10 points	—	20	—
	Total		350	143.42

[Signature]
Signature of Faculty

	Self Appraisal by Faculty		350	
Rating by HOD	Dedication & Hard work		10	9
	Taking responsibility by self		10	9
	Involvement towards department/institution development		10	9
	Completion of work on time without follow up	<i>[Signature]</i>	10	9
	Rating by Principal / Management		10	9
	Overall Total			188

PRINCIPAL
 K. S. R. INSTITUTE FOR
 ENGINEERING AND TECHNOLOGY,
 K. S. P. KALVI NAGAR,
 TIRUCHENGODE - 637 219,
 NAMAKKAL Dt, TAMIL NADU.

[Signature]
HOD

[Signature]
PRINCIPAL

FACULTY PERFORMANCE APPRAISAL SCORE SHEET

S. No.	Category	Max. Score	Score Obtained	% of score obtained
1.	Academic Activities	210	98	47
2.	Students Skill Development Activities	50	5	10
3.	Administrative Activities	40	40	100
4.	Research and Development Activities	50	0	0
5.	Rating by HOD and Principal	50	45	90
Consolidated Score %				47
Overall Performance				POOR

Note:

Overall Performance is generated based on the following conditions:

If total consolidated score % is **85 %** and above then the result is **EXCELLENT**

If total consolidated score % is **75%** and above and below **85%** then the result is **VERY GOOD**

If total consolidated score % is **60%** and above and below **75%** then the result is **GOOD**

If total consolidated score % is **55%** and above and below **60%** then the result is **SATISFACTORY**

If total consolidated score % is below **55%** then the result is **POOR**


PRINCIPAL,
K. S. R. INSTITUTE FOR
ENGINEERING AND TECHNOLOGY,
K. S. R. KALVI NAGAR,
TIRUCHENGODE - 637 215,
NAMAKKAL Dt, TAMIL NADU.

DEPARTMENT OF INFORMATION TECHNOLOGY

FACULTY PERFORMANCE APPRAISAL


ACADEMIC YEAR: 2017-2018

Date: 28/06/18

Category	Name of the Faculty	R. NAYESH		Dept.:	IT	
	Designation	APIIT		Data	Max Score	Actual Score
Academic Activities	Subjects Handled					
	Odd Semester	S1: CN	Students' Feedback	8.92	10	8.92
			Results	76.9	40	30.76
		S2:	Students' Feedback		10	8.92
			Results		40	30.76
	Even Semester	S1: MC	Students' Feedback	8.44	10	8.44
			Results	88.9	40	35.56
		S2:	Students' Feedback		10	8.44
			Results		40	35.56
	Knowledge Updation (NPTEL / SWAYAM / MOOC etc)				-	10
Students' Skill Development Activities	Value Added Courses Conducted by Faculty (2 points for 6 hours)			-	10	-
	Co-curricular activities participation by mentoring Students Participation : 41 - 50% - 5points >50%, for each 10% 1 point Prizes: I/II/III – 10/5/2			Participation 66.1	20	06
	Students Project Achievements / Participation (State Level - I/II/III – 10/5/2 National Level – I/II/III – 20/10/5)				20	-

PRINCIPAL
K. S. R. INSTITUTE FOR
ENGINEERING AND TECHNOLOGY,
K. S. R. KALVI NAGAR,
TIRUCHENGODE - 637 215,
NAMAKKAL DI, TAMIL NADU.

Administrative Activities	FDP/Workshop/Seminar/ Value Added Course Organized (10 points each, Max 2 faculty)	Seminar	10	10
	Administrative Responsibilities Taken (Class Advisor, Cell coordinators, etc.) (Each 10 points)	Placement Lead & Alumni Coordinator	30	20
Research and Development Activities	Programmes Attended / Keynote Speaker / Guest Lecture in Programmes (Regional Level – 3 Points National Level – 5 points International Level – 10 points)	Nature (P)	10	05
	Programme/Project proposals Submitted to Funding Agency (Each 2 points, Max 3 persons)	-	10	-
	Fund Sanction (<1 Lakh – 5 points >1Lakh – 10 points)	-	10	-
	Technical Journal / Book Publications Updated List – 20 points SCI indexed/Annexure II – 10 points NJ / IC - 5 points NC – 3 point Per Book – 10 points	-	20	-
	Total		350	205.36


 Signature of Faculty

	Self Appraisal by Faculty	350	
Rating by HOD	Dedication & Hard work	10	9
	Taking responsibility by self	10	9
	Involvement towards department/institution development	10	9
	Completion of work on time without follow up	10	9
	Rating by Principal / Management	10	9
	Overall Total	400	253

HOD

PRINCIPAL

FACULTY PERFORMANCE APPRAISAL SCORE SHEET

S. No.	Category	Max. Score	Score Obtained	% of score obtained
1.	Academic Activities	210	167	80
2.	Students Skill Development Activities	50	6	12
3.	Administrative Activities	40	30	75
4.	Research and Development Activities	50	5	10
5.	Rating by HOD and Principal	50	45	90
Consolidated Score %				65
Overall Performance				GOOD

Note:

Overall Performance is generated based on the following conditions:

If total consolidated score % is 85 % and above then the result is **EXCELLENT**

If total consolidated score % is 75% and above and below 85% then the result is **VERY GOOD**

If total consolidated score % is 60% and above and below 75% then the result is **GOOD**


If total consolidated score % is 55% and above and below 60% then the result is **SATISFACTORY**

If total consolidated score % is below 55% then the result is **POOR**


PRINCIPAL,
K. S. R. INSTITUTE FOR
ENGINEERING AND TECHNOLOGY,
K. S. R. ROAD NAGAR,
TIRUCHENGOORE - 637 215,
NAMAKKAL Dt, TAMIL NADU.

ACADEMIC YEAR: 2017 - 18

Date: 28/8/16

Category	Name of the Faculty	Dept.:				
	R. Sivaraj	IT				
	Designation	APP	Data	Max Score	Actual Score	
Academic Activities	Subjects Handled					
	Odd Semester	S1: DWDM	Students' Feedback	8.61	10	8.61
			Results	93.8	40	37.52
		S2:	Students' Feedback		10	8.61
			Results		40	37.52
	Even Semester	S1: SPM	Students' Feedback	8.65	10	8.65
			Results	100	40	40
		S2:	Students' Feedback		10	8.65
			Results		40	40
	Knowledge Updation (NPTEL / SWAYAM / MOOC etc)			—	10	—
Students' Skill Development Activities	Value Added Courses Conducted by Faculty (2 points for 6 hours)		—	10	—	
	Co-curricular activities participation by mentoring Students Participation : 41 - 50% - 5points >50%, for each 10% 1 point Prizes: I/II/III – 10/5/2		80%	20	8	
	Students Project Achievements / Participation (State Level - I/II/III – 10/5/2 National Level – I/II/III – 20/10/5)				20	—

PRINCIPAL,
KSR INSTITUTE FOR
ENGINEERING AND TECHNOLOGY,
K. S. SIVARAJ,
TIRUCHENGODE - 637215,
KARNATAKA

Administrative Activities	FDP/Workshop/Seminar/ Value Added Course Organized (10 points each, Max 2 faculty)	Seminar-1	10	10
	Administrative Responsibilities Taken (Class Advisor, Cell coordinators, etc.) (Each 10 points)	IPT, T&P	30	20
Research and Development Activities	Programmes Attended / Keynote Speaker / Guest Lecture in Programmes (Regional Level – 3 Points National Level – 5 points International Level – 10 points)	—	10	—
	Programme/Project proposals Submitted to Funding Agency (Each 2 points, Max 3 persons)	—	10	—
	Fund Sanction (<1 Lakh – 5 points >1Lakh – 10 points)	—	10	—
	Technical Journal / Book Publications Updated List – 20 points SCI indexed/Annexure II – 10 points NJ / IC - 5 points NC – 3 point Per Book – 10 points	—	20	—
	Total		350	227.5

R. Amy
Signature of Faculty

	Self Appraisal by Faculty	350	
Rating by HOD	Dedication & Hard work	10	9
	Taking responsibility by self	10	9
	Involvement towards department/institution development	10	9
	Completion of work on time without follow up	10	9
	Rating by Principal / Management	10	9
	Overall Total	400	275

R. Amy
28/7/18
HOD

R. Amy
PRINCIPAL

FACULTY PERFORMANCE APPRAISAL SCORE SHEET

S. No.	Category	Max. Score	Score Obtained	% of score obtained
1.	Academic Activities	210	190	90
2.	Students Skill Development Activities	50	8	16
3.	Administrative Activities	40	30	75
4.	Research and Development Activities	50	0	0
5.	Rating by HOD and Principal	50	45	90
Consolidated Score %				68
Overall Performance				GOOD

Note:

Overall Performance is generated based on the following conditions:

If total consolidated score % is **85 %** and above then the result is **EXCELLENT**

If total consolidated score % is **75%** and above and below **85%** then the result is **VERY GOOD**

If total consolidated score % is **60%** and above and below **75%** then the result is **GOOD**

If total consolidated score % is **55%** and above and below **60%** then the result is **SATISFACTORY**

If total consolidated score % is below **55%** then the result is **POOR**


PRINCIPAL,
K. S. R. INSTITUTE FOR
ENGINEERING AND TECHNOLOGY,
K. S. R. ROAD, NAGAN,
TIRUCHENGOORE - 637 215,
NAMAKKAL DISTRICT, TAMIL NADU.

ACADEMIC YEAR: 17-18

Date: 28/8/18

Category	Name of the Faculty	Dept.:				
Designation		Data	Max Score	Actual Score		
Academic Activities	P. Rajakumar			IT		
	AP					
	Subjects Handled					
	Odd Semester	S1: WP	Students' Feedback	8.70	10	8.70
			Results	94.9	40	37.96
		S2:	Students' Feedback		10	8.70
			Results		40	37.96
	Even Semester	S1: ITE	Students' Feedback	8.43	10	8.43
			Results	67.9	40	27.16
		S2:	Students' Feedback		10	8.43
Results				40	27.16	
Knowledge Updation (NPTEL / SWAYAM / MOOC etc)			-	10	-	
Students' Skill Development Activities	Value Added Courses Conducted by Faculty (2 points for 6 hours)		-	10	-	
	Co-curricular activities participation by mentoring Students Participation : 41 - 50% - 5points >50%, for each 10% 1 point Prizes: I/II/III - 10/5/2		Participation 50%	20	5	
	Students Project Achievements / Participation (State Level - I/II/III - 10/5/2 National Level - I/II/III - 20/10/5)		Participation	20	2	

Administrative Activities	FDP/Workshop/Seminar/ Value Added Course Organized (10 points each, Max 2 faculty)	VAC - 1	10	10
	Administrative Responsibilities Taken (Class Advisor, Cell coordinators, etc.) (Each 10 points)	Project lead Dept budget Purchase co-ordinator website update etc.	30	30
Research and Development Activities	Programmes Attended / Keynote Speaker / Guest Lecture in Programmes (Regional Level – 3 Points National Level – 5 points International Level – 10 points)	National	10	5
	Programme/Project proposals Submitted to Funding Agency (Each 2 points, Max 3 persons)	01	10	2
	Fund Sanction (<1 Lakh – 5 points >1Lakh – 10 points)	20,000	10	5
	Technical Journal / Book Publications Updated List – 20 points SCI indexed/Annexure II – 10 points NJ / IC - 5 points NC – 3 point Per Book – 10 points	-	20	-
	Total		350	223.5

S. Kumar
Signature of Faculty

	Self Appraisal by Faculty	350	
Rating by HOD	Dedication & Hard work	10	9
	Taking responsibility by self	10	9
	Involvement towards department/institution development	10	9
	Completion of work on time without follow up	10	9
	Rating by Principal / Management	10	9
	Overall Total		269

HOD

PRINCIPAL

FACULTY PERFORMANCE APPRAISAL SCORE SHEET

S. No.	Category	Max. Score	Score Obtained	% of score obtained
1.	Academic Activities	210	165	79
2.	Students Skill Development Activities	50	7	14
3.	Administrative Activities	40	40	100
4.	Research and Development Activities	50	12	24
5.	Rating by HOD and Principal	50	45	90
Consolidated Score %				67
Overall Performance				GOOD

Note:

Overall Performance is generated based on the following conditions:

If total consolidated score % is 85 % and above then the result is **EXCELLENT**

If total consolidated score % is 75% and above and below 85% then the result is **VERY GOOD**

If total consolidated score % is 60% and above and below 75% then the result is **GOOD**

If total consolidated score % is 55% and above and below 60% then the result is **SATISFACTORY**


If total consolidated score % is below 55% then the result is **POOR**


 PRINCIPAL,
 K. J. SOMAIYAS INSTITUTE FOR
 ENGINEERING TECHNOLOGY,
 K. S. S. ROAD, NAGAN,
 TIRUCHENGOORU - 637 215,
 NAMAKKAL DL, TAMIL NADU.

ACADEMIC YEAR: 2017 – 2018

Date: 28.8.2018

Category	Name of the Faculty	M. Gowthami		Dept.:			
	Designation	AP		Data	Max Score	Actual Score	
Academic Activities	Subjects Handled						
	Odd Semester	S1: P&PP EEE	Students' Feedback	8.81	10	8.81	
			Results	80.7	40	32.28	
		S2:	Students' Feedback		10	8.81	
			Results		40	32.28	
	Even Semester	S1: SE	Students' Feedback	8.32	10	8.32	
			Results	77.3	40	30.92	
		S2:	Students' Feedback		10	8.32	
			Results		40	30.92	
	Knowledge Updation (NPTEL / SWAYAM / MOOC etc)				—	10	—
	Students' Skill Development Activities	Value Added Courses Conducted by Faculty (2 points for 6 hours)			—	10	—
		Co-curricular activities participation by mentoring Students Participation : 41 - 50% - 5points >50%, for each 10% 1 point Prizes: I/II/III – 10/5/2			Participation 44% Fest	20	15
Students Project Achievements / Participation (State Level - I/II/III – 10/5/2 National Level – I/II/III – 20/10/5)			—	20	—		


 PRINCIPAL,
 K. S. R. INSTITUTE FOR
 ENGINEERING AND TECHNOLOGY,
 K. S. R. KALVI NAGAR,
 TIRUCHENGODE - 637 215,
 NAMAKKAL Dt, TAMIL NADU.

Administrative Activities	FDP/Workshop/Seminar/ Value Added Course Organized (10 points each, Max 2 faculty)	Seminar V)	10	10
	Administrative Responsibilities Taken (Class Advisor, Cell coordinators, etc.) (Each 10 points)	Staff club Stationary Stores	30	20
Research and Development Activities	Programmes Attended / Keynote Speaker / Guest Lecture in Programmes (Regional Level – 3 Points National Level – 5 points International Level – 10 points)	National	10	5
	Programme/Project proposals Submitted to Funding Agency (Each 2 points, Max 3 persons)	-	10	-
	Fund Sanction (<1 Lakh – 5 points >1Lakh – 10 points)	-	10	-
	Technical Journal / Book Publications Updated List – 20 points SCI indexed/Annexure II – 10 points NJ / IC - 5 points NC – 3 point Per Book – 10 points	-	20	-
	Total		350	211

M. G. G. G.
Signature of Faculty

	Self Appraisal by Faculty	350	
Rating by HOD	Dedication & Hard work	10	9
	Taking responsibility by self	10	8
	Involvement towards department/institution development	10	8
	Completion of work on time without follow up	10	9
	Rating by Principal / Management	10	9
	Overall Total	400	254

P. M. G. G.
20/10/18
HOD

PRINCIPAL,
K. S. R. INSTITUTE FOR
ENGINEERING AND TECHNOLOGY,
K. S. R. KALVI NAGAR,
TIRUCHENGODE - 637 215,
NAMAKKAL Dt, TAMIL NADU.


PRINCIPAL

FACULTY PERFORMANCE APPRAISAL SCORE SHEET

S. No.	Category	Max. Score	Score Obtained	% of score obtained
1.	Academic Activities	210	161	77
2.	Students Skill Development Activities	50	15	30
3.	Administrative Activities	40	30	75
4.	Research and Development Activities	50	5	10
5.	Rating by HOD and Principal	50	43	86
Consolidated Score %				64
Overall Performance				GOOD

Note:

Overall Performance is generated based on the following conditions:

If total consolidated score % is 85 % and above then the result is **EXCELLENT**

If total consolidated score % is 75% and above and below 85% then the result is **VERY GOOD**

If total consolidated score % is 60% and above and below 75% then the result is **GOOD**

If total consolidated score % is 55% and above and below 60% then the result is **SATISFACTORY**

If total consolidated score % is below 55% then the result is **POOR**


 PRINCIPAL,
 K. S. R. INSTITUTE FOR
 ENGINEERING AND TECHNOLOGY,
 K. S. R. KALVI NAGAR,
 TIRUCHENGODE - 637 215,
 NAMAKKAL DL, TAMIL NADU.

R. Srinivasan B.B.M.,
Chairman cum Managing Trustee

03.09.2020

Letter of Appreciation

This letter of appreciation has been rewarded to **Mr. SELVAKUMAR M**, Assistant Professor / Information Technology for getting an Excellent Feedback from the students for the subject **IT6801-SERVICE ORIENTED ARCHITECTURE** in the EVEN Semester of the Academic Year 2019-2020. We are very happy and looking forward the same in future.



PRINCIPAL

PRINCIPAL,
K. S. R. INSTITUTE FOR
ENGINEERING AND TECHNOLOGY,
K. S. R. KALVI NAGAR,
TIRUCHENGODE - 637 215,
NAMAKKAL DL, TAMIL NADU.



PRINCIPAL,
K. S. R. INSTITUTE FOR
ENGINEERING AND TECHNOLOGY,
K. S. R. KALVI NAGAR,
TIRUCHENGODE - 637 215,
NAMAKKAL DL, TAMIL NADU.

R. Srinivasan B.B.M.,

Chairman cum Managing Trustee

Date: 23.12.2019

Letter of Appreciation

This letter of appreciation has been rewarded to **Mr. PRAKASH KUMAR P S**, Assistant Professor / Information Technology for getting an Excellent Feedback from the students for the subject **GE8151 – PROBLEM SOLVING AND PYTHON PROGRAMMING** in the ODD Semester of the Academic Year 2019-2020. We are very happy and looking forward the same in future.



PRINCIPAL,
K. S. R. INSTITUTE FOR
ENGINEERING AND TECHNOLOGY,
K. S. R. KALVI NAGAR,
TIRUCHENGODE-637 215,
NAMAKKAL Dt. TAMIL NADU.




PRINCIPAL,
K. S. R. INSTITUTE FOR
ENGINEERING AND TECHNOLOGY,
K. S. R. KALVI NAGAR,
TIRUCHENGODE-637 215,
NAMAKKAL Dt. TAMIL NADU.

R. Srinivasan B.B.M.,
Chairman cum Managing Trustee

06-05-2019

Letter of Appreciation

This letter of appreciation has been rewarded to Mr. K.VELUSAMY Assistant Professor / Mechanical Engineering for getting an Excellent Feedback from the students for the subject ME8493 – THERMAL ENGINEERING-I in the EVEN Semester of the Academic Year 2018-19. We are very happy and looking forward the same in future.


PRINCIPAL,
K. S. R. INSTITUTE FOR
ENGINEERING AND TECHNOLOGY,
K. S. R. KALVI NAGAR,
TIRUCHENGODE - 637 215,
NAMAKKAL DIST, TAMIL NADU.



PRINCIPAL

R. Srinivasan B.B.M.,
Chairman cum Managing Trustee

10.12.2018

Letter of Appreciation

This letter of appreciation has been rewarded to Mr. M.Sambathkumar, Assistant Professor / Mechanical Engineering for getting an Excellent Feedback from the students for the subject **ME6503 – DESIGN OF MACHINE ELEMENTS** in the ODD Semester of the Academic Year 2018-19. We are very happy and looking forward the same in future.



PRINCIPAL,
K. S. R. INSTITUTE FOR
ENGINEERING AND TECHNOLOGY,
K. S. R., KALVI NAGAR,
TIRUCHENGODE - 637 215,
NAMAKKAL DIST, TAMIL NADU.



PRINCIPAL

R. Srinivasan B.B.M.,
Chairman cum Managing Trustee

Date: 27.12.17


Letter of Appreciation

This letter of appreciation has been rewarded to **Ms.D.KAVINYA**, Assistant Professor / Computer Science and Engineering for getting an Excellent Feedback from the students for the subject **GE8151- PROBLEM SOLVING AND PYTHON PROGRAMMING** in the ODD Semester of the Academic Year 2017-2018. The Management and Principal congratulate her and look forward the same in future.



PRINCIPAL

PRINCIPAL,
K. S. R. INSTITUTE FOR
ENGINEERING AND TECHNOLOGY,
K. S. R. KALVI NAGAR,
TIRUCHENGODE - 637 215,
NAMAKKAL DISTRICT, TAMIL NADU.



PRINCIPAL,
K. S. R. INSTITUTE FOR
ENGINEERING AND TECHNOLOGY,
K. S. R. KALVI NAGAR,
TIRUCHENGODE-637 215,
NAMAKKAL Dt, TAMIL NADU.

K.S.R. Kalvi Nagar, Tiruchengode - 637 215, Namakkal Dist., Tamil Nadu, India.

Tel: +91 - 4288 - 274773 | Fax: +91 - 4288 - 274773 | E-mail: admin@ksriet.ac.in | www.ksriet.ac.in

R. Srinivasan B.B.M.,
Chairman cum Managing Trustee

Date: 25.10.2017

Letter of Appreciation

This letter of appreciation has been rewarded to **Ms.R.SATHYA PRIYA**, Assistant Professor / Computer Science and Engineering for getting an Excellent Feedback from the students for the subject **CS6302- DATABASE MANAGEMENT SYSTEMS** in the ODD Semester of the Academic Year 2017-2018. The Management and Principal congratulate her and look forward the same in future.



PRINCIPAL

PRINCIPAL,
K. S. R. INSTITUTE FOR
ENGINEERING AND TECHNOLOGY,
K. S. R. KALVI NAGAR,
TIRUCHENGODE-637 215,
NAMAKKAL DISTRICT, TAMIL NADU.



PRINCIPAL,
K. S. R. INSTITUTE FOR
ENGINEERING AND TECHNOLOGY,
K. S. R. KALVI NAGAR,
TIRUCHENGODE-637 215,
NAMAKKAL DISTRICT, TAMIL NADU.

R. Srinivasan B.B.M.,
Chairman cum Managing Trustee


12-05.2017

LETTER OF APPRECIATION

Mr.Y.Kalimuthu , a faculty member from the Department of Electrical and Electronics Engineering was ranked as “**Excellent**” in the faculty Online evaluation by students for the academic year “**2016-2017–EVEN**” . In this regard, the Management/Principal feels proud and appreciates the faculty members for their effort and hard work on academics. Further we wish them with all success throughout their career.

Class Section/ Sem	Subject	Consolidated Mark
EEE - III - B / 6	Design of Electrical Machines	9.12


PRINCIPAL


PRINCIPAL,
K. S. R. INSTITUTE FOR
ENGINEERING AND TECHNOLOGY,
K. S. R. KALVI NAGAR,
TIRUCHENGODE - 637 215,
NAMAKKAL DI, TAMIL NADU.

PRINCIPAL,
K. S. R. INSTITUTE FOR
ENGINEERING AND TECHNOLOGY,
K. S. R. KALVI NAGAR,
TIRUCHENGODE-637 215,
NAMAKKAL DI, TAMIL NADU.


R. Srinivasan B.B.M.,
Chairman cum Managing Trustee


12-05.2017

LETTER OF APPRECIATION

Ms.A.Indumathi , a faculty member from the Department of Electrical and Electronics Engineering was ranked as “**Excellent**” in the faculty Online evaluation by students for the academic year “**2016-2017- EVEN**” . In this regard, the Management/Principal feels proud and appreciates the faculty members for their effort and hard work on academics. Further we wish them with all success throughout their career.

Class Section/ Sem	Subject	Consolidated Mark
EEE - III / B / 6	Power System Operation and Control	9.37


PRINCIPAL,
K. S. R. INSTITUTE FOR
ENGINEERING AND TECHNOLOGY,
K. S. R. KALVI NAGAR,
TIRUCHENGODE - 637 215,
NAMAKKAL DI, TAMIL NADU.


PRINCIPAL
PRINCIPAL,
K. S. R. INSTITUTE FOR
ENGINEERING AND TECHNOLOGY,
K. S. R. KALVI NAGAR,
TIRUCHENGODE-637 215,
NAMAKKAL DI, TAMIL NADU.

R. Srinivasan B.B.M.,
Chairman cum Managing Trustee

10.05.2016


Letter of Appreciation

This letter of appreciation has been rewarded to Mr.P.Govindaraju, Assistant Professor / Electronics and Communication Engineering for getting an Excellent Feedback from the students for the subject **Electron Devices** in the Even Semester of the Academic Year 2015-2016. We are very happy and looking forward the same in future.



PRINCIPAL

K.S.R. Kalvi Nagar, Tiruchengode - 637 215, Namakkal Dist., Tamil Nadu, India.
Tel: +91 - 4288 - 274773 | Fax: +91 - 4288 | E-mail: admin@ksriet.ac.in | www.ksriet.ac.in



PRINCIPAL,
K. S. R. INSTITUTE FOR
ENGINEERING AND TECHNOLOGY,
K. S. R. KALVI NAGAR,
TIRUCHENGODE-637 215,
NAMAKKAL Dt. TAMIL NADU.

R. Srinivasan B.B.M.,
Chairman cum Managing Trustee

10.05.2016

Letter of Appreciation

This letter of appreciation has been rewarded to Mr.T.Senthil, Assistant Professor / Electronics and Communication Engineering for getting an Excellent feedback from the students for the subject Computer Architecture in the Even Semester of the Academic Year 2015-2016. We are very happy and looking forward the same in future.



PRINCIPAL

K.S.R. Kalvi Nagar, Tiruchengode - 637 215, Namakkal Dist., Tamil Nadu, India.
Tel: +91 - 4288 - 274773 | Fax: +91 - 4288 | E-mail: admin@ksriet.ac.in | www.ksriet.ac.in




PRINCIPAL.
K. S. R. INSTITUTE FOR
ENGINEERING AND TECHNOLOGY,
K. S. R. KALVI NAGAR,
TIRUCHENGODE-637 215,
NAMAKKAL DI, TAMIL NADU.


**KSR INSTITUTE FOR ENGINEERING AND TECHNOLOGY,
TIRUCHENGODE- 637 215
DEPARTMENT OF EEE**

**LIST OF FACULTIES WHO SECURED LESS THAN 60% IN
FACULTY PERFORMANCE APPRAISAL SYSTEM**

ACADEMIC YEAR: 2015-16

S.NO	NAME OF THE FACULTY
1.	Mr.A.THANGARAJU
2.	Ms.S.SUDHA
3.	Mr.L..NISHANTH


PRINCIPAL,
K. S. R. INSTITUTE FOR
ENGINEERING AND TECHNOLOGY,
K. S. R. KALVI NAGAR,
TIRUCHENGODE - 637 215,
NARAYANAPURAM, TAMIL NADU.


HOD/EEE

DEPARTMENT OF EEE

FACULTY ENHANCEMENT MEETING



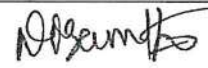
ACADEMIC YEAR: 2015-16


The Head of department interacted with the faculty members who have secured less than 60% in Faculty performance appraisal system. The faculty members are asked to concentrate on their areas for improvement.

The following corrective measures were suggested:

- To concentrate more on student skill development activities.
- To conduct value added courses.
- To mentor the students to participate in more co-curricular activities.
- To recall the concepts often in classroom by discussing summary.
- To concentrate on Research and Development activities.

LIST OF FACULTIES

S.NO	NAME	Sign
1.	Mr.A.THANGARAJU	
2.	Ms.S.SUDHA	
3.	Mr.L..NISHANTH	


PRINCIPAL,
K. S. R. INSTITUTE FOR
ENGINEERING AND TECHNOLOGY,
K. S. R. KALVI NAGAR,
TIRUCHENGODE - 637 215,
NAMAKKAL DI, TAMIL NADU.


HOD/EEE

K S R INSTITUTE FOR ENGINEERING AND TECHNOLOGY

Department of Computer Science and Engineering

Performance Appraisal for Supporting Staff

ACADEMIC YEAR 2019-2020

Supporting Staff List

S.No	Name of the Faculty	Designation	Consolidated Score	Overall performance
1.	Mr. S. ABIVIRUTHI	Lab Assistant	72.8	Good
2.	Mr. P. RAJKUMAR	Lab Assistant	75.7	Very good
3.	Ms. T. UDHAYA	Lab Instructor	74.2	Good


PRINCIPAL,
K. S. R. INSTITUTE FOR
ENGINEERING AND TECHNOLOGY,
K. S. R. INSTITUTE FOR
TECHNOLOGY,
NANDYALUR, TAMIL NADU.


K S R INSTITUTE FOR ENGINEERING AND TECHNOLOGY

Department of Computer Science and Engineering

Performance Appraisal for Supporting Staff

ACADEMIC YEAR 2018-2019

S.No	Name of the Faculty	Designation	Consolidated Score	Overall performance
1.	Mr. S. ABIVIRUTHI	Lab Assistant	78.5	Very good
2.	Mr. P. RAJKUMAR	Lab Assistant	74.28	Good
3.	Ms. T. UDHAYA	Lab Instructor	78.5	Very good


PRINCIPAL,
K. S. R. INSTITUTE FOR
ENGINEERING AND TECHNOLOGY,
K. S. ROAD, TANDY,
TIRUCHENGAI - 627 015,
NAMAKKAL DISTRICT, TAMIL NADU.


K S R INSTITUTE FOR ENGINEERING AND TECHNOLOGY

Department of Computer Science and Engineering

Performance Appraisal for Supporting Staff

ACADEMIC YEAR 2017-2018

S.No	Name of the Faculty	Designation	Consolidated Score	Overall performance
1.	Mr. S. ABIVIRUTHI	Lab Assistant	74.28	Good
2.	Mr. P. RAJKUMAR	Lab Assistant	71.4	Good
3.	Ms. T. UDHAYA	Lab Instructor	77.14	Very good


PRINCIPAL,
K. S. R. INSTITUTE FOR
ENGINEERING AND TECHNOLOGY,
K. S. P., KALYANAGAR,
TIRUCHENGODE - 637 015,
NAMANGAL DI, TAMIL NADU.

K S R INSTITUTE FOR ENGINEERING AND TECHNOLOGY

Department of Computer Science and Engineering

Performance Appraisal for Supporting Staff

ACADEMIC YEAR 2016-2017

S.No	Name of the Faculty	Designation	Consolidated Score	Overall performance
1.	Mr. S. ABIVIRUTHI	Lab Assistant	74.2	Good
2.	Mr. P. RAJKUMAR	Lab Assistant	74.2	Good
3.	Ms. T. UDHAYA	Lab Instructor	77.1	Very good


PRINCIPAL,
K. S. R. INSTITUTE FOR
ENGINEERING AND TECHNOLOGY,
K. S. R. KALYANAGAR,
TIRUCHENGOORE - 627 715,
NAMAKKAL DISTRICT, TAMIL NADU.

K S R INSTITUTE FOR ENGINEERING AND TECHNOLOGY

Department of Computer Science and Engineering

Performance Appraisal for Supporting Staff

ACADEMIC YEAR 2015-2016

S.No	Name of the Faculty	Designation	Consolidated Score	Overall performance
1.	Mr. S. ABIVIRUTHI	Lab Assistant	77.1	Very good
2.	Mr. P. RAJKUMAR	Lab Assistant	74.2	Good
3.	Ms. T. UDHAYA	Lab Instructor	74.2	Good


PRINCIPAL,
K. S. R. INSTITUTE FOR
ENGINEERING AND TECHNOLOGY,
K. S. R. KALVIKOTTA,
TIRUCHENGODE - 617 015,
NAMAKKAL Dt, TAMIL NADU.

KSR INSTITUTE FOR ENGINEERING AND TECHNOLOGY


TIRUCHENGODE – 637215.


DEPARTMENT OF ELECTRICAL AND ELECTRONICS ENGINEERING

CONSOLIDATED LIST OF NON-TEACHING PERFORMANCE APPRAISAL

ACADEMIC YEAR: 2015-16

S.No	Name of the Staff	Consolidated Score %	Overall Performance
1.	Mr.E.Dhamodharan	75.71	GOOD
2.	Mr.C.Eswaran	74.28	GOOD
3.	Mr.K.Gopi	78.57	VERY GOOD
4.	Mr.S.Loganathan	80.00	VERY GOOD
5.	Mr.M.Jeyaraman	77.14	VERY GOOD
6.	Mr.R.Mathesh	80.00	VERY GOOD
7.	Mr. P.Karthi	80.00	VERY GOOD


HoD
22.5.16


PRINCIPAL,
K. S. R. INSTITUTE FOR
ENGINEERING AND TECHNOLOGY,
K. S. R. KALINAGAR,
TIRUCHENGODE - 637 215,
NANDIYALUR, TAMIL NADU.


Principal

KSR INSTITUTE FOR ENGINEERING AND TECHNOLOGY

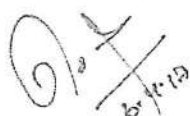
TIRUCHENGODE – 637215.


DEPARTMENT OF ELECTRICAL AND ELECTRONICS ENGINEERING

CONSOLIDATED LIST OF NON-TEACHING PERFORMANCE APPRAISAL

ACADEMIC YEAR: 2016-17

S.No	Name of the Staff	Consolidated Score %	Overall Performance
1.	Mr.E.Dhamodharan	78.57	VERY GOOD
2.	Mr.C.Eswaran	75.71	VERY GOOD
3.	Mr. K.Gopi	80.00	VERY GOOD
4.	Mr.M.Jeyaraman	80.00	VERY GOOD
5.	Mr.R.Mathesh	85.71	EXCELLENT
6.	Mr.P.Karthi	81.42	VERY GOOD
7.	Mrs.M.Shanthi	75.71	VERY GOOD


HoD


PRINCIPAL,
K. S. R. INSTITUTE FOR
ENGINEERING AND TECHNOLOGY,
K. S. R. KALVI NAGAR,
TIRUCHENGODE - 637 215,
NAMAKKAL Dt, TAMIL NADU.


Principal

KSR INSTITUTE FOR ENGINEERING AND TECHNOLOGY

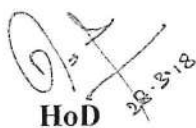
TIRUCHENGODE – 637215.


DEPARTMENT OF ELECTRICAL AND ELECTRONICS ENGINEERING


CONSOLIDATED LIST OF NON-TEACHING PERFORMANCE APPRAISAL

ACADEMIC YEAR: 2017-18

S.No	Name of the Staff	Consolidated Score %	Overall Performance
1.	Mr.E.Dhamodharan	75.71	VERY GOOD
2.	Mr.C.Eswaran	75.71	VERY GOOD
3.	Mr.K.Gopi	81.42	VERY GOOD
4.	Mr.M.Jeyaraman	80.00	VERY GOOD
5.	Mr.R.Mathesh	82.85	VERY GOOD
6.	Mr. P.Karthi	75.71	VERY GOOD
7.	Ms. A.Amirtham	90.00	VERY GOOD


HoD


PRINCIPAL,
K. S. R. INSTITUTE FOR
ENGINEERING AND TECHNOLOGY,
K. S. R. KALDI NAGAR,
TIRUCHENGODE - 637 215,
NAMAKAL DIST, TAMIL NADU.


Principal

KSR INSTITUTE FOR ENGINEERING AND TECHNOLOGY


TIRUCHENGODE – 637215.


DEPARTMENT OF ELECTRICAL AND ELECTRONICS ENGINEERING


CONSOLIDATED LIST OF NON-TEACHING PERFORMANCE APPRAISAL

ACADEMIC YEAR: 2018-19

S.No	Name of the Staff	Consolidated Score %	Overall Performance
1.	Mr.E.Dhamodharan	82.85	VERY GOOD
2.	Mr.C.Eswaran	78.57	VERY GOOD
3.	Mr.K.Gopi	82.85	VERY GOOD
4.	Mr.M.Jeyaraman	82.85	VERY GOOD
5.	Mr.R.Mathesh	82.85	VERY GOOD
6.	Mr.P.Karthi	75.71	VERY GOOD
7.	Ms.A.Amirtham	80.00	VERY GOOD


HoD


PRINCIPAL,
K. S. R. INSTITUTE FOR
ENGINEERING AND TECHNOLOGY,
K. S. R. KALAI NAGAR,
TIRUCHENGODE - 637 215,
NAMAKKAL DISTRICT, TAMIL NADU.


Principal

KSR INSTITUTE FOR ENGINEERING AND TECHNOLOGY

TIRUCHENGODE – 637215.


DEPARTMENT OF ELECTRICAL AND ELECTRONICS ENGINEERING

CONSOLIDATED LIST OF NON-TEACHING PERFORMANCE APPRAISAL

ACADEMIC YEAR: 2019-20

S.No	Name of the Staff	Consolidated Score %	Overall Performance
1.	Mr.E.Dhamodharan	81.42	VERY GOOD
2.	Mr.C.Eswaran	75.71	VERY GOOD
3.	Mr.K.Gopi	78.57	VERY GOOD
4.	Mr.M.Jeyaraman	74.28	GOOD
5.	Mr.R.Mathesh	82.85	VERY GOOD
6.	Mr.P.Karthi	77.14	VERY GOOD
7.	Ms.R.Kiruthigadevi	82.85	VERY GOOD


HoD 27/12/20


PRINCIPAL,
K. S. R. INSTITUTE FOR
ENGINEERING AND TECHNOLOGY,
K. S. R. KALYANAGAR,
TIRUCHENGODE - 637 215,
NANDYALUR DI, TAMIL NADU.


Principal

K S R INSTITUTE FOR ENGINEERING AND TECHNOLOGY

TIRUCHENGODE – 637215.

DEPARTMENT OF ELECTRONICS AND COMMUNICATION ENGINEERING

CONSOLIDATED LIST OF NON-TEACHING PERFORMANCE APPRAISAL

ACADEMIC YEAR: 2019-2020

S.No	Name of the Staff	Consolidated Score %	Overall Performance
1.	Mr.A.Sundar	85	Excellent
2.	Ms.R.Srimathi	82	Very Good
3.	Mr.V.Venkatesh	78	Very Good
4.	Mr.M.Guru Ramalingam	64	Good
5.	Mr.J.Arun	79	Very Good
6.	Mr.K.Manikandan	78	Very Good


HoD 24/12/20


Principal


PRINCIPAL,
K. S. R. INSTITUTE FOR
ENGINEERING AND TECHNOLOGY,
K. S. R. KALVI NAGAR,
TIRUCHENGODE - 637 215,
NAMAKKAL Dt, TAMIL NADU.

K S R INSTITUTE FOR ENGINEERING AND TECHNOLOGY


TIRUCHENGODE – 637215.


DEPARTMENT OF ELECTRONICS AND COMMUNICATION ENGINEERING


CONSOLIDATED LIST OF NON-TEACHING PERFORMANCE APPRAISAL

ACADEMIC YEAR: 2018-2019

S.No	Name of the Staff	Consolidated Score %	Overall Performance
1.	Mr.A.Sundhar	82	Very Good
2.	Ms.R.Srimathi	83	Very Good
3.	Mr.P.Sabari giri	75	Very Good
4.	Mr.G.Rajesh	84	Very Good
5.	Ms.R.Soundharya	72	Good
6.	Mr.V.Venkatesh	81	Very Good


HoD


Principal


PRINCIPAL,
K. S. R. INSTITUTE FOR
ENGINEERING AND TECHNOLOGY,
K. S. R. KALVI NAGAR,
TIRUCHENGODE - 637 215,
NAMAKKAL Dt, TAMIL NADU.

K S R INSTITUTE FOR ENGINEERING AND TECHNOLOGY


TIRUCHENGODE – 637215.

DEPARTMENT OF ELECTRONICS AND COMMUNICATION ENGINEERING

CONSOLIDATED LIST OF NON-TEACHING PERFORMANCE APPRAISAL

ACADEMIC YEAR: 2017-2018

S.No	Name of the Staff	Consolidated Score %	Overall Performance
1.	Mr.A.Sundhar	80	Very Good
2.	Ms.R.Srimathi	78	Very Good
3.	Mr.P.Sabari giri	77	Very Good
4.	Mr.C.Saravanakumar	83	Very Good
5.	Mrs.L.Rathika	84	Very Good
6.	Mr.C.Sugendhar	82	Very Good


HoD


Principal


PRINCIPAL,
K. S. R. INSTITUTE FOR
ENGINEERING AND TECHNOLOGY,
K. S. R. KALVI NAGAR,
TIRUCHENGODE - 637 215,
NAMAKKAL Dt, TAMIL NADU.

K S R INSTITUTE FOR ENGINEERING AND TECHNOLOGY

TIRUCHENGODE – 637215.

DEPARTMENT OF ELECTRONICS AND COMMUNICATION ENGINEERING

CONSOLIDATED LIST OF NON-TEACHING PERFORMANCE APPRAISAL

ACADEMIC YEAR: 2016-2017

S.No	Name of the Staff	Consolidated Score %	Overall Performance
1.	Mr .A.Sundhar	82	Very Good
2.	Mr .C.Saravanakumar	84	Very Good
3.	Mrs.L.Rathika	78	Very Good
4.	Mr .J.R.Shanmugam	75	Very Good
5.	Mr.A.Parthiban	80	Very Good
6.	Ms.N.Anitha mani	73	Good


HoD


PRINCIPAL,
K. S. R. INSTITUTE FOR
ENGINEERING AND TECHNOLOGY,
K. S. R. KALVI NAGAR,
TIRUCHENGODE - 637 215,
NAMAKKAL DL, TAMIL NADU.


Principal

K S R INSTITUTE FOR ENGINEERING AND TECHNOLOGY


TIRUCHENGODE – 637215.

DEPARTMENT OF ELECTRONICS AND COMMUNICATION ENGINEERING

CONSOLIDATED LIST OF NON-TEACHING PERFORMANCE APPRAISAL

ACADEMIC YEAR: 2015-2016

S.No	Name of the Staff	Consolidated Score %	Overall Performance
1.	Mr.J.R.Shanmugam	78	Very Good
2.	Mr.S.Uthayakumar	83	Very Good
3.	Mr.C.Gowthaman	88	Excellent
4.	Mrs.L.Rathika	74	Good
5.	Mr.C.Saravanakumar	80	Very Good
6.	Mr.A.Sundhar	82	Very Good
7.	Mr.V.Manikandan	81	Very Good


HoD


Principal


PRINCIPAL,
K. S. R. INSTITUTE FOR
ENGINEERING AND TECHNOLOGY,
K. S. R. KALVI NAGAR,
TIRUCHENGODE - 637 215,
NAMAKKAL Dt, TAMIL NADU.

**KSR INSTITUTE FOR ENGINEERING AND TECHNOLOGY
TIRUCHENGODE**

DEPARTMENT OF INFORMATION TECHNOLOGY

CONSOLIDATED NON TEACHING PERFORMANCE APPRAISAL

Academic Year 2015-2016

Date :10.08.2016

S. No.	Name of the Staff	Consolidated Score %	Overall Performance
1	N.Kannan	84%	VERY GOOD
2	J.Kalaiyaran	81%	VERY GOOD
3	T.Chitra	84%	VERY GOOD

Note:

Overall Performance is generated based on the following conditions:

If total consolidated score % is **85 %** and above then the result is **EXCELLENT**

If total consolidated score % is **75%** and above and below **85%** then the result is **VERY GOOD**

If total consolidated score % is **60%** and above and below **75%** then the result is **GOOD**

If total consolidated score % is **55%** and above and below **60%** then the result is **SATISFACTORY**

If total consolidated score % is below **55%** then the result is **POOR**

P. Manoj
10/8/16
HoD

[Signature]
10/8/16
Principal

[Signature]
PRINCIPAL,
K. S. R. INSTITUTE FOR
ENGINEERING AND TECHNOLOGY,
100, K. S. R. NAGAR,
TIRUCHENGODE - 637 215,
TAMIL NADU.

KSR INSTITUTE FOR ENGINEERING AND TECHNOLOGY
TIRUCHENGODE

DEPARTMENT OF INFORMATION TECHNOLOGY

CONSOLIDATED NON TEACHING PERFORMANCE APPRAISAL

Academic Year 2016-2017

Date : 08.08.2017

S. No.	Name of the Staff	Consolidated Score %	Overall Performance
1	N.Kannan	91%	EXCELLENT
2	J.Kalaiyaran	86%	EXCELLENT
3	T.Chitra	91%	EXCELLENT

Note:

Overall Performance is generated based on the following conditions:


If total consolidated score % is **85 %** and above then the result is **EXCELLENT**


If total consolidated score % is **75%** and above and below **85%** then the result is **VERY GOOD**

If total consolidated score % is **60%** and above and below **75%** then the result is **GOOD**

If total consolidated score % is **55%** and above and below **60%** then the result is **SATISFACTORY**

If total consolidated score % is below **55%** then the result is **POOR**


HoD


Principal


PRINCIPAL,
K. S. R. INSTITUTE FOR
ENGINEERING AND TECHNOLOGY,
K. S. R., OLIVENADAR,
TIRUCHENGODE - 617 215,
NAMAKKAL Dt, TAMIL NADU.

**KSR INSTITUTE FOR ENGINEERING AND TECHNOLOGY
TIRUCHENGODE**

DEPARTMENT OF INFORMATION TECHNOLOGY

CONSOLIDATED NON TEACHING PERFORMANCE APPRAISAL

Academic Year 2017-2018

Date : 13.08.2018

S. No.	Name of the Staff	Consolidated Score %	Overall Performance
1	J.Kalaiyaran	83%	VERY GOOD
2	M.Mohamed Raffick	82%	VERY GOOD
3	T.Chitra	93%	EXCELLENT
4	S.Saranya	81%	VERY GOOD

Note:

Overall Performance is generated based on the following conditions:

If total consolidated score % is **85 %** and above then the result is **EXCELLENT**

If total consolidated score % is **75%** and above and below **85%** then the result is **VERY GOOD**

If total consolidated score % is **60%** and above and below **75%** then the result is **GOOD**

If total consolidated score % is **55%** and above and below **60%** then the result is **SATISFACTORY**

If total consolidated score % is below **55%** then the result is **POOR**

P. mason
13/8/18
HoD

[Signature]
PRINCIPAL
K. S. R. INSTITUTE FOR
ENGINEERING AND TECHNOLOGY,
K. S. R. KAVAYANBAR,
TIRUCHENGODE - 637 215,
NAMAKKAL DISTRICT, TAMIL NADU.

[Signature]
13/8/18
Principal

KSR INSTITUTE FOR ENGINEERING AND TECHNOLOGY
TIRUCHENGODE

DEPARTMENT OF INFORMATION TECHNOLOGY

CONSOLIDATED NON TEACHING PERFORMANCE APPRAISAL

Academic Year 2018-2019

Date :06.08.2019

S. No.	Name of the Staff	Consolidated Score %	Overall Performance
1	J.Kalaiyaran	87%	EXCELLENT
3	M.Mohamed Raffick	87%	EXCELLENT
2	T.Chitra	89%	EXCELLENT
4	C.Kavitha	84%	VERY GOOD

Note:

Overall Performance is generated based on the following conditions:

If total consolidated score % is **85 %** and above then the result is **EXCELLENT**

If total consolidated score % is **75%** and above and below **85%** then the result is **VERY GOOD**

If total consolidated score % is **60%** and above and below **75%** then the result is **GOOD**

If total consolidated score % is **55%** and above and below **60%** then the result is **SATISFACTORY**

If total consolidated score % is below **55%** then the result is **POOR**

p. m. ...
6/8/19
HoD

[Signature]
PRINCIPAL,
K. S. R. INSTITUTE FOR
ENGINEERING AND TECHNOLOGY,
K. S. R. KALMI NAGAR,
TIRUCHENGODE - 637 715,
NAMAKYAL DI, TAMIL NADU.

[Signature]
6/8/19
Principal

**KSR INSTITUTE FOR ENGINEERING AND TECHNOLOGY
TIRUCHENGODE**

DEPARTMENT OF INFORMATION TECHNOLOGY

CONSOLIDATED NON TEACHING PERFORMANCE APPRAISAL

Academic Year 2019-2020

Date :05.01.2021

S. No.	Name of the Staff	Consolidated Score %	Overall Performance
1	J.Kalaiyaran	91%	EXCELLENT
2	T.Chitra	80%	EXCELLENT
3	M.Mohamed Raffick	88%	EXCELLENT
4	N.Kavitha	91%	EXCELLENT

Note:

Overall Performance is generated based on the following conditions:

If total consolidated score % is **85 %** and above then the result is **EXCELLENT**


If total consolidated score % is **75%** and above and below **85%** then the result is **VERY GOOD**


If total consolidated score % is **60%** and above and below **75%** then the result is **GOOD**

If total consolidated score % is **55%** and above and below **60%** then the result is **SATISFACTORY**

If total consolidated score % is below **55%** then the result is **POOR**

P.M.S. 20/1/21
5/1/21
HoD


**PRINCIPAL,
K. S. R. INSTITUTE FOR
ENGINEERING AND TECHNOLOGY,
K. S. R. ROAD, K. S. R.,
TIRUCHENGODE - 627 215,
NAMAKKAL Dt, TAMIL NADU.**



Principal

K S R INSTITUTE FOR ENGINEERING AND TECHNOLOGY
TIRUCHENGODE-637215

DEPARTMENT OF MECHANICAL ENGINEERING
CONSOLIDATED LIST OF NON TEACHING PERFORMANCE APPRAISAL
AC ADEMIC YEAR: 2019-20

S.No	Name of the Faculty	Consolidated score %	Overall Performance
1.	D.Senthil Kumar	81.4	Very Good
2.	P.Sureshkumar	75.5	Very Good
3.	S.Senthil	70	Good
4.	P.Vijay	69	Good
5.	S.Andal	81.4	Very Good
6.	N.Suganya	69	Good


HoD / MECH


K. S. R. INSTITUTE FOR ENGINEERING AND TECHNOLOGY,
TIRUCHENGODE - 637 215,
NAINITAL, DIST. TAMIL NADU.


PRINCIPAL

K S R INSTITUTE FOR ENGINEERING AND TECHNOLOGY


TIRUCHENGODE-637215

DEPARTMENT OF MECHANICAL ENGINEERING

CONSOLIDATED LIST OF NON TEACHING PERFORMANCE APPRAISAL

ACADEMIC YEAR: 2018-2019

S.No	Name of the Faculty	Consolidated score %	Overall Performance
1.	D.Senthil Kumar	80	Very Good
2.	P.Sureshkumar	75.7	Very Good
3.	M.Muthuraja	80	Very Good
4.	E.Mahendran	70	Good
5.	T.Vimala	80	Very Good
6.	S.Andal	80	Very Good



HoD / MECH


PRINCIPAL
K. S. R. INSTITUTE FOR
ENGINEERING AND TECHNOLOGY,
K. S. R. HALLS, A.C.A.S.,
TIRUCHENGODE - 637 215,
NAMAKKAL Dt, TAMIL NADU.


PRINCIPAL

KSR INSTITUTE FOR ENGINEERING AND TECHNOLOGY
DEPARTMENT OF MECHANICAL ENGINEERING
NON-TEACHING PERFORMANCE APPRASIAL CONSOLIDATE SHEET
Academic year -2017-2018

S.NO	NAME	SCORE	EVALUTION
1.	D. Senthil Kumar	51	GOOD
2.	S. Sundarasekar	51	GOOD
3.	A.Muthuraja	55	VERY GOOD
4.	S.Elango	49	GOOD
5.	P.Sureshkumar	48	GOOD
6.	T.Vimala	51	GOOD
7.	S.Andal	51	GOOD


HoD / MECH


PRINCIPAL



PRINCIPAL,
K. S. R. INSTITUTE FOR
ENGINEERING AND TECHNOLOGY,
K. S. R. KALYAN NAGAR,
THIRUCHENGODE - 637 215,
NAMAKKAL DISTRICT, TAMIL NADU.

KSR INSTITUTE FOR ENGINEERING AND TECHNOLOGY
DEPARTMENT OF MECHANICAL ENGINEERING
NON-TEACHING PERFORMANCE APPRASIAL CONSOLIDATE SHEET
Academic year -2016-2017

S.NO	NAME	SCORE	EVALUTION
1.	D. Senthil Kumar	50	GOOD
2.	V. Gunasekar	50	GOOD
3.	S.Sundarasekar	53	VERY GOOD
4.	S.Lokesh	54	VERY GOOD
5.	M.Annamalai	55	VERY GOOD
6.	T.Vimala	55	GOOD
7.	S.Andal	52	VERY GOOD


HoD / MECH


PRINCIPAL


PRINCIPAL,
K. S. R. INSTITUTE FOR
ENGINEERING AND TECHNOLOGY,
K. S. E. KALYANAGAR,
TIRUCHENGODE - 637 215,
NAMAGAL Dt, TAMIL NADU.

KSR INSTITUTE FOR ENGINEERING AND TECHNOLOGY
DEPARTMENT OF MECHANICAL ENGINEERING
NON-TEACHING PERFORMANCE APPRASIAL CONSOLIDATE SHEET

Academic year -2015-2016

S.NO	NAME	SCORE	EVALUTION
1.	D.Senthil Kumar	52	GOOD
2.	N.Senthilraja	54	VERYGOOD
3.	S.Sundarasekar	50	GOOD
4.	S.Lokesh	54	VERY GOOD
5.	V.Guna sekar	51	GOOD
6.	M.Annamalai	55	VERY GOOD
7.	C.Kumar	56	VERY GOOD
8.	T.Vimala	55	VERY GOOD
9.	S.Andal	57	VERY GOOD

HoD / MECH

PRINCIPAL

PRINCIPAL
K. S. R. INSTITUTE FOR
ENGINEERING AND TECHNOLOGY,
K. S. R. KALLI NAGAR,
TIRUCHENGODE - 637 216,
NAMAKKAL DISTRICT, TAMIL NADU.

Non-Teaching Staff Performance Appraisal

Name : S. Abhisuthu
Department : CSE

Designation : Tech Asst
Academic Year : 2015-16

1. Details of Skill /Administration based Training Attended (Each Program 5 Points):

S.No	Title of the Program/Course	Date / Duration	Name of the Organization
1.	Orientation program on MS office and hardware configuration	11.8.15 to 14.8.15	KSRIET
TOTAL		5/15	

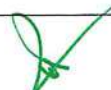
2. Rating by Faculty / Lab Incharge

S.No	Category	Rating (1-5)	Remarks
Rating by Faculty / Lab Incharge			
2.1	Subject / Domain Knowledge	5	
2.2	Ability to demonstrate the experiment	5	
2.3	Ability to calibrate equipments	4	
2.4	Knowledge on specification of equipments	5	
2.5	Ability to operate the safety equipments	4	
2.6	Ability to service the components and equipments	5	
2.7	Maintaining Cleanliness of laboratory	5	
TOTAL		33/35	

3. Rating by HoD:

Rating by HoD			
S.No	Category	Rating (1-5)	Remarks
3.1	Maintenance of Files /Records / Equipment's	3	
3.2	Perfection in work	4	
3.3	Ability and willingness to take up additional load in times of exigencies	5	
3.4	Overall rating by HoD	4	
TOTAL		16/20	

(Rating: Poor - 1, Average - 2, Good - 3, Very Good - 4, and Excellent - 5)


 PRINCIPAL,
 K. S. R. INSTITUTE FOR
 ENGINEERING AND TECHNOLOGY,
 K. S. R. KALVI NAGAR,
 TIRUCHENGODE - 637 215,
 NAMAKKAL Dt. TAMIL NADU.

NON-TEACHING STAFF PERFORMANCE APPRAISAL SCORE SHEET

S.No	Category	Max. score	Score obtained	% of score obtained
1.	Skill /Administration based Training Attended	15	5	33.3%
2.	Rating by Faculty / Lab Incharge	35	33	94.2%
3.	Rating by HoD	20	16	80%
Consolidated Score %				77.1%
Overall Performance				VERY GOOD



HoD


Principal

Note:

Overall Performance is generated based on the following conditions:

- If total consolidated score % is **85%** and above then the result is **EXCELLENT**
- If total consolidated score % is **75%** and above and below **85%** then the result is **VERY GOOD**
- If total consolidated score % is **60%** and above and below **75%** then the result is **GOOD**
- If total consolidated score % is **50%** and above and below **60%** then the result is **SATISFACTORY**
- If total consolidated score % is below **50%** then the result is **POOR**


PRINCIPAL,
K. S. R. INSTITUTE FOR
ENGINEERING AND TECHNOLOGY,
K. S. R. KALVI NAGAR,
TIRUCHENGURU
NAMAKKAL DISTRICT, TAMIL NADU.

Non-Teaching Staff Performance Appraisal

Name : P. Rajkumar
 Department : CSE
 Designation : Lab Assistant
 Academic Year : 2015-16.

1. Details of Skill /Administration based Training Attended (Each Program 5 Points):

S.No	Title of the Program/Course	Date / Duration	Name of the Organization
1.	Orientation Programme on MS office and Hardware configuration.	11.8.15 to 14.8.15	KSRIET
TOTAL		5/15	


2. Rating by Faculty / Lab Incharge

S.No	Category	Rating (1-5)	Remarks
Rating by Faculty / Lab Incharge			
2.1	Subject / Domain Knowledge	4	
2.2	Ability to demonstrate the experiment	5	
2.3	Ability to calibrate equipments	5	
2.4	Knowledge on specification of equipments	4	
2.5	Ability to operate the safety equipments	5	
2.6	Ability to service the components and equipments	4	
2.7	Maintaining Cleanliness of laboratory	5	
TOTAL		32/35	

3. Rating by HoD:

Rating by HoD			
S.No	Category	Rating (1-5)	Remarks
3.1	Maintenance of Files /Records / Equipment's	4	
3.2	Perfection in work	4	
3.3	Ability and willingness to take up additional load in times of exigencies	3	
3.4	Overall rating by HoD	4	
TOTAL		15/20	

(Rating: Poor - 1, Average - 2, Good - 3, Very Good - 4, and Excellent - 5)


 PRINCIPAL,
 K. S. R. INSTITUTE FOR
 ENGINEERING AND TECHNOLOGY,
 K. S. R. KALVINAGAR,
 TIRUCHENGODE - 637 215,
 NAMAKKAL DISTRICT, TAMILNADU.

NON-TEACHING STAFF PERFORMANCE APPRAISAL SCORE SHEET

S.No	Category	Max. score	Score obtained	% of score obtained
1.	Skill /Administration based Training Attended	15	5	33.3%
2.	Rating by Faculty / Lab Incharge	35	32	91.4%
3.	Rating by HoD	20	15	75%
Consolidated Score %				74.2%
Overall Performance				GOOD


HoD 6/5/16


Principal

Note:

Overall Performance is generated based on the following conditions:

- If total consolidated score % is **85%** and above then the result is **EXCELLENT**
- If total consolidated score % is **75%** and above and below **85%** then the result is **VERY GOOD**
- If total consolidated score % is **60%** and above and below **75%** then the result is **GOOD**
- If total consolidated score % is **50%** and above and below **60%** then the result is **SATISFACTORY**
- If total consolidated score % is below **50%** then the result is **POOR**


PRINCIPAL,
K. S. R. INSTITUTE FOR
ENGINEERING AND TECHNOLOGY,
K. S. R. KALVI NAGAR,
TIRUCHENGODE-637 215,
NAMAKKAL DISTRICT, TAMIL NADU.

Non-Teaching Staff Performance Appraisal

Name : T. Udhaya
Department : CSE

Designation : Lab Instructor
Academic Year : 2015-16

1. Details of Skill /Administration based Training Attended (Each Program 5 Points):

S.No	Title of the Program/Course	Date / Duration	Name of the Organization
1.	Orientation programme on	11.8.15 to	KSRIET
	MS office and Hardware configuration	14.8.15	
TOTAL		5 / 15	


2. Rating by Faculty / Lab Incharge

S.No	Category	Rating (1-5)	Remarks
Rating by Faculty / Lab Incharge			
2.1	Subject / Domain Knowledge	5	
2.2	Ability to demonstrate the experiment	4	
2.3	Ability to calibrate equipments	4	
2.4	Knowledge on specification of equipments	4	
2.5	Ability to operate the safety equipments	5	
2.6	Ability to service the components and equipments	5	
2.7	Maintaining Cleanliness of laboratory	5	
TOTAL		32 / 35	

3. Rating by HoD:


Rating by HoD			
S.No	Category	Rating (1-5)	Remarks
3.1	Maintenance of Files /Records / Equipment's	3	
3.2	Perfection in work	4	
3.3	Ability and willingness to take up additional load in times of exigencies	4	
3.4	Overall rating by HoD	4	
TOTAL		15 / 20	

(Rating: Poor - 1, Average - 2, Good - 3, Very Good - 4, and Excellent - 5)


 PRINCIPAL,
 K. S. R. INSTITUTE FOR
 ENGINEERING AND TECHNOLOGY,
 K. S. R. KALVI NAGAR,
 TIRUCHENGODE-637 215,
 NAMAKKAL Dt. TAMIL NADU.

NON-TEACHING STAFF PERFORMANCE APPRAISAL SCORE SHEET

S.No	Category	Max. score	Score obtained	% of score obtained
1.	Skill /Administration based Training Attended	15	5	33.3%
2.	Rating by Faculty / Lab Incharge	35	32	91.4%
3.	Rating by HoD	20	15	75%
Consolidated Score %				74.2%
Overall Performance				GOOD



 HoD


 Principal

Note:

Overall Performance is generated based on the following conditions:

- If total consolidated score % is **85%** and above then the result is **EXCELLENT**
- If total consolidated score % is **75%** and above and below **85%** then the result is **VERY GOOD**
- If total consolidated score % is **60%** and above and below **75%** then the result is **GOOD**
- If total consolidated score % is **50%** and above and below **60%** then the result is **SATISFACTORY**
- If total consolidated score % is below **50%** then the result is **POOR**


 PRINCIPAL,
 K. S. R. INSTITUTE FOR
 ENGINEERING AND TECHNOLOGY,
 K. S. R. KALVI NAGAR,
 TIRUCHENGODE-637 215,
 NAMAKKAL Dt. Tamil Nadu.

Non-Teaching Staff Performance Appraisal

Name : S. Abirahutni
Department : CSE

Designation : Tech Assistant
Academic Year : 2016-17

1. Details of Skill /Administration based Training Attended (Each Program 5 Points):

S.No	Title of the Program/Course	Date / Duration	Name of the Organization
1	Orientation program on MS office and system configuration	9.8.16 to 13.8.16	KSRIET
TOTAL		5 / 15	

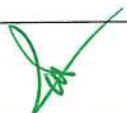
2. Rating by Faculty / Lab Incharge

S.No	Category	Rating (1 - 5)	Remarks
Rating by Faculty / Lab Incharge			
2.1	Subject / Domain Knowledge	5	
2.2	Ability to demonstrate the experiment	5	
2.3	Ability to calibrate equipments	3	
2.4	Knowledge on specification of equipments	5	
2.5	Ability to operate the safety equipments	4	
2.6	Ability to service the components and equipments	5	
2.7	Maintaining Cleanliness of laboratory	5	
TOTAL		32 / 35	

3. Rating by HoD:

Rating by HoD			
S.No	Category	Rating (1 - 5)	Remarks
3.1	Maintenance of Files /Records / Equipment's	4	
3.2	Perfection in work	4	
3.3	Ability and willingness to take up additional load in times of exigencies	3	
3.4	Overall rating by HoD	4	
TOTAL		15 / 20	

(Rating: Poor - 1, Average - 2, Good - 3, Very Good - 4, and Excellent - 5)


 PRINCIPAL,
 K. S. R. INSTITUTE FOR
 ENGINEERING AND TECHNOLOGY,
 K. S. R. KALVI NAGAR,
 TIRUCHENGODE-637 215,
 NAMAKKAL DI. TAMIL NADU.

NON-TEACHING STAFF PERFORMANCE APPRAISAL SCORE SHEET

S.No	Category	Max. score	Score obtained	% of score obtained
1.	Skill /Administration based Training Attended	15	5	33.3 %.
2.	Rating by Faculty / Lab Incharge	35	32	91.4 %.
3.	Rating by HoD	20	15	75 %.
Consolidated Score %				74.2 %.
Overall Performance				GOOD



HoD


Principal

Note:

Overall Performance is generated based on the following conditions:

- If total consolidated score % is **85%** and above then the result is **EXCELLENT**
- If total consolidated score % is **75%** and above and below **85%** then the result is **VERY GOOD**
- If total consolidated score % is **60%** and above and below **75%** then the result is **GOOD**
- If total consolidated score % is **50%** and above and below **60%** then the result is **SATISFACTORY**
- If total consolidated score % is below **50%** then the result is **POOR**


PRINCIPAL,
K. S. R. INSTITUTE FOR
ENGINEERING AND TECHNOLOGY,
K. S. R. KALVI NAGAR,
TIRUCHENGODE-637 215,
NAMAKKAL Dt. TAMIL NADU.

Non-Teaching Staff Performance Appraisal

Name : P. Rajkumar
 Department : CSE
 Designation : Lab Assistant
 Academic Year : 2016-17

1. Details of Skill /Administration based Training Attended (Each Program 5 Points):

S.No	Title of the Program/Course	Date / Duration	Name of the Organization
1.	Orientation Programme on.	9.8.16	
	Ms office and system	to.	KSRIET
	configuration.	13.8.16	
TOTAL		5/15	


2. Rating by Faculty / Lab Incharge

S.No	Category	Rating (1-5)	Remarks
Rating by Faculty / Lab Incharge			
2.1	Subject / Domain Knowledge	5	
2.2	Ability to demonstrate the experiment	5	
2.3	Ability to calibrate equipments	4	
2.4	Knowledge on specification of equipments	5	
2.5	Ability to operate the safety equipments	5	
2.6	Ability to service the components and equipments	4	
2.7	Maintaining Cleanliness of laboratory	5	
TOTAL		33/35	

3. Rating by HoD:

Rating by HoD			
S.No	Category	Rating (1-5)	Remarks
3.1	Maintenance of Files /Records / Equipment's	4	
3.2	Perfection in work	3	
3.3	Ability and willingness to take up additional load in times of exigencies	3	
3.4	Overall rating by HoD	4	
TOTAL		14/20	

(Rating: Poor - 1, Average - 2, Good - 3, Very Good - 4, and Excellent - 5)


 PRINCIPAL
 K. S. R. INSTITUTE FOR
 ENGINEERING AND TECHNOLOGY,
 K. S. R. KALYANALAR,
 TIRUCHENGODE - 637 215,
 NAMAKKAL Dt, TAMIL NADU.

NON-TEACHING STAFF PERFORMANCE APPRAISAL SCORE SHEET

S.No	Category	Max. score	Score obtained	% of score obtained
1.	Skill /Administration based Training Attended	15	5	33.3%
2.	Rating by Faculty / Lab Incharge	35	33	94.2%
3.	Rating by HoD	20	14	70%
Consolidated Score %				74.2%
Overall Performance				GOOD


SB
HoD 12/5/17


Principal

Note:

Overall Performance is generated based on the following conditions:

- If total consolidated score % is **85%** and above then the result is **EXCELLENT**
- If total consolidated score % is **75%** and above and below **85%** then the result is **VERY GOOD**
- If total consolidated score % is **60%** and above and below **75%** then the result is **GOOD**
- If total consolidated score % is **50%** and above and below **60%** then the result is **SATISFACTORY**
- If total consolidated score % is below **50%** then the result is **POOR**


PRINCIPAL,
K. S. R. INSTITUTE FOR
ENGINEERING AND TECHNOLOGY,
K. S. R. KALVINBAR,
TIRUCHENGODUR - 615,
NAMAKKAL DISTRICT, TAMIL NADU.

Non-Teaching Staff Performance Appraisal

Name : T. Udhaya
Department : CSE

Designation : Lab Instructor
Academic Year : 2016-17

1. Details of Skill /Administration based Training Attended (Each Program 5 Points):

S.No	Title of the Program/Course	Date / Duration	Name of the Organization
1.	Orientation Programme on MS office and System Configuration	9.8.16 to 13.8.16	KSRIET
TOTAL		5 / 15	


2. Rating by Faculty / Lab Incharge

S.No	Category	Rating (1-5)	Remarks
Rating by Faculty / Lab Incharge			
2.1	Subject / Domain Knowledge	5	
2.2	Ability to demonstrate the experiment	5	
2.3	Ability to calibrate equipments	5	
2.4	Knowledge on specification of equipments	5	
2.5	Ability to operate the safety equipments	4	
2.6	Ability to service the components and equipments	4	
2.7	Maintaining Cleanliness of laboratory	5	
TOTAL		33 / 35	

3. Rating by HoD:

Rating by HoD			
S.No	Category	Rating (1-5)	Remarks
3.1	Maintenance of Files /Records / Equipment's	4	
3.2	Perfection in work	5	
3.3	Ability and willingness to take up additional load in times of exigencies	4	
3.4	Overall rating by HoD	3	
TOTAL		16 / 20	

(Rating: Poor - 1, Average - 2, Good - 3, Very Good - 4, and Excellent - 5)


 PRINCIPAL,
 K. S. R. INSTITUTE FOR
 ENGINEERING AND TECHNOLOGY,
 K. S. R. KALVI STREET,
 TIRUCHENGODE-637 215,
 NAMAKKAL DIST, TAMIL NADU.

NON-TEACHING STAFF PERFORMANCE APPRAISAL SCORE SHEET

S.No	Category	Max. score	Score obtained	% of score obtained
1.	Skill /Administration based Training Attended	15	5	33.3 %.
2.	Rating by Faculty / Lab Incharge	35	33	94.2 %.
3.	Rating by HoD	20	16	80 %.
Consolidated Score %				77.1 %.
Overall Performance				VERY GOOD

[Signature]
2/3/17
HoD

[Signature]
12/5/17
Principal

Note:

Overall Performance is generated based on the following conditions:

- If total consolidated score % is **85%** and above then the result is **EXCELLENT**
- If total consolidated score % is **75%** and above and below **85%** then the result is **VERY GOOD**
- If total consolidated score % is **60%** and above and below **75%** then the result is **GOOD**
- If total consolidated score % is **50%** and above and below **60%** then the result is **SATISFACTORY**
- If total consolidated score % is below **50%** then the result is **POOR**

[Signature]
PRINCIPAL,
K. S. R. INSTITUTE FOR
ENGINEERING AND TECHNOLOGY,
K. S. R. NAGAR,
TIRUCHI DE-637 15,
NAMAKKAL DISTRICT, TAMIL NADU.

Non-Teaching Staff Performance Appraisal

Name : S. Abin Paulthi
Department : CSE

Designation : Tech Assistant
Academic Year : 2017-18

1. Details of Skill /Administration based Training Attended (Each Program 5 Points):

S.No	Title of the Program/Course	Date / Duration	Name of the Organization
1.	Orientation program on Ms office and system specification	7.8.17 to 11.8.17	KSRIET
TOTAL		5 / 15	

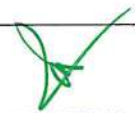
2. Rating by Faculty / Lab Incharge

S.No	Category	Rating (1 - 5)	Remarks
Rating by Faculty / Lab Incharge			
2.1	Subject / Domain Knowledge	5	
2.2	Ability to demonstrate the experiment	5	
2.3	Ability to calibrate equipments	4	
2.4	Knowledge on specification of equipments	5	
2.5	Ability to operate the safety equipments	4	
2.6	Ability to service the components and equipments	4	
2.7	Maintaining Cleanliness of laboratory	5	
TOTAL		33 / 35	

3. Rating by HoD:

Rating by HoD			
S.No	Category	Rating (1 - 5)	Remarks
3.1	Maintenance of Files /Records / Equipment's	4	
3.2	Perfection in work	3	
3.3	Ability and willingness to take up additional load in times of exigencies	4	
3.4	Overall rating by HoD	3	
TOTAL		14 / 20	

(Rating: Poor - 1, Average - 2, Good - 3, Very Good - 4, and Excellent - 5)


 PRINCIPAL,
 K. S. R. INSTITUTE FOR
 ENGINEERING AND TECHNOLOGY,
 K. S. R. KALVI NAGAR,
 TIRUCHENGODE-637 215,
 NAMAKKAL DL, TAMIL NADU.

NON-TEACHING STAFF PERFORMANCE APPRAISAL SCORE SHEET

S.No	Category	Max. score	Score obtained	% of score obtained
1.	Skill /Administration based Training Attended	15	5	33.3%
2.	Rating by Faculty / Lab Incharge	35	33	94.2%
3.	Rating by HoD	20	14	70%
Consolidated Score %				74.28%
Overall Performance				GOOD



HoD


Principal

Note:

Overall Performance is generated based on the following conditions:

- If total consolidated score % is **85%** and above then the result is **EXCELLENT**
- If total consolidated score % is **75%** and above and below **85%** then the result is **VERY GOOD**
- If total consolidated score % is **60%** and above and below **75%** then the result is **GOOD**
- If total consolidated score % is **50%** and above and below **60%** then the result is **SATISFACTORY**
- If total consolidated score % is below **50%** then the result is **POOR**


PRINCIPAL,
K. S. R. INSTITUTE FOR
ENGINEERING AND TECHNOLOGY,
K. S. R. KALVI NAGAR,
TIRUCHENGODE-637 215,
NAMAKKAL Dt. TAMIL NADU.



K S R INSTITUTE FOR ENGINEERING AND TECHNOLOGY

Tiruchengode, Narasakkal, Tamilnadu – 637 215

Non-Teaching Staff Performance Appraisal

Name : P. Rajkumar
Department : CSE
Designation : Lab Assistant
Academic Year : 2017-18

1. Details of Skill /Administration based Training Attended (Each Program 5 Points):

S.No	Title of the Program/Course	Date / Duration	Name of the Organization
1	orientation Programme on.	7.8.17	KSRIET
	MS-office and Specification.	11.8.17	
TOTAL		5 / 5	

2. Rating by Faculty / Lab Incharge

S.No	Category	Rating (1-5)	Remarks
Rating by Faculty / Lab Incharge			
2.1	Subject / Domain Knowledge	5	
2.2	Ability to demonstrate the experiment	5	
2.3	Ability to calibrate equipments	4	
2.4	Knowledge on specification of equipments	4	
2.5	Ability to operate the safety equipments	5	
2.6	Ability to service the components and equipment.	4	
2.7	Maintaining Cleanliness of laboratory	5	
TOTAL		32 / 35	

3. Rating by HoD:

Rating by HoD			
S.No	Category	Rating (1-5)	Remarks
3.1	Maintenance of Files /Records / Equipment's	3	
3.2	Perfection in work	4	
3.3	Ability and willingness to take up additional load in times of exigencies	3	
3.4	Overall rating by HoD	3	
TOTAL		13 / 20	

(Rating: Poor - 1, Average - 2, Good - 3, Very Good - 4, and Excellent - 5)

PRINCIPAL,
 K. S. R. INSTITUTE FOR
 ENGINEERING AND TECHNOLOGY,
 K. S. R. KAVI NAGAR,
 TIRUCHENGODE - 637 215,
 NARASAKKAL DISTRICT, TAMILNADU.

NON-TEACHING STAFF PERFORMANCE APPRAISAL SCORE SHEET

S.No	Category	Max. score	Score obtained	% of score obtained
1.	Skill /Administration based Training Attended	15	5	33.3%
2.	Rating by Faculty / Lab Incharge	35	32	91.4%
3.	Rating by HoD	20	13	65%
Consolidated Score %				71.4%
Overall Performance				GOOD


 HoD


 Principal

Note:

Overall Performance is generated based on the following conditions:

- If total consolidated score % is 85% and above then the result is **EXCELLENT**
- If total consolidated score % is 75% and above and below 85% then the result is **VERY GOOD**
- If total consolidated score % is 60% and above and below 75% then the result is **GOOD**
- If total consolidated score % is 50% and above and below 60% then the result is **SATISFACTORY**
- If total consolidated score % is below 50% then the result is **POOR**


 PRINCIPAL,
 K. S. R. INSTITUTE FOR
 ENGINEERING AND TECHNOLOGY,
 K. S. R. KALVI NAGAR,
 TIRUCHENGORE 637 215,
 KANAKKAL DE, TAMIL NADU.

Non-Teaching Staff Performance Appraisal

Name : T. Udhaya
Department : CSE

Designation : Lab Instructor
Academic Year : 2017-18

1. Details of Skill /Administration based Training Attended (Each Program 5 Points):

S.No	Title of the Program/Course	Date / Duration	Name of the Organization
1.	Orientation Programme on	7.8.17 to	KSRIET
	MS office and System Specifications	11.8.17	
TOTAL		5 / 15	


2. Rating by Faculty / Lab Incharge

S.No	Category	Rating (1 - 5)	Remarks
Rating by Faculty / Lab Incharge			
2.1	Subject / Domain Knowledge	5	
2.2	Ability to demonstrate the experiment	5	
2.3	Ability to calibrate equipments	4	
2.4	Knowledge on specification of equipments	5	
2.5	Ability to operate the safety equipments	5	
2.6	Ability to service the components and equipments	5	
2.7	Maintaining Cleanliness of laboratory	5	
TOTAL		34 / 35	

3. Rating by HoD:

Rating by HoD			
S.No	Category	Rating (1 - 5)	Remarks
3.1	Maintenance of Files /Records / Equipment's	4	
3.2	Perfection in work	3	
3.3	Ability and willingness to take up additional load in times of exigencies	3	
3.4	Overall rating by HoD	5	
TOTAL		15 / 20	

(Rating: Poor - 1, Average - 2, Good - 3, Very Good - 4, and Excellent - 5)


 PRINCIPAL,
 K. S. R. INSTITUTE FOR
 ENGINEERING AND TECHNOLOGY,
 K. S. R. KALYAN JAR,
 TIRUCHENGODE, 637 215,
 NAMAKKAL DIST. TAMIL NADU.

NON-TEACHING STAFF PERFORMANCE APPRAISAL SCORE SHEET

S.No	Category	Max. score	Score obtained	% of score obtained
1.	Skill /Administration based Training Attended	15	5	33.3%
2.	Rating by Faculty / Lab Incharge	35	34	97.1%
3.	Rating by HoD	20	15	75%
Consolidated Score %				77.14%
Overall Performance				VERY GOOD


HoD


Principal

Note:

Overall Performance is generated based on the following conditions:

- If total consolidated score % is **85%** and above then the result is **EXCELLENT**
- If total consolidated score % is **75%** and above and below **85%** then the result is **VERY GOOD**
- If total consolidated score % is **60%** and above and below **75%** then the result is **GOOD**
- If total consolidated score % is **50%** and above and below **60%** then the result is **SATISFACTORY**
- If total consolidated score % is below **50%** then the result is **POOR**


PRINCIPAL,
K. S. R. INSTITUTE FOR
ENGINEERING AND TECHNOLOGY,
K. S. R. KALVIAHILL ROAD,
TIRUCHENGUPPETA - 612015,
NAMAKKAL DISTRICT, TAMIL NADU.

Non-Teaching Staff Performance Appraisal

Name : S. Abiviruthi CSE
Department : CSE

Designation : Tech Assistant
Academic Year : 2018 -19

1. Details of Skill /Administration based Training Attended (Each Program 5 Points):

S.No	Title of the Program/Course	Date / Duration	Name of the Organization
1.	Orientation Program on	6.8.18	
	Hands on MS Office and	to	KSRIET
	Hardware configuration	10.8.18	
TOTAL		5/15	


2. Rating by Faculty / Lab Incharge

S.No	Category	Rating (1-5)	Remarks
Rating by Faculty / Lab Incharge			
2.1	Subject / Domain Knowledge	5	
2.2	Ability to demonstrate the experiment	4	
2.3	Ability to calibrate equipments	5	
2.4	Knowledge on specification of equipments	5	
2.5	Ability to operate the safety equipments	4	
2.6	Ability to service the components and equipments	5	
2.7	Maintaining Cleanliness of laboratory	5	
TOTAL		33/35	

3. Rating by HoD:


Rating by HoD			
S.No	Category	Rating (1-5)	Remarks
3.1	Maintenance of Files /Records / Equipment's	4	
3.2	Perfection in work	5	
3.3	Ability and willingness to take up additional load in times of exigencies	4	
3.4	Overall rating by HoD	4	
TOTAL		17/20	

(Rating: Poor - 1, Average - 2, Good - 3, Very Good - 4, and Excellent - 5)


 PRINCIPAL,
 K. S. R. INSTITUTE FOR
 ENGINEERING AND TECHNOLOGY,
 K. S. R. VALVINDICAR,
 TIRUCHENGODE - 637 215,
 NAMAKKAL DIST. TAMIL NADU.

NON-TEACHING STAFF PERFORMANCE APPRAISAL SCORE SHEET

S.No	Category	Max. score	Score obtained	% of score obtained
1.	Skill /Administration based Training Attended	15	5	33.3%
2.	Rating by Faculty / Lab Incharge	35	33	94.2%
3.	Rating by HoD	20	17	85%
Consolidated Score %				78.5%
Overall Performance				VERY GOOD


HoD


Principal

Note:

Overall Performance is generated based on the following conditions:

- If total consolidated score % is **85%** and above then the result is **EXCELLENT**
- If total consolidated score % is **75%** and above and below **85%** then the result is **VERY GOOD**
- If total consolidated score % is **60%** and above and below **75%** then the result is **GOOD**
- If total consolidated score % is **50%** and above and below **60%** then the result is **SATISFACTORY**
- If total consolidated score % is below **50%** then the result is **POOR**


PRINCIPAL,
K. S. R. INSTITUTE FOR
ENGINEERING AND TECHNOLOGY,
K. S. R. KALVINAGAR,
TIRUCHENCOOR 617 215,
NAMAKKAL DT. TAMIL NADU.

NON-TEACHING STAFF PERFORMANCE APPRAISAL SCORE SHEET

S.No	Category	Max. score	Score obtained	% of score obtained
1.	Skill /Administration based Training Attended	15	5	33.3%
2.	Rating by Faculty / Lab Incharge	35	32	91.4%
3.	Rating by HoD	20	15	75%
Consolidated Score %				74.28%
Overall Performance				GOOD


HoD


Principal

Note:

Overall Performance is generated based on the following conditions:

- If total consolidated score % is 85% and above then the result is **EXCELLENT**
- If total consolidated score % is 75% and above and below 85% then the result is **VERY GOOD**
- If total consolidated score % is 60% and above and below 75% then the result is **GOOD**
- If total consolidated score % is 50% and above and below 60% then the result is **SATISFACTORY**
- If total consolidated score % is below 50% then the result is **POOR**


PRINCIPAL.
K. S. R. INSTITUTE FOR
ENGINEERING AND TECHNOLOGY,
K. S. R. KALVI NAGAR
TIRUCHENGODE-637 215,
NAMAKKAL Dt. TAMIL NADU.

Non-Teaching Staff Performance Appraisal

Name : T. Udhaya
Department : CSE

Designation : Lab Instructor
Academic Year : 2018-19

1. Details of Skill /Administration based Training Attended (Each Program 5 Points):

S.No	Title of the Program/Course	Date / Duration	Name of the Organization
1.	Orientation Programme on	6.8.18	
	Hands on MS office. and	to	KSRIET
	Hardware configuration	10.8.18	
TOTAL		5 / 15	


2. Rating by Faculty / Lab Incharge

S.No	Category	Rating (1-5)	Remarks
Rating by Faculty / Lab Incharge			
2.1	Subject / Domain Knowledge	5	
2.2	Ability to demonstrate the experiment	5	
2.3	Ability to calibrate equipments	4	
2.4	Knowledge on specification of equipments	5	
2.5	Ability to operate the safety equipments	4	
2.6	Ability to service the components and equipments	4	
2.7	Maintaining Cleanliness of laboratory	5	
TOTAL		32 / 35	

3. Rating by HoD:

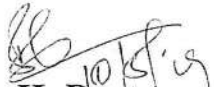
Rating by HoD			
S.No	Category	Rating (1-5)	Remarks
3.1	Maintenance of Files /Records / Equipment's	4	
3.2	Perfection in work	5	
3.3	Ability and willingness to take up additional load in times of exigencies	4	
3.4	Overall rating by HoD	5	
TOTAL		18 / 20	

(Rating: Poor - 1, Average - 2, Good - 3, Very Good - 4, and Excellent - 5)


 PRINCIPAL,
 K. S. R. INSTITUTE FOR
 ENGINEERING AND TECHNOLOGY,
 K. S. R. MAIN NAGAR,
 TIRUCHENGODE-637 215,
 NAMAKKAL Dt. Tamil Nadu.

NON-TEACHING STAFF PERFORMANCE APPRAISAL SCORE SHEET

S.No	Category	Max. score	Score obtained	% of score obtained
1.	Skill /Administration based Training Attended	15	5	33.3%
2.	Rating by Faculty / Lab Incharge	35	32	91.4%
3.	Rating by HoD	20	18	90%
Consolidated Score %				78.5%
Overall Performance				VERY GOOD


HoD


Principal

Note:

Overall Performance is generated based on the following conditions:

- If total consolidated score % is **85%** and above then the result is **EXCELLENT**
- If total consolidated score % is **75%** and above and below **85%** then the result is **VERY GOOD**
- If total consolidated score % is **60%** and above and below **75%** then the result is **GOOD**
- If total consolidated score % is **50%** and above and below **60%** then the result is **SATISFACTORY**
- If total consolidated score % is below **50%** then the result is **POOR**


PRINCIPAL,
K. S. R. INSTITUTE FOR
ENGINEERING AND TECHNOLOGY,
K. S. R. HALI NAGAR,
TIRUCHENCOORE-637 215,
NAMAKKAL DISTRICT, TAMIL NADU.

Non-Teaching Staff Performance Appraisal

Name : S. Abirajuthi
Department : CSE

Designation : Technical Assistant
Academic Year : 2019-20

1. Details of Skill /Administration based Training Attended (Each Program 5 Points):

S.No	Title of the Program/Course	Date / Duration	Name of the Organization
1.	Orientation program on MS Office and Hardware trouble shooting	22.7.19 to 26.7.19	KSRIET
TOTAL		5/15	


2. Rating by Faculty / Lab Incharge

S.No	Category	Rating (1-5)	Remarks
Rating by Faculty / Lab Incharge			
2.1	Subject / Domain Knowledge	5	
2.2	Ability to demonstrate the experiment	4	
2.3	Ability to calibrate equipments	5	
2.4	Knowledge on specification of equipments	4	
2.5	Ability to operate the safety equipments	4	
2.6	Ability to service the components and equipments	5	
2.7	Maintaining Cleanliness of laboratory	5	
TOTAL		32/35	

3. Rating by HoD:

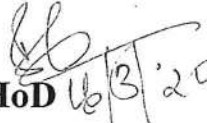
Rating by HoD			
S.No	Category	Rating (1-5)	Remarks
3.1	Maintenance of Files /Records / Equipment's	3	
3.2	Perfection in work	4	
3.3	Ability and willingness to take up additional load in times of exigencies	4	
3.4	Overall rating by HoD	3	
TOTAL		14/20	

(Rating: Poor - 1, Average - 2, Good - 3, Very Good - 4, and Excellent - 5)


 PRINCIPAL
 K. S. R. INSTITUTE FOR
 ENGINEERING AND TECHNOLOGY,
 K. S. R. KALVI NAGAR
 TIRUCHENGODE-637 215,
 NAMAKKAL DL, TAMIL NADU.

NON-TEACHING STAFF PERFORMANCE APPRAISAL SCORE SHEET

S.No	Category	Max. score	Score obtained	% of score obtained
1.	Skill /Administration based Training Attended	15	5	33.3 %.
2.	Rating by Faculty / Lab Incharge	35	32	91.4 %.
3.	Rating by HoD	20	14	70%.
Consolidated Score %				72.8 %.
Overall Performance				GOOD


HoD 16/3/20


Principal

Note:

Overall Performance is generated based on the following conditions:

- If total consolidated score % is **85%** and above then the result is **EXCELLENT**
- If total consolidated score % is **75%** and above and below **85%** then the result is **VERY GOOD**
- If total consolidated score % is **60%** and above and below **75%** then the result is **GOOD**
- If total consolidated score % is **50%** and above and below **60%** then the result is **SATISFACTORY**
- If total consolidated score % is below **50%** then the result is **POOR**


 PRINCIPAL,
 K. S. R. INSTITUTE FOR
 ENGINEERING AND TECHNOLOGY,
 K. S. R. KALVI NAGAR,
 TIRUCHENGODE-637 215,
 NAMAKKAL Dt, TAMIL NADU.

Non-Teaching Staff Performance Appraisal

Name : P. Rajkumar
Department : CSE

Designation : Lab Assistant
Academic Year : 2019 - 20

1. Details of Skill /Administration based Training Attended (Each Program 5 Points):

S.No	Title of the Program/Course	Date / Duration	Name of the Organization
1.	Orientation Programme on M.S office and Hardware configuration.	02.7.19 to 26.7.19	KSRIET
TOTAL		5/15	

2. Rating by Faculty / Lab Incharge

S.No	Category	Rating (1-5)	Remarks
Rating by Faculty / Lab Incharge			
2.1	Subject / Domain Knowledge	4	
2.2	Ability to demonstrate the experiment	5	
2.3	Ability to calibrate equipments	5	
2.4	Knowledge on specification of equipments	5	
2.5	Ability to operate the safety equipments	5	
2.6	Ability to service the components and equipments	5	
2.7	Maintaining Cleanliness of laboratory	5	
TOTAL		34/35	

3. Rating by HoD:


Rating by HoD			
S.No	Category	Rating (1-5)	Remarks
3.1	Maintenance of Files /Records / Equipment's	4	
3.2	Perfection in work	3	
3.3	Ability and willingness to take up additional load in times of exigencies	4	
3.4	Overall rating by HoD	3	
TOTAL		14/20	

(Rating: Poor - 1, Average - 2, Good - 3, Very Good - 4, and Excellent - 5)


 PRINCIPAL
 K. S. R. INSTITUTE FOR
 ENGINEERING AND TECHNOLOGY,
 K. S. R. KALVINAR
 TIRUCHENGODE - 637 215,
 NAMAKKAL DISTRICT, TAMIL NADU.

NON-TEACHING STAFF PERFORMANCE APPRAISAL SCORE SHEET

S.No	Category	Max. score	Score obtained	% of score obtained
1.	Skill /Administration based Training Attended	15	5	33.3%
2.	Rating by Faculty / Lab Incharge	35	34	97.1%
3.	Rating by HoD	20	14	70%
Consolidated Score %				75.7%
Overall Performance				VERY GOOD


HoD 16/3/20


Principal

Note:

Overall Performance is generated based on the following conditions:

- If total consolidated score % is **85%** and above then the result is **EXCELLENT**
- If total consolidated score % is **75%** and above and below **85%** then the result is **VERY GOOD**
- If total consolidated score % is **60%** and above and below **75%** then the result is **GOOD**
- If total consolidated score % is **50%** and above and below **60%** then the result is **SATISFACTORY**
- If total consolidated score % is below **50%** then the result is **POOR**


PRINCIPAL,
K. S. R. INSTITUTE FOR
ENGINEERING AND TECHNOLOGY,
K. S. R. KALVI NAGAR,
TIRUCHENGODE - 621015,
NAMAKKAL DISTRICT, TAMIL NADU.

Non-Teaching Staff Performance Appraisal

Name : T. Velhaya
Department : CSE

Designation : Lab Instructor
Academic Year : 2019-20

1. Details of Skill /Administration based Training Attended (Each Program 5 Points):

S.No	Title of the Program/Course	Date / Duration	Name of the Organization
1.	Orientation programme on MS office and Hardware	22.7.19 to	KSRIET
	Trouble shooting.	26.7.19	
TOTAL		5 / 15	

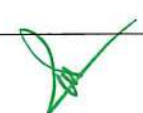
2. Rating by Faculty / Lab Incharge

S.No	Category	Rating (1-5)	Remarks
Rating by Faculty / Lab Incharge			
2.1	Subject / Domain Knowledge	5	
2.2	Ability to demonstrate the experiment	4	
2.3	Ability to calibrate equipments	5	
2.4	Knowledge on specification of equipments	5	
2.5	Ability to operate the safety equipments	5	
2.6	Ability to service the components and equipments	5	
2.7	Maintaining Cleanliness of laboratory	5	
TOTAL		34 / 35	

3. Rating by HoD:

Rating by HoD			
S.No	Category	Rating (1-5)	Remarks
3.1	Maintenance of Files /Records / Equipment's	3	
3.2	Perfection in work	4	
3.3	Ability and willingness to take up additional load in times of exigencies	3	
3.4	Overall rating by HoD	3	
TOTAL		13 / 20	

(Rating: Poor - 1, Average - 2, Good - 3, Very Good - 4, and Excellent - 5)


 PRINCIPAL,
 K. S. R. INSTITUTE FOR
 ENGINEERING AND TECHNOLOGY,
 K. S. R. KALVI NAGAR,
 TIRUCHENGODE - 637 215,
 NAMAKKAL Dt., Tamil Nadu.

NON-TEACHING STAFF PERFORMANCE APPRAISAL SCORE SHEET

S.No	Category	Max. score	Score obtained	% of score obtained
1.	Skill /Administration based Training Attended	15	5	33.3%
2.	Rating by Faculty / Lab Incharge	35	34	97.1%
3.	Rating by HoD	20	13	65%
Consolidated Score %				74.2%
Overall Performance				GOOD


HoD


Principal

Note:

Overall Performance is generated based on the following conditions:

- If total consolidated score % is **85%** and above then the result is **EXCELLENT**
- If total consolidated score % is **75%** and above and below **85%** then the result is **VERY GOOD**
- If total consolidated score % is **60%** and above and below **75%** then the result is **GOOD**
- If total consolidated score % is **50%** and above and below **60%** then the result is **SATISFACTORY**
- If total consolidated score % is below **50%** then the result is **POOR**


PRINCIPAL,
K. S. R. INSTITUTE FOR
ENGINEERING AND TECHNOLOGY,
K. S. R. KALVI NAGAR,
TIRUCHENGODE-637 215,
NAMAKKAL DL TAMIL NADU.



K S R INSTITUTE FOR ENGINEERING AND TECHNOLOGY

Tiruchengode, Namakkal, Tamilnadu – 637 215

Non-Teaching Staff Performance Appraisal

Name : *C. Eswaran*
 Department : *EEE*

Designation : *Lab Assistant*
 Academic Year : *19-20*

1. Details of Skill /Administration based Training Attended (Each Program 5 Points):

S.No	Title of the Program/Course	Date / Duration	Name of the Organization
1	<i>Usage of Fire Extinguisher</i>	<i>6.7.19</i>	<i>KSRIET-EEE</i>
TOTAL		<i>05/15</i>	

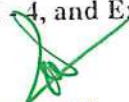
2. Rating by Faculty / Lab Incharge

S.No	Category	Rating (1-5)	Remarks
Rating by Faculty / Lab Incharge			
2.1	Subject / Domain Knowledge	<i>4</i>	
2.2	Ability to demonstrate the experiment	<i>5</i>	
2.3	Ability to calibrate equipments	<i>4</i>	
2.4	Knowledge on specification of equipments	<i>4</i>	
2.5	Ability to operate the safety equipments	<i>5</i>	
2.6	Ability to service the components and equipments	<i>4</i>	
2.7	Maintaining Cleanliness of laboratory	<i>4</i>	
TOTAL		<i>30/35</i>	

3. Rating by HoD:

Rating by HoD			
S.No	Category	Rating (1-5)	Remarks
3.1	Maintenance of Files /Records / Equipment's		
3.2	Perfection in work		
3.3	Ability and willingness to take up additional load in times of exigencies		
3.4	Overall rating by HoD		
TOTAL		<i>/ 20</i>	

(Rating: Poor - 1, Average - 2, Good - 3, Very Good - 4, and Excellent - 5)


 PRINCIPAL,
 K. S. R. INSTITUTE FOR
 ENGINEERING AND TECHNOLOGY,
 K. S. R. KALVI NAGAR,
 TIRUCHENGODE-637 215,
 NAMAKKAL Dt. TAMIL NADU.

NON-TEACHING STAFF PERFORMANCE APPRAISAL SCORE SHEET

S.No	Category	Max. score	Score obtained	% of score obtained
1.	Skill /Administration based Training Attended	15	05	33.33%
2.	Rating by Faculty / Lab Incharge	35	30	85.71%
3.	Rating by HoD	20	18	90%
Consolidated Score %				75.71%
Overall Performance				VERY GOOD


P. Venk
19/12/20
HoD


Principal

Note:

Overall Performance is generated based on the following conditions:

- If total consolidated score % is 85% and above then the result is **EXCELLENT**
- If total consolidated score % is 75% and above and below 85% then the result is **VERY GOOD**
- If total consolidated score % is 60% and above and below 75% then the result is **GOOD**
- If total consolidated score % is 50% and above and below 60% then the result is **SATISFACTORY**
- If total consolidated score % is below 50% then the result is **POOR**


PRINCIPAL,
K. S. R. INSTITUTE FOR
ENGINEERING AND TECHNOLOGY,
K. S. R. KALVI NAGAR,
TIRUCHENGODE-637 215,
NAMAKKAL Dt. TAMIL NADU.



K S R INSTITUTE FOR ENGINEERING AND TECHNOLOGY

Tiruchengode, Namakkal, Tamilnadu – 637 215

Non-Teaching Staff Performance Appraisal

Name : *K. Gopi*
 Department : *EEE*

Designation : *Lab assistant*
 Academic Year : *2019-20*

1. Details of Skill /Administration based Training Attended (Each Program 5 Points):

S.No	Title of the Program/Course	Date / Duration	Name of the Organization
1.	<i>Usage of fire extinguisher</i>	<i>6.7.19</i>	<i>KSRIET-EEE</i>
TOTAL		<i>5 / 15</i>	


2. Rating by Faculty / Lab Incharge

S.No	Category	Rating (1 - 5)	Remarks
Rating by Faculty / Lab Incharge			
2.1	Subject / Domain Knowledge	<i>4</i>	
2.2	Ability to demonstrate the experiment	<i>4</i>	
2.3	Ability to calibrate equipments	<i>5</i>	
2.4	Knowledge on specification of equipments	<i>5</i>	
2.5	Ability to operate the safety equipments	<i>5</i>	
2.6	Ability to service the components and equipments	<i>4</i>	
2.7	Maintaining Cleanliness of laboratory	<i>4</i>	
TOTAL		<i>31 / 35</i>	

3. Rating by HoD:

Rating by HoD			
S.No	Category	Rating (1 - 5)	Remarks
3.1	Maintenance of Files /Records / Equipment's	<i>5</i>	
3.2	Perfection in work	<i>5</i>	
3.3	Ability and willingness to take up additional load in times of exigencies	<i>5</i>	
3.4	Overall rating by HoD	<i>5</i>	
TOTAL		<i>20</i>	

(Rating: Poor - 1, Average - 2, Good - 3, Very Good - 4, and Excellent - 5)


PRINCIPAL,
 K. S. R. INSTITUTE FOR
 ENGINEERING AND TECHNOLOGY,
 K. S. R. KALVI NAGAR,
 TIRUCHENGODE-637 215,
 NAMAKKAL Dt, TAMIL NADU.

EEE

NON-TEACHING STAFF PERFORMANCE APPRAISAL SCORE SHEET

S.No	Category	Max. score	Score obtained	% of score obtained
1.	Skill /Administration based Training Attended	15	05	33.33%
2.	Rating by Faculty / Lab Incharge	35	31	88.57%
3.	Rating by HoD	20	19	95%
Consolidated Score %				78.57%
Overall Performance				VERY GOOD.

P. Veer
27/12/20
HoD


Principal

Note:

Overall Performance is generated based on the following conditions:

- If total consolidated score % is 85% and above then the result is EXCELLENT
- If total consolidated score % is 75% and above and below 85% then the result is VERY GOOD
- If total consolidated score % is 60% and above and below 75% then the result is GOOD
- If total consolidated score % is 50% and above and below 60% then the result is SATISFACTORY
- If total consolidated score % is below 50% then the result is POOR


PRINCIPAL.
K. S. R. INSTITUTE FOR
ENGINEERING AND TECHNOLOGY,
K. S. R. KALVI NAGAR,
TIRUCHENGODE-637 215,
NAMAKKAL DI, TAMIL NADU.



K S R INSTITUTE FOR ENGINEERING AND TECHNOLOGY

Tiruchengode, Namakkal, Tamilnadu – 637 215

Non-Teaching Staff Performance Appraisal

Name : M. Jayaraman
 Department : EEE.

Designation : Lab Assistant
 Academic Year : 2018-19.

1. Details of Skill /Administration based Training Attended (Each Program 5 Points):

S.No	Title of the Program/Course	Date / Duration	Name of the Organization
1.	Basics of House Wiring	6.7.19	KSR IET - EEE
TOTAL		5 / 15	

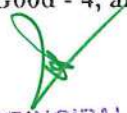
2. Rating by Faculty / Lab Incharge

S.No	Category	Rating (1-5)	Remarks
Rating by Faculty / Lab Incharge			
2.1	Subject / Domain Knowledge	5	
2.2	Ability to demonstrate the experiment	5	
2.3	Ability to calibrate equipments	5	
2.4	Knowledge on specification of equipments	4	
2.5	Ability to operate the safety equipments	5	
2.6	Ability to service the components and equipments	4	
2.7	Maintaining Cleanliness of laboratory	5	
TOTAL		37 / 35	

3. Rating by HoD:

Rating by HoD			
S.No	Category	Rating (1-5)	Remarks
3.1	Maintenance of Files /Records / Equipment's	5	
3.2	Perfection in work	5	
3.3	Ability and willingness to take up additional load in times of exigencies	5	
3.4	Overall rating by HoD	5	
TOTAL		20 / 20	

(Rating: Poor - 1, Average - 2, Good - 3, Very Good - 4, and Excellent - 5)


 PRINCIPAL,
 K. S. R. INSTITUTE FOR
 ENGINEERING AND TECHNOLOGY,
 K. S. R. KALVI NAGAR,
 TIRUCHENGODE-637 215,
 NAMAKKAL DT, TAMIL NADU.

NON-TEACHING STAFF PERFORMANCE APPRAISAL SCORE SHEET

S.No	Category	Max. score	Score obtained	% of score obtained
1.	Skill /Administration based Training Attended	15	05	33.33%
2.	Rating by Faculty / Lab Incharge	35	33	94.28%
3.	Rating by HoD	20	20	100%
Consolidated Score %				82.85%
Overall Performance				VERY GOOD.


HoD

Principal

Note:

Overall Performance is generated based on the following conditions:

- If total consolidated score % is 85% and above then the result is **EXCELLENT**
- If total consolidated score % is 75% and above and below 85% then the result is **VERY GOOD**
- If total consolidated score % is 60% and above and below 75% then the result is **GOOD**
- If total consolidated score % is 50% and above and below 60% then the result is **SATISFACTORY**
- If total consolidated score % is below 50% then the result is **POOR**


 PRINCIPAL,
 K. S. R. INSTITUTE FOR
 ENGINEERING AND TECHNOLOGY,
 K. S. R. KALVI NAGAR,
 TIRUCHENGODE-637 215,
 NAMAKKAL Dt, TAMIL NADU.



K S R INSTITUTE FOR ENGINEERING AND TECHNOLOGY

Tiruchengode, Namakkal, Tamilnadu – 637 215

Non-Teaching Staff Performance Appraisal

Name : KARTHIK P.
 Department : EEE

Designation : LAB ASSISTANT
 Academic Year : 2018-19

1. Details of Skill /Administration based Training Attended (Each Program 5 Points):

S.No	Title of the Program/Course	Date / Duration	Name of the Organization
01.	Basis of House wiring.	1/9/18	KSRIET - EEE
TOTAL		04	15

2. Rating by Faculty / Lab Incharge

S.No	Category	Rating (1 - 5)	Remarks
Rating by Faculty / Lab Incharge			
2.1	Subject / Domain Knowledge	4	
2.2	Ability to demonstrate the experiment	4	
2.3	Ability to calibrate equipments	5	
2.4	Knowledge on specification of equipments	4	
2.5	Ability to operate the safety equipments	5	
2.6	Ability to service the components and equipments	5	
2.7	Maintaining Cleanliness of laboratory	3	
TOTAL		30	35

3. Rating by HoD:

Rating by HoD			
S.No	Category	Rating (1 - 5)	Remarks
3.1	Maintenance of Files /Records / Equipment's	4	
3.2	Perfection in work	4	
3.3	Ability and willingness to take up additional load in times of exigencies	4	
3.4	Overall rating by HoD		
TOTAL		16	20

(Rating: Poor - 1, Average - 2, Good - 3, Very Good - 4, and Excellent - 5)


 PRINCIPAL,
 K. S. R. INSTITUTE FOR
 ENGINEERING AND TECHNOLOGY,
 K. S. R. KALVI NAGAR,
 TIRUCHENGODE-637 215,
 NAMAKKAL DL, TAMIL NADU.

NON-TEACHING STAFF PERFORMANCE APPRAISAL SCORE SHEET

S.No	Category	Max. score	Score obtained	% of score obtained
1.	Skill /Administration based Training Attended	15	05	33.33%
2.	Rating by Faculty / Lab Incharge	35	30	85.71%
3.	Rating by HoD	20	18	90%
Consolidated Score %				75.71%
Overall Performance				VERY GOOD



HoD


Principal

Note:

Overall Performance is generated based on the following conditions:

- If total consolidated score % is 85% and above then the result is **EXCELLENT**
- If total consolidated score % is 75% and above and below 85% then the result is **VERY GOOD**
- If total consolidated score % is 60% and above and below 75% then the result is **GOOD**
- If total consolidated score % is 50% and above and below 60% then the result is **SATISFACTORY**
- If total consolidated score % is below 50% then the result is **POOR**


 PRINCIPAL
 K. S. R. INSTITUTE FOR
 ENGINEERING AND TECHNOLOGY,
 K. S. R. KALVI NAGAR,
 TIRUCHENGODE-637 215,
 NAMAKKAL DI, TAMIL NADU.



K S R INSTITUTE FOR ENGINEERING AND TECHNOLOGY

Tiruchengode, Namakkal, Tamilnadu – 637 215

Non-Teaching Staff Performance Appraisal

Name : E. Dhamodharan Designation : Lab Assistan
 Department : EEE Academic Year : 2017-18

1. Details of Skill /Administration based Training Attended (Each Program 5 Points):

S.No	Title of the Program/Course	Date / Duration	Name of the Organization
1.	Calibration of cro & servicing of RPS	29.7.17	KSRIET
TOTAL		5/15	

2. Rating by Faculty / Lab Incharge

S.No	Category	Rating (1 - 5)	Remarks
Rating by Faculty / Lab Incharge			
2.1	Subject / Domain Knowledge	5	
2.2	Ability to demonstrate the experiment	4	
2.3	Ability to calibrate equipments	4	
2.4	Knowledge on specification of equipments	4	
2.5	Ability to operate the safety equipments	5	
2.6	Ability to service the components and equipments	4	
2.7	Maintaining Cleanliness of laboratory	4	
TOTAL		30/35	

3. Rating by HoD:

Rating by HoD			
S.No	Category	Rating (1 - 5)	Remarks
3.1	Maintenance of Files /Records / Equipment's	5	
3.2	Perfection in work	4	
3.3	Ability and willingness to take up additional load in times of exigencies	4	
3.4	Overall rating by HoD	4	
TOTAL		18 / 20	

(Rating: Poor - 1, Average - 2, Good - 3, Very Good - 4, and Excellent - 5)

PRINCIPAL,
 K. S. R. INSTITUTE FOR
 ENGINEERING AND TECHNOLOGY,
 K. S. R. KALVI NAGAR,
 TIRUCHENGODE-637 215,
 NAMAKKAL DL, TAMIL NADU.

NON-TEACHING STAFF PERFORMANCE APPRAISAL SCORE SHEET

S.No	Category	Max. score	Score obtained	% of score obtained
1.	Skill /Administration based Training Attended	15	05	33.33%
2.	Rating by Faculty / Lab Incharge	35	30	85.71%
3.	Rating by HoD	20	18	90%
Consolidated Score %				75.71%
Overall Performance				VERY GOOD

HoD

Principal

Note:

Overall Performance is generated based on the following conditions:

- If total consolidated score % is 85% and above then the result is **EXCELLENT**
- If total consolidated score % is 75% and above and below 85% then the result is **VERY GOOD**
- If total consolidated score % is 60% and above and below 75% then the result is **GOOD**
- If total consolidated score % is 50% and above and below 60% then the result is **SATISFACTORY**
- If total consolidated score % is below 50% then the result is **POOR**


PRINCIPAL,
K. S. R. INSTITUTE FOR
ENGINEERING AND TECHNOLOGY,
K. S. R. KALVI NAGAR,
TIRUCHENGODE-637 215,
NAMAKKAL DI, TAMIL NADU.



K S R INSTITUTE FOR ENGINEERING AND TECHNOLOGY

Tiruchengode, Namakkal, Tamilnadu – 637 215

Non-Teaching Staff Performance Appraisal

Name : MATHESH R
 Department : EEE

Designation : Lab technician
 Academic Year : 2017-18

I. Details of Skill /Administration based Training Attended (Each Program 5 Points):

S.No	Title of the Program/Course	Date / Duration	Name of the Organization
01.	calibration of CRO & servicing of RPS	29/1/17	KSRIFT EEE
TOTAL		05/15	

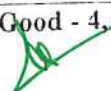
2. Rating by Faculty / Lab Incharge

S.No	Category	Rating (1 - 5)	Remarks
Rating by Faculty / Lab Incharge			
2.1	Subject / Domain Knowledge	5	
2.2	Ability to demonstrate the experiment	5	
2.3	Ability to calibrate equipments	4	
2.4	Knowledge on specification of equipments	5	
2.5	Ability to operate the safety equipments	5	
2.6	Ability to service the components and equipments	4	
2.7	Maintaining Cleanliness of laboratory	5	
TOTAL		33/35	

3. Rating by HoD:

Rating by HoD			
S.No	Category	Rating (1 - 5)	Remarks
3.1	Maintenance of Files /Records / Equipment's	5	
3.2	Perfection in work	5	
3.3	Ability and willingness to take up additional load in times of exigencies	5	
3.4	Overall rating by HoD		
TOTAL		1/20	

(Rating: Poor - 1, Average - 2, Good - 3, Very Good - 4, and Excellent - 5)


 PRINCIPAL,
 K. S. R. INSTITUTE FOR
 ENGINEERING AND TECHNOLOGY,
 K. S. R. KALVI NAGAR,
 TIRUCHENGODE-637 215,
 NAMAKKAL Dt. TAMIL NADU

NON-TEACHING STAFF PERFORMANCE APPRAISAL SCORE SHEET

S.No	Category	Max. score	Score obtained	% of score obtained
1.	Skill /Administration based Training Attended	15	05	33.33%
2.	Rating by Faculty / Lab Incharge	35	32	91.428%
3.	Rating by HoD	20	20	100%
Consolidated Score %				82.85%
Overall Performance				VERY GOOD


HoD

Principal

Note:

Overall Performance is generated based on the following conditions:

- If total consolidated score % is 85% and above then the result is **EXCELLENT**
- If total consolidated score % is 75% and above and below 85% then the result is **VERY GOOD**
- If total consolidated score % is 60% and above and below 75% then the result is **GOOD**
- If total consolidated score % is 50% and above and below 60% then the result is **SATISFACTORY**
- If total consolidated score % is below 50% then the result is **POOR**


PRINCIPAL,
K. S. R. INSTITUTE FOR
ENGINEERING AND TECHNOLOGY,
K. S. R. KALVI NAGAR,
TIRUCHENGODE-637 215,
NAMAKKAL DL. TAMIL NADU.



K S R INSTITUTE FOR ENGINEERING AND TECHNOLOGY

Tiruchengode, Namakkal, Tamilnadu – 637 215

Non-Teaching Staff Performance Appraisal

Name : Madhesh R
 Department : EEE

Designation : Lab Technician
 Academic Year : 2016-2017

1. Details of Skill /Administration based Training Attended (Each Program 5 Points):

S.No	Title of the Program/Course	Date / Duration	Name of the Organization
01.	ms office & system configuration	9/8/16 13/8/16	KSR EET CEE
02.	Basics of house wiring	23/7/16	
TOTAL		10/15	

2. Rating by Faculty / Lab Incharge

S.No	Category	Rating (1-5)	Remarks
Rating by Faculty / Lab Incharge			
2.1	Subject / Domain Knowledge	4	
2.2	Ability to demonstrate the experiment	4	
2.3	Ability to calibrate equipments	4	
2.4	Knowledge on specification of equipments	4	
2.5	Ability to operate the safety equipments	5	
2.6	Ability to service the components and equipments	4	
2.7	Maintaining Cleanliness of laboratory	5	
TOTAL		39/35	

3. Rating by HoD:

Rating by HoD			
S.No	Category	Rating (1-5)	Remarks
3.1	Maintenance of Files /Records / Equipment's		
3.2	Perfection in work		
3.3	Ability and willingness to take up additional load in times of exigencies		
3.4	Overall rating by HoD		
TOTAL		/ 20	

(Rating: Poor - 1, Average - 2, Good - 3, Very Good - 4, and Excellent - 5)

PRINCIPAL,
 K. S. R. INSTITUTE FOR
 ENGINEERING AND TECHNOLOGY,
 K. S. R. KALVI NAGAR,
 TIRUCHENGODE-637 215,
 NAMAKKAL DI, TAMIL NADU.

NON-TEACHING STAFF PERFORMANCE APPRAISAL SCORE SHEET

S.No	Category	Max. score	Score obtained	% of score obtained
1.	Skill /Administration based Training Attended	15	10	66.66%
2.	Rating by Faculty / Lab Incharge	35	30	85.71%
3.	Rating by HoD	20	20	100%
Consolidated Score %				85.71%
Overall Performance				EXCELLENT



HoD


Principal

Note:

Overall Performance is generated based on the following conditions:

- If total consolidated score % is 85% and above then the result is **EXCELLENT**
- If total consolidated score % is 75% and above and below 85% then the result is **VERY GOOD**
- If total consolidated score % is 60% and above and below 75% then the result is **GOOD**
- If total consolidated score % is 50% and above and below 60% then the result is **SATISFACTORY**
- If total consolidated score % is below 50% then the result is **POOR**


 PRINCIPAL,
 K. S. R. INSTITUTE FOR
 ENGINEERING AND TECHNOLOGY,
 K. S. R. KALVI NAGAR,
 TIRUCHENGODE-637 215,
 NAMAKKAL DI, TAMIL NADU.



K S R INSTITUTE FOR ENGINEERING AND TECHNOLOGY

Tiruchengode, Namakkal, Tamilnadu – 637 215

Non-Teaching Staff Performance Appraisal

Name : K. Gopi
 Department : EEE

Designation : LAB ASSISTANT
 Academic Year : 2016-17

1. Details of Skill /Administration based Training Attended (Each Program 5 Points):

S.No	Title of the Program/Course	Date / Duration	Name of the Organization
1.	Basics of house wiring	23.7.16	KSRIET-EEE
TOTAL		5 / 15	

2. Rating by Faculty / Lab Incharge

S.No	Category	Rating (1 - 5)	Remarks
Rating by Faculty / Lab Incharge			
2.1	Subject / Domain Knowledge	5	
2.2	Ability to demonstrate the experiment	5	
2.3	Ability to calibrate equipments	4	
2.4	Knowledge on specification of equipments	5	
2.5	Ability to operate the safety equipments	4	
2.6	Ability to service the components and equipments	5	
2.7	Maintaining Cleanliness of laboratory	5	
TOTAL		33 / 35	

3. Rating by HoD:

Rating by HoD			
S.No	Category	Rating (1 - 5)	Remarks
3.1	Maintenance of Files /Records / Equipment's		
3.2	Perfection in work		
3.3	Ability and willingness to take up additional load in times of exigencies		
3.4	Overall rating by HoD		
TOTAL		 / 20	

(Rating: Poor - 1, Average - 2, Good - 3, Very Good - 4, and Excellent - 5)

PRINCIPAL,
 K S R INSTITUTE FOR
 ENGINEERING AND TECHNOLOGY,
 K. S. R. KALVI NAGAR,
 TIRUCHENGODE-637 215,
 NAMAKKAL Dt. TAMIL NADU.

NON-TEACHING STAFF PERFORMANCE APPRAISAL SCORE SHEET

S.No	Category	Max. score	Score obtained	% of score obtained
1.	Skill /Administration based Training Attended	15	05	33.33%
2.	Rating by Faculty / Lab Incharge	35	33	94.28%
3.	Rating by HoD	20	18	90%
Consolidated Score %				80%
Overall Performance				VERY GOOD

HoD

Principal

Note:

Overall Performance is generated based on the following conditions:

- If total consolidated score % is 85% and above then the result is **EXCELLENT**
- If total consolidated score % is 75% and above and below 85% then the result is **VERY GOOD**
- If total consolidated score % is 60% and above and below 75% then the result is **GOOD**
- If total consolidated score % is 50% and above and below 60% then the result is **SATISFACTORY**
- If total consolidated score % is below 50% then the result is **POOR**


PRINCIPAL,
K. S. R. INSTITUTE FOR
ENGINEERING AND TECHNOLOGY,
K. S. R. KALVI NAGAR,
TIRUCHENGODE-637 215,
NAMAKKAL Dt, TAMIL NADU.

Non-Teaching Staff Performance Appraisal

Name : P. ICARTHI
Department : EEE

Designation : Lab Assistant
Academic Year : 2016-17

1. Details of Skill /Administration based Training Attended (Each Program 5 Points):

S.No	Title of the Program/Course	Date / Duration	Name of the Organization
01.	MS office and hardware configuration	9/8/16 to 13/8/16	KSRIET - CSO
02.	Basics of House Wiring	23/7/16	KSRIET - EEE
TOTAL		10/15	

2. Rating by Faculty / Lab Incharge

S.No	Category	Rating (1 - 5)	Remarks
Rating by Faculty / Lab Incharge			
2.1	Subject / Domain Knowledge	4	
2.2	Ability to demonstrate the experiment	4	
2.3	Ability to calibrate equipments	5	
2.4	Knowledge on specification of equipments	4	
2.5	Ability to operate the safety equipments	5	
2.6	Ability to service the components and equipments	4	
2.7	Maintaining Cleanliness of laboratory	3	
TOTAL		29/35	

3. Rating by HoD:

Rating by HoD			
S.No	Category	Rating (1 - 5)	Remarks
3.1	Maintenance of Files /Records / Equipment's		
3.2	Perfection in work		
3.3	Ability and willingness to take up additional load in times of exigencies		
3.4	Overall rating by HoD		
TOTAL		/ 20	

(Rating: Poor - 1, Average - 2, Good - 3, Very Good - 4, and Excellent - 5)



PRINCIPAL,
K. S. R. INSTITUTE FOR
ENGINEERING AND TECHNOLOGY,
K. S. R. KALVI NAGAR,
TIRUCHENGODE-637 215,
NAMAKKAL Dt. TAMIL NADU.

NON-TEACHING STAFF PERFORMANCE APPRAISAL SCORE SHEET

S.No	Category	Max. score	Score obtained	% of score obtained
1.	Skill /Administration based Training Attended	15	10	66.66%
2.	Rating by Faculty / Lab Incharge	35	29	82.85%
3.	Rating by HoD	20	18	90%
Consolidated Score %				81.42%
Overall Performance				VERY GOOD


HoD

Principal

Note:

Overall Performance is generated based on the following conditions:

- If total consolidated score % is 85% and above then the result is **EXCELLENT**
- If total consolidated score % is 75% and above and below 85% then the result is **VERY GOOD**
- If total consolidated score % is 60% and above and below 75% then the result is **GOOD**
- If total consolidated score % is 50% and above and below 60% then the result is **SATISFACTORY**
- If total consolidated score % is below 50% then the result is **POOR**


PRINCIPAL,
K. S. R. INSTITUTE FOR
ENGINEERING AND TECHNOLOGY,
K. S. R. KALVI NAGAR,
TIRUCHENGODE-637 215,
NAMAKKAL DT, TAMIL NADU.



K S R INSTITUTE FOR ENGINEERING AND TECHNOLOGY

Tiruchengode, Namakkal, Tamilnadu – 637 215

Non-Teaching Staff Performance Appraisal

Name : *G. P. K.*
 Department : *EEE*

Designation : *Lab assistant.*
 Academic Year : *2015-16*

1. Details of Skill / Administration based Training Attended (Each Program 5 Points):

S.No	Title of the Program/Course	Date / Duration	Name of the Organization
1.	<i>usage of fire extinguisher.</i>	<i>08.08.15</i>	<i>KSRIET - EEE</i>
TOTAL		<i>5 / 15</i>	


2. Rating by Faculty / Lab Incharge

S.No	Category	Rating (1 - 5)	Remarks
Rating by Faculty / Lab Incharge			
2.1	Subject / Domain Knowledge	<i>5</i>	
2.2	Ability to demonstrate the experiment	<i>4</i>	
2.3	Ability to calibrate equipments	<i>4</i>	
2.4	Knowledge on specification of equipments	<i>5</i>	
2.5	Ability to operate the safety equipments	<i>5</i>	
2.6	Ability to service the components and equipments	<i>4</i>	
2.7	Maintaining Cleanliness of laboratory	<i>5</i>	
TOTAL		<i>32 / 35</i>	

3. Rating by HoD:

Rating by HoD			
S.No	Category	Rating (1 - 5)	Remarks
3.1	Maintenance of Files /Records / Equipment's		
3.2	Perfection in work		
3.3	Ability and willingness to take up additional load in times of exigencies		
3.4	Overall rating by HoD		
TOTAL		<i>/ 20</i>	

(Rating: Poor - 1, Average - 2, Good - 3, Very Good - 4, and Excellent - 5)


 PRINCIPAL,
 K. S. R. INSTITUTE FOR
 ENGINEERING AND TECHNOLOGY,
 K. S. R. KALVI NAGAR,
 TIRUCHENGODE-637 215,
 NAMAKKAL Dt. TAMIL NADU.

NON-TEACHING STAFF PERFORMANCE APPRAISAL SCORE SHEET

S.No	Category	Max. score	Score obtained	% of score obtained
1.	Skill /Administration based Training Attended	15	05	33.33%
2.	Rating by Faculty / Lab Incharge	35	32	91.42%
3.	Rating by HoD	20	18	90%
Consolidated Score %				78.57%
Overall Performance				VERY GOOD

HoD

Principal

Note:

Overall Performance is generated based on the following conditions:

- If total consolidated score % is 85% and above then the result is **EXCELLENT**
- If total consolidated score % is 75% and above and below 85% then the result is **VERY GOOD**
- If total consolidated score % is 60% and above and below 75% then the result is **GOOD**
- If total consolidated score % is 50% and above and below 60% then the result is **SATISFACTORY**
- If total consolidated score % is below 50% then the result is **POOR**


 PRINCIPAL,
 K. S. R. INSTITUTE FOR
 ENGINEERING AND TECHNOLOGY,
 K. S. R. KALVI NAGAR,
 TIRUCHENGODE-637 215,
 NAMAKKAL DI, TAMIL NADU.



K S R INSTITUTE FOR ENGINEERING AND TECHNOLOGY

Tiruchengode, Namakkal, Tamilnadu – 637 215

Non-Teaching Staff Performance Appraisal

Name : P. Karathi
 Department : EEE

Designation : LAB ASSISTANT
 Academic Year : 2015-16

1. Details of Skill /Administration based Training Attended (Each Program 5 Points):

S.No	Title of the Program/Course	Date / Duration	Name of the Organization
01.	MS office and Hardware Config	14/11/15	KSRJET - CSE
02.	Usage of fire Extinguisher.	8/8/15	KSRJET - EEE.
TOTAL		10 / 15	

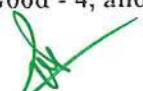
2. Rating by Faculty / Lab Incharge

S.No	Category	Rating (1-5)	Remarks
Rating by Faculty / Lab Incharge			
2.1	Subject / Domain Knowledge	4	
2.2	Ability to demonstrate the experiment	4	
2.3	Ability to calibrate equipments	5	
2.4	Knowledge on specification of equipments	4	
2.5	Ability to operate the safety equipments	5	
2.6	Ability to service the components and equipments	4	
2.7	Maintaining Cleanliness of laboratory	4	
TOTAL		30 / 35	

3. Rating by HoD:

Rating by HoD			
S.No	Category	Rating (1-5)	Remarks
3.1	Maintenance of Files /Records / Equipment's		
3.2	Perfection in work		
3.3	Ability and willingness to take up additional load in times of exigencies		
3.4	Overall rating by HoD		
TOTAL		15 / 20	

(Rating: Poor - 1, Average - 2, Good - 3, Very Good - 4, and Excellent - 5)


 PRINCIPAL,
 K. S. R. INSTITUTE FOR
 ENGINEERING AND TECHNOLOGY,
 K. S. R. KALVI NAGAR
 TIRUCHENGODE - 637 215,
 NAMAKKAL Dt, TAMIL NADU.

NON-TEACHING STAFF PERFORMANCE APPRAISAL SCORE SHEET

S.No	Category	Max. score	Score obtained	% of score obtained
1.	Skill /Administration based Training Attended	15	10	66.66%
2.	Rating by Faculty / Lab Incharge	35	30	85.71%
3.	Rating by HoD	20	16	80%
Consolidated Score %				80%
Overall Performance				VERY GOOD


HoD

Principal

Note:

Overall Performance is generated based on the following conditions:

- If total consolidated score % is 85% and above then the result is **EXCELLENT**
- If total consolidated score % is 75% and above and below 85% then the result is **VERY GOOD**
- If total consolidated score % is 60% and above and below 75% then the result is **GOOD**
- If total consolidated score % is 50% and above and below 60% then the result is **SATISFACTORY**
- If total consolidated score % is below 50% then the result is **POOR**


 PRINCIPAL,
 K. S. R. INSTITUTE FOR
 ENGINEERING AND TECHNOLOGY,
 K. S. R. KALVI NAGAR,
 TIRUCHENGODE-637 215,
 NAMAKKAL Dt, TAMIL NADU.



K S R INSTITUTE FOR ENGINEERING AND TECHNOLOGY

Tiruchengode, Namakkal, Tamilnadu – 637 215

Non-Teaching Staff Performance Appraisal

Name : E. Dharmadharan Designation : Lab Assistant
 Department : EEE Academic Year : 2015-16

1. Details of Skill /Administration based Training Attended (Each Program 5 Points):

S.No	Title of the Program/Course	Date / Duration	Name of the Organization
1.	Award on Usage of fire extinguisher	8.8.15	KSRIET - EEE
TOTAL		5 / 15	


2. Rating by Faculty / Lab Incharge

S.No	Category	Rating (1-5)	Remarks
Rating by Faculty / Lab Incharge			
2.1	Subject / Domain Knowledge	5	
2.2	Ability to demonstrate the experiment	5	
2.3	Ability to calibrate equipments	5	
2.4	Knowledge on specification of equipments	4	
2.5	Ability to operate the safety equipments	5	
2.6	Ability to service the components and equipments	4	
2.7	Maintaining Cleanliness of laboratory	4	
TOTAL		32 / 35	

3. Rating by HoD:

Rating by HoD			
S.No	Category	Rating (1-5)	Remarks
3.1	Maintenance of Files /Records / Equipment's	5	
3.2	Perfection in work	5	
3.3	Ability and willingness to take up additional load in times of exigencies	4	
3.4	Overall rating by HoD	4	
TOTAL		18 / 20	

(Rating: Poor - 1, Average - 2, Good - 3, Very Good - 4, and Excellent - 5)


 PRINCIPAL,
 K. S. R. INSTITUTE FOR
 ENGINEERING AND TECHNOLOGY,
 K. S. R. KALVI NAGAR,
 TIRUCHENGODE-637 215,
 NAMAKKAL DI, TAMIL NADU.

NON-TEACHING STAFF PERFORMANCE APPRAISAL SCORE SHEET

S.No	Category	Max. score	Score obtained	% of score obtained
1.	Skill /Administration based Training Attended	15	5	33.33%
2.	Rating by Faculty / Lab Incharge	35	32	91.42%
3.	Rating by HoD	20	16	80%
Consolidated Score %				75.71%
Overall Performance				Good



HoD


Principal

Note:

Overall Performance is generated based on the following conditions:

- If total consolidated score % is 85 % and above then the result is **EXCELLENT**
- If total consolidated score % is 75 % and above and below 85 % then the result is **VERY GOOD**
- If total consolidated score % is 60 % and above and below 75 % then the result is **GOOD**
- If total consolidated score % is 50 % and above and below 60 % then the result is **SATISFACTORY**
- If total consolidated score % is below 50 % then the result is **POOR**


 PRINCIPAL,
 K. S. R. INSTITUTE FOR
 ENGINEERING AND TECHNOLOGY,
 K. S. R. KALVI NAGAR,
 TIRUCHENGODE-637 215,
 NAMAKKAL DI, TAMIL NADU

Non-Teaching Staff Performance Appraisal

Name : C. Saravanan Kumar
Department : ECE

Designation : Lab Technician
Academic Year : 2016-17

1. Details of Skill /Administration based Training Attended (Each Program 5 Points):

S.No.	Title of the Program/Course	Date / Duration	Name of the Organization
1.	BASICS OF House wiring	1.00 Hr 23.07.16	DEPT OF EEE / KSRIET
2.	MS OFFICE and system specification	09.8.16 13.08.16 5 Hrs	DEPT OF CSE / KSRIET
TOTAL		10/15	

2. Rating by Faculty / Lab Incharge

S.No	Category	Rating (1 - 5)	Remarks
Rating by Faculty / Lab Incharge			
2.1	Subject / Domain Knowledge	5	
2.2	Ability to demonstrate the experiment	4	
2.3	Ability to calibrate equipments	5	
2.4	Knowledge on specification of equipments	5	
2.5	Ability to operate the safety equipments	5	
2.6	Ability to service the components and equipments	4	
2.7	Maintaining Cleanliness of laboratory	4	
TOTAL		32/35	

3. Rating by HoD:

Rating by HoD			
S.No	Category	Rating (1 - 5)	Remarks
3.1	Maintenance of Files /Records / Equipment's	4	
3.2	Perfection in work	5	
3.3	Ability and willingness to take up additional load in times of exigencies	5	
3.4	Overall rating by HoD	5	
TOTAL		19/20	

(Rating: Poor - 1, Average - 2, Good - 3, Very Good - 4, and Excellent - 5)


PRINCIPAL,
K. S. R. INSTITUTE FOR
ENGINEERING AND TECHNOLOGY,
K. S. P. KALVI NAGAR,
TIRUCHENGODE - 637 215,
NAMAKKAL Dt, TAMIL NADU.

NON-TEACHING STAFF PERFORMANCE APPRAISAL SCORE SHEET

S.No	Category	Max. score	Score obtained	% of score obtained
1.	Skill /Administration based Training Attended	15	10	66.6 %
2.	Rating by Faculty / Lab Incharge	35	32	91.4 %
3.	Rating by HoD	20	19	95 %
Consolidated Score %				84.4 %
Overall Performance				Very Good


 HoD


 Principal

Note:

Overall Performance is generated based on the following conditions:

- If total consolidated score % is 85% and above then the result is **EXCELLENT**
- If total consolidated score % is 75% and above and below 85% then the result is **VERY GOOD**
- If total consolidated score % is 60% and above and below 75% then the result is **GOOD**
- If total consolidated score % is 50% and above and below 60% then the result is **SATISFACTORY**
- If total consolidated score % is below 50% then the result is **POOR**


PRINCIPAL,
K. S. R. INSTITUTE FOR
ENGINEERING AND TECHNOLOGY,
K. S. R. KALVI NAGAR,
TIRUCHENGODE - 637 215,
NAMAKKAL Dt, TAMIL NADU.

Non-Teaching Staff Performance Appraisal

Name : L. Radhika
Department : ECE

Designation : Programmer
Academic Year : 2017-18

1. Details of Skill /Administration based Training Attended (Each Program 5 Points):

S.No	Title of the Program/Course	Date / Duration	Name of the Organization
1.	Calibration of CRD & Servicing of RPS	29.07.17 (1 hour)	Dept of EEE/ KSRIET
2.	MS office and system specification	07.08.17 - 16.08.17	Dept. of CSE/ KSRIET
TOTAL		10/15	


2. Rating by Faculty / Lab Incharge

S.No	Category	Rating (1 - 5)	Remarks
Rating by Faculty / Lab Incharge			
2.1	Subject / Domain Knowledge	4	
2.2	Ability to demonstrate the experiment	5	
2.3	Ability to calibrate equipments	4	
2.4	Knowledge on specification of equipments	4	
2.5	Ability to operate the safety equipments	5	
2.6	Ability to service the components and equipments	5	
2.7	Maintaining Cleanliness of laboratory	5	
TOTAL		32/35	

3. Rating by HoD:

Rating by HoD			
S.No	Category	Rating (1 - 5)	Remarks
3.1	Maintenance of Files /Records / Equipment's	5	
3.2	Perfection in work	4	
3.3	Ability and willingness to take up additional load in times of exigencies	5	
3.4	Overall rating by HoD	5	
TOTAL		19/20	


(Rating: Poor - 1, Average - 2, Good - 3, Very Good - 4, and Excellent - 5)


PRINCIPAL,
K. S. R. INSTITUTE FOR
ENGINEERING AND TECHNOLOGY,
K. S. R. KALVI NAGAR,
TIRUCHENGODE - 637 215,
NAMAKKAL DL, TAMIL NADU.

NON-TEACHING STAFF PERFORMANCE APPRAISAL SCORE SHEET

S.No	Category	Max. score	Score obtained	% of score obtained
1.	Skill /Administration based Training Attended	15	10	66.67%.
2.	Rating by Faculty / Lab Incharge	35	32	91.4%.
3.	Rating by HoD	20	19	95%.
Consolidated Score %				84.39%.
Overall Performance				VERY GOOD


HoD 27/08/18


Principal 27/08/18

Note:

Overall Performance is generated based on the following conditions:

- If total consolidated score % is 85% and above then the result is **EXCELLENT**
- If total consolidated score % is 75% and above and below 85% then the result is **VERY GOOD**
- If total consolidated score % is 60% and above and below 75% then the result is **GOOD**
- If total consolidated score % is 50% and above and below 60% then the result is **SATISFACTORY**
- If total consolidated score % is below 50% then the result is **POOR**


**PRINCIPAL,
K. S. R. INSTITUTE FOR
ENGINEERING AND TECHNOLOGY,
K. S. R. KALVI NAGAR,
TIRUCHENGODE - 637 215,
KANKAKAL DE, TAMIL NADU.**

Non-Teaching Staff Performance Appraisal

Name : *G. Rajesh*
Department : *ECE*

Designation : *lab technician*
Academic Year : *2018-2019*

1. Details of Skill /Administration based Training Attended (Each Program 5 Points):

S.No	Title of the Program/Course	Date / Duration	Name of the Organization
1.	<i>MS office & hardware configuration</i>	<i>6.8.18 to 10.8.18</i>	<i>KSRIET</i>
2.	<i>Basics of house wiring</i>	<i>1.9.2018</i>	<i>KSRIET</i>
TOTAL		<i>00/15</i>	

2. Rating by Faculty / Lab Incharge

S.No	Category	Rating (1 - 5)	Remarks
Rating by Faculty / Lab Incharge			
2.1	Subject / Domain Knowledge	<i>4</i>	
2.2	Ability to demonstrate the experiment	<i>5</i>	
2.3	Ability to calibrate equipments	<i>5</i>	
2.4	Knowledge on specification of equipments	<i>4</i>	
2.5	Ability to operate the safety equipments	<i>5</i>	
2.6	Ability to service the components and equipments	<i>5</i>	
2.7	Maintaining Cleanliness of laboratory	<i>5</i>	
TOTAL		<i>32/35</i>	

3. Rating by HoD:

Rating by HoD			
S.No	Category	Rating (1 - 5)	Remarks
3.1	Maintenance of Files /Records / Equipment's	<i>5</i>	
3.2	Perfection in work	<i>5</i>	
3.3	Ability and willingness to take up additional load in times of exigencies	<i>4</i>	
3.4	Overall rating by HoD	<i>4</i>	
TOTAL		<i>18/20</i>	

(Rating: Poor - 1, Average - 2, Good - 3, Very Good - 4, and Excellent - 5)


PRINCIPAL,
K. S. R. INSTITUTE FOR
ENGINEERING AND TECHNOLOGY,
K. S. R. KALVI NAGAR,
TIRUCHENGODE - 637 215,
NAMAKKAL Dt, TAMIL NADU.

NON-TEACHING STAFF PERFORMANCE APPRAISAL SCORE SHEET

S.No	Category	Max. score	Score obtained	% of score obtained
1.	Skill /Administration based Training Attended	15	10	66.6
2.	Rating by Faculty / Lab Incharge	35	33	94
3.	Rating by HoD	20	18	90
Consolidated Score %				84
Overall Performance				Very good.


HoD


Principal

Note:

Overall Performance is generated based on the following conditions:

- If total consolidated score % is 85% and above then the result is **EXCELLENT**
- If total consolidated score % is 75% and above and below 85% then the result is **VERY GOOD**
- If total consolidated score % is 60% and above and below 75% then the result is **GOOD**
- If total consolidated score % is 50% and above and below 60% then the result is **SATISFACTORY**
- If total consolidated score % is below 50% then the result is **POOR**


**PRINCIPAL,
K. S. R. INSTITUTE FOR
ENGINEERING AND TECHNOLOGY,
K. S. R. KALVI NAGAR,
TIRUCHENGODE - 637 215,
NAMAKKAL Dt, TAMIL NADU.**

Non-Teaching Staff Performance Appraisal

Name : A. Sundara
Department : ECE

Designation : Lab Technician
Academic Year : 2019-2020

1. Details of Skill /Administration based Training Attended (Each Program 5 Points):

S.No	Title of the Program/Course	Date / Duration	Name of the Organization
1.	Usage of Fire Extinguisher	6/7/19 1 hour	KSRIET
2.	Electron Device Laboratory.	15/7/19 19/7/19 5 hours.	Zeal Electronic India Pvt. Ltd.
TOTAL		10 / 15	


2. Rating by Faculty / Lab Incharge

S.No	Category	Rating (1 - 5)	Remarks
Rating by Faculty / Lab Incharge			
2.1	Subject / Domain Knowledge	5	
2.2	Ability to demonstrate the experiment	5	
2.3	Ability to calibrate equipments	5	
2.4	Knowledge on specification of equipments	5	
2.5	Ability to operate the safety equipments	5	
2.6	Ability to service the components and equipments	5	
2.7	Maintaining Cleanliness of laboratory	5	
TOTAL		35/35	

3. Rating by HoD:

Rating by HoD			
S.No	Category	Rating (1 - 5)	Remarks
3.1	Maintenance of Files /Records / Equipment's	4	
3.2	Perfection in work	5	
3.3	Ability and willingness to take up additional load in times of exigencies	5	
3.4	Overall rating by HoD	4	
TOTAL		18/20	


(Rating: Poor - 1, Average - 2, Good - 3, Very Good - 4, and Excellent - 5)


PRINCIPAL,
K. S. R. INSTITUTE FOR
ENGINEERING AND TECHNOLOGY,
K. S. R. KALVI NAGAR,
TIRUCHENGODE - 637 215,
NAMAKKAL DL, TAMIL NADU.

NON-TEACHING STAFF PERFORMANCE APPRAISAL SCORE SHEET

S.No	Category	Max. score	Score obtained	% of score obtained
1.	Skill /Administration based Training Attended	15	10	66.7 %
2.	Rating by Faculty / Lab Incharge	35	35	100 %
3.	Rating by HoD	20	18	90 %
Consolidated Score %				85.3 %
Overall Performance				Excellent



HoD


Principal

Note:

Overall Performance is generated based on the following conditions:

- If total consolidated score % is 85% and above then the result is **EXCELLENT**
- If total consolidated score % is 75% and above and below 85% then the result is **VERY GOOD**
- If total consolidated score % is 60% and above and below 75% then the result is **GOOD**
- If total consolidated score % is 50% and above and below 60% then the result is **SATISFACTORY**
- If total consolidated score % is below 50% then the result is **POOR**


PRINCIPAL,
K. S. R. INSTITUTE FOR
ENGINEERING AND TECHNOLOGY,
K. S. R. KALVI NAGAR,
TIRUCHENGODE - 637 215,
NAMAKKAL Dt, TAMIL NADU.

NON-TEACHING STAFF PERFORMANCE APPRAISAL SCORE SHEET

S.No	Category	Max. score	Score obtained	% of score obtained
1.	Skill /Administration based Training Attended	15	14	93%.
2.	Rating by Faculty / Lab Incharge	35	32	91%.
3.	Rating by HoD	20	18	90%.
Consolidated Score %				91%.
Overall Performance				Excellent

P. M. S. S. S. S.
5/11/21
HoD


Principal

Note:

Overall Performance is generated based on the following conditions:

- If total consolidated score % is **85%** and above then the result is **EXCELLENT**
- If total consolidated score % is **75%** and above and below **85%** then the result is **VERY GOOD**
- If total consolidated score % is **60%** and above and below **75%** then the result is **GOOD**
- If total consolidated score % is **50%** and above and below **60%** then the result is **SATISFACTORY**
- If total consolidated score % is below **50%** then the result is **POOR**


PRINCIPAL,
K. S. R. INSTITUTE FOR
ENGINEERING AND TECHNOLOGY,
K. S. R. KALVIKOTTA,
TIRUCHENGODE - 637 215,
NAMAKKAL Dt, TAMIL NADU.



K S R INSTITUTE FOR ENGINEERING AND TECHNOLOGY

Tiruchengode, Namakkal, Tamilnadu – 637 215

Non-Teaching Staff Performance Appraisal

Name : T. Chitra
Department : Information Technology

Designation : Lab attendant
Academic Year : 2019 - 2020

1. Details of Skill /Administration based Training Attended (Each Program 5 Points):

S.No	Title of the Program/Course	Date / Duration	Name of the Organization
1.	Microsoft Outlook Power point	22.7.19	KSRIET
2.	Projector Installation	26.7.19	
TOTAL		/ 15	

2. Rating by Faculty / Lab Incharge

S.No	Category	Rating (1 - 5)	Remarks
Rating by Faculty / Lab Incharge			
2.1	Subject / Domain Knowledge	4	
2.2	Ability to demonstrate the experiment	4	
2.3	Ability to calibrate equipments	4	
2.4	Knowledge on specification of equipments	4	Agreed to attend the demo classes.
2.5	Ability to operate the safety equipments	5	
2.6	Ability to service the components and equipments	4	
2.7	Maintaining Cleanliness of laboratory	5	
TOTAL		30 / 35	

3. Rating by HoD:

Rating by HoD			
S.No	Category	Rating (1 - 5)	Remarks
3.1	Maintenance of Files /Records / Equipment's	5	
3.2	Perfection in work	4	
3.3	Ability and willingness to take up additional load in times of exigencies	5	
3.4	Overall rating by HoD	4	
TOTAL		19 / 20	

(Rating: Poor - 1, Average - 2, Good - 3, Very Good - 4, and Excellent - 5)

NON-TEACHING STAFF PERFORMANCE APPRAISAL SCORE SHEET

S.No	Category	Max. score	Score obtained	% of score obtained
1.	Skill /Administration based Training Attended	15	14	93%
2.	Rating by Faculty / Lab Incharge	35	30	85%
3.	Rating by HoD	20	18	90%
Consolidated Score %				80%
Overall Performance				Excellent

P. Manoj
5/1/24
HoD

[Signature]
Principal

Note:

Overall Performance is generated based on the following conditions:

- If total consolidated score % is **85%** and above then the result is **EXCELLENT**
- If total consolidated score % is **75%** and above and below **85%** then the result is **VERY GOOD**
- If total consolidated score % is **60%** and above and below **75%** then the result is **GOOD**
- If total consolidated score % is **50%** and above and below **60%** then the result is **SATISFACTORY**
- If total consolidated score % is below **50%** then the result is **POOR**

**PRINCIPAL,
K. S. R. INSTITUTE FOR
ENGINEERING AND TECHNOLOGY,
K. S. R. KALMI NAGAR,
TIRUCHENGODE - 637 215,
NAMAKKAL DISTRICT, TAMIL NADU.**



K S R INSTITUTE FOR ENGINEERING AND TECHNOLOGY

Tiruchengode, Namakkal, Tamilnadu – 637 215

Non-Teaching Staff Performance Appraisal

Name : M. Mohammed Raffik Designation : Lab instructor
 Department : Information Technology Academic Year : 2019-20

1. Details of Skill /Administration based Training Attended (Each Program 5 Points):

S.No	Title of the Program/Course	Date / Duration	Name of the Organization
1.	Microsoft Power Point	22-7-19	KSRIET
2.	Projector Installation	26-7-19	KSRIET
TOTAL		15/15	

2. Rating by Faculty / Lab Incharge

S.No	Category	Rating (1-5)	Remarks
Rating by Faculty / Lab Incharge			
2.1	Subject / Domain Knowledge	5	
2.2	Ability to demonstrate the experiment	4	To improve the demonstrate skill
2.3	Ability to calibrate equipments	4	
2.4	Knowledge on specification of equipments	4	
2.5	Ability to operate the safety equipments	5	
2.6	Ability to service the components and equipments	4	
2.7	Maintaining Cleanliness of laboratory	4	
TOTAL		20 / 35	

3. Rating by HoD:

Rating by HoD			
S.No	Category	Rating (1-5)	Remarks
3.1	Maintenance of Files /Records / Equipment's	4	
3.2	Perfection in work	4	
3.3	Ability and willingness to take up additional load in times of exigencies	4	
3.4	Overall rating by HoD	4	
TOTAL		17 / 20	

(Rating: Poor - 1, Average - 2, Good - 3, Very Good - 4, and Excellent - 5)

NON-TEACHING STAFF PERFORMANCE APPRAISAL SCORE SHEET

S.No	Category	Max. score	Score obtained	% of score obtained
1.	Skill /Administration based Training Attended	15	15	100%
2.	Rating by Faculty / Lab Incharge	35	30	85%
3.	Rating by HoD	20	17	85%
Consolidated Score %				88%
Overall Performance				Excellent

P. Manoj
5/12/23
HoD

[Signature]
Principal

Note:

Overall Performance is generated based on the following conditions:

- If total consolidated score % is **85%** and above then the result is **EXCELLENT**
- If total consolidated score % is **75%** and above and below **85%** then the result is **VERY GOOD**
- If total consolidated score % is **60%** and above and below **75%** then the result is **GOOD**
- If total consolidated score % is **50%** and above and below **60%** then the result is **SATISFACTORY**
- If total consolidated score % is below **50%** then the result is **POOR**

[Signature]
PRINCIPAL,
K. S. R. INSTITUTE FOR
ENGINEERING AND TECHNOLOGY,
K. S. R. HALLI ROAD,
TIRUCHENGODE - 627 215,
NAMAKKAL Dt., TAMIL NADU.

NON-TEACHING STAFF PERFORMANCE APPRAISAL SCORE SHEET

S.No	Category	Max. score	Score obtained	% of score obtained
1.	Skill /Administration based Training Attended	15	14	93%
2.	Rating by Faculty / Lab Incharge	35	32	91%
3.	Rating by HoD	20	20	100%
Consolidated Score %				91%
Overall Performance				Excellent

P. Manoj
HoD

[Signature]
Principal

Note:

Overall Performance is generated based on the following conditions:

- If total consolidated score % is **85%** and above then the result is **EXCELLENT**
- If total consolidated score % is **75%** and above and below **85%** then the result is **VERY GOOD**
- If total consolidated score % is **60%** and above and below **75%** then the result is **GOOD**
- If total consolidated score % is **50%** and above and below **60%** then the result is **SATISFACTORY**
- If total consolidated score % is below **50%** then the result is **POOR**

[Signature]
PRINCIPAL,
K. S. R. INSTITUTE FOR
ENGINEERING AND TECHNOLOGY,
K. S. R. COLONY NAGAR,
TIRUCHENGODE - 637 215,
NAMAKKAL DL, TAMIL NADU.



K S R INSTITUTE FOR ENGINEERING AND TECHNOLOGY

Tiruchengode, Namakkal, Tamilnadu – 637 215

Non-Teaching Staff Performance Appraisal

Name : D SENTHIL KUMAR Designation : Lab Instru char
 Department : Mechanical Academic Year : 2019-20

1. Details of Skill /Administration based Training Attended (Each Program 5 Points):

S.No	Title of the Program/Course	Date / Duration	Name of the Organization
1.	usage of fire extinguisher	06-07-19	KSRIET
TOTAL		05/15	


2. Rating by Faculty / Lab Incharge

S.No	Category	Rating (1-5)	Remarks
Rating by Faculty / Lab Incharge			
2.1	Subject / Domain Knowledge	5	
2.2	Ability to demonstrate the experiment	5	
2.3	Ability to calibrate equipments	5	
2.4	Knowledge on specification of equipments	5	
2.5	Ability to operate the safety equipments	4	
2.6	Ability to service the components and equipments	5	
2.7	Maintaining Cleanliness of laboratory	4	
TOTAL		33/35	

3. Rating by HoD:

Rating by HoD			
S.No	Category	Rating (1-5)	Remarks
3.1	Maintenance of Files /Records / Equipment's	4	
3.2	Perfection in work	5	
3.3	Ability and willingness to take up additional load in times of exigencies	5	
3.4	Overall rating by HoD	5	
TOTAL		19/20	

(Rating: Poor - 1, Average - 2, Good - 3, Very Good - 4, and Excellent - 5)


 K. S. R. INSTITUTE FOR
 ENGINEERING AND TECHNOLOGY,
 K. S. R. KALMATHUR,
 TIRUCHENGODE - 637 215,
 NAMAKKAL DISTRICT, TAMIL NADU.

NON-TEACHING STAFF PERFORMANCE APPRAISAL SCORE SHEET

S.No	Category	Max. score	Score obtained	% of score obtained
1.	Skill /Administration based Training Attended	15	05	33.3
2.	Rating by Faculty / Lab Incharge	35	33	94.3
3.	Rating by HoD	20	19	95%
Consolidated Score %			57/20	81.4%
Overall Performance			Very Good	

[Signature]
HoD 21/1/24

[Signature]
Principal 21/1/24

Note:

Overall Performance is generated based on the following conditions:

- If total consolidated score % is 85% and above then the result is **EXCELLENT**
- If total consolidated score % is 75% and above and below 85% then the result is **VERY GOOD**
- If total consolidated score % is 60% and above and below 75% then the result is **GOOD**
- If total consolidated score % is 50% and above and below 60% then the result is **SATISFACTORY**
- If total consolidated score % is below 50% then the result is **POOR**

[Signature]
PRINCIPAL,
K. S. R. INSTITUTE FOR
ENGINEERING AND TECHNOLOGY,
K. S. R. KALYANAGAR,
TIRUCHENGODE - 637 216,
NAMAKKAL DI, TAMIL NADU.



K S R INSTITUTE FOR ENGINEERING AND TECHNOLOGY

Tiruchengode, Namakkal, Tamilnadu – 637 215

Non-Teaching Staff Performance Appraisal

Name : S. Senthil
 Department : Mechanical

Designation : Lab Instructor
 Academic Year : 2019-20

1. Details of Skill /Administration based Training Attended (Each Program 5 Points):

S.No	Title of the Program/Course	Date / Duration	Name of the Organization
1.	Usage of Fire extinguisher	6.7.19	KSRIET
TOTAL		05/15	


2. Rating by Faculty / Lab Incharge

S.No	Category	Rating (1 - 5)	Remarks
Rating by Faculty / Lab Incharge			
2.1	Subject / Domain Knowledge	4	
2.2	Ability to demonstrate the experiment	4	
2.3	Ability to calibrate equipments	3	
2.4	Knowledge on specification of equipments	4	
2.5	Ability to operate the safety equipments	4	
2.6	Ability to service the components and equipments	3	
2.7	Maintaining Cleanliness of laboratory	4	
TOTAL		27/35	

3. Rating by HoD:

Rating by HoD			
S.No	Category	Rating (1 - 5)	Remarks
3.1	Maintenance of Files /Records / Equipment's	5	
3.2	Perfection in work	5	
3.3	Ability and willingness to take up additional load in times of exigencies	4	
3.4	Overall rating by HoD	3	
TOTAL		17/20	

(Rating: Poor - 1, Average - 2, Good - 3, Very Good - 4, and Excellent - 5)


 PRINCIPAL,
 K. S. R. INSTITUTE FOR
 ENGINEERING AND TECHNOLOGY,
 K. S. R. ROAD, LICAR,
 TIRUCHENGODE - 637 215,
 NAMAKKAL DIST, TAMIL NADU.

NON-TEACHING STAFF PERFORMANCE APPRAISAL SCORE SHEET

S.No	Category	Max. score	Score obtained	% of score obtained
1.	Skill /Administration based Training Attended	15	05	33.3%
2.	Rating by Faculty / Lab Incharge	35	27	77%
3.	Rating by HoD	20	17	85%
Consolidated Score %			49/20	63.70%
Overall Performance			Good	


HoD


Principal

Note:

Overall Performance is generated based on the following conditions:

- If total consolidated score % is 85% and above then the result is **EXCELLENT**
- If total consolidated score % is 75% and above and below 85% then the result is **VERY GOOD**
- If total consolidated score % is 60% and above and below 75% then the result is **GOOD**
- If total consolidated score % is 50% and above and below 60% then the result is **SATISFACTORY**
- If total consolidated score % is below 50% then the result is **POOR**


PRINCIPAL,
K. S. R. INSTITUTE FOR
ENGINEERING AND TECHNOLOGY,
K. S. R. HALLS PAGER,
TRICHINGOORE - 627 215,
NAMAKKAL DI, TAMIL NADU.



K S R INSTITUTE FOR ENGINEERING AND TECHNOLOGY

Tiruchengode, Namakkal, Tamilnadu – 637 215

Non-Teaching Staff Performance Appraisal

Name : D. Senthikumar
 Department : Mechanical

Designation : Lab instructor
 Academic Year : 2018-19

1. Details of Skill /Administration based Training Attended (Each Program 5 Points):

S.No	Title of the Program/Course	Date / Duration	Name of the Organization
	<u>Basics of House wiring</u>	<u>01.9.18</u>	<u>KSRIET</u>
TOTAL		<u>0 / 15</u>	


2. Rating by Faculty / Lab Incharge

S.No	Category	Rating (1-5)	Remarks
Rating by Faculty / Lab Incharge			
2.1	Subject / Domain Knowledge	<u>5</u>	
2.2	Ability to demonstrate the experiment	<u>5</u>	
2.3	Ability to calibrate equipments	<u>4</u>	
2.4	Knowledge on specification of equipments	<u>5</u>	
2.5	Ability to operate the safety equipments	<u>5</u>	
2.6	Ability to service the components and equipments	<u>4</u>	
2.7	Maintaining Cleanliness of laboratory	<u>5</u>	
TOTAL		<u>33 / 35</u>	

3. Rating by HoD:


Rating by HoD			
S.No	Category	Rating (1-5)	Remarks
3.1	Maintenance of Files /Records / Equipment's	<u>4</u>	
3.2	Perfection in work	<u>4</u>	
3.3	Ability and willingness to take up additional load in times of exigencies	<u>5</u>	
3.4	Overall rating by HoD	<u>5</u>	
TOTAL		<u>18 / 20</u>	

(Rating: Poor - 1, Average - 2, Good - 3, Very Good - 4, and Excellent - 5)


 PRINCIPAL,
 K. S. R. INSTITUTE FOR
 ENGINEERING AND TECHNOLOGY,
 K. S. R. CAMPUS,
 TIRUCHENGODE - 637 215,
 NAMAKKAL DISTRICT, TAMIL NADU.

NON-TEACHING STAFF PERFORMANCE APPRAISAL SCORE SHEET

S.No	Category	Max. score	Score obtained	% of score obtained
1.	Skill /Administration based Training Attended	15	05	33.33%
2.	Rating by Faculty / Lab Incharge	35	33	94%
3.	Rating by HoD	20	18	90%
Consolidated Score %			56/70	80%
Overall Performance			Very	good


HoD


Principal

Note:

Overall Performance is generated based on the following conditions:

- If total consolidated score % is 85% and above then the result is **EXCELLENT**
- If total consolidated score % is 75% and above and below 85% then the result is **VERY GOOD**
- If total consolidated score % is 60% and above and below 75% then the result is **GOOD**
- If total consolidated score % is 50% and above and below 60% then the result is **SATISFACTORY**
- If total consolidated score % is below 50% then the result is **POOR**


PRINCIPAL
K. S. R. INSTITUTE FOR
ENGINEERING AND TECHNOLOGY,
K. S. R. ROAD, TANDI,
TIRUCHENGOORE - 607 215,
NAMAKKAL DISTRICT, TAMIL NADU.



K S R INSTITUTE FOR ENGINEERING AND TECHNOLOGY

Tiruchengode, Namakkal, Tamilnadu – 637 215

Non-Teaching Staff Performance Appraisal

Name : P. Suresh kumar
 Department : Mechanical

Designation : Lab assistant
 Academic Year : 2018-2019

1. Details of Skill /Administration based Training Attended (Each Program 5 Points):

S.No	Title of the Program/Course	Date / Duration	Name of the Organization
	Basics of house wiring	1.9.18	KSRIET
TOTAL		05/15	


2. Rating by Faculty / Lab Incharge

S.No	Category	Rating (1-5)	Remarks
Rating by Faculty / Lab Incharge			
2.1	Subject / Domain Knowledge	4	
2.2	Ability to demonstrate the experiment	4	
2.3	Ability to calibrate equipments	4	
2.4	Knowledge on specification of equipments	4	
2.5	Ability to operate the safety equipments	3	
2.6	Ability to service the components and equipments	5	
2.7	Maintaining Cleanliness of laboratory	4	
TOTAL		28/35	

3. Rating by HoD:

Rating by HoD			
S.No	Category	Rating (1-5)	Remarks
3.1	Maintenance of Files /Records / Equipment's	5	
3.2	Perfection in work	4	
3.3	Ability and willingness to take up additional load in times of exigencies	5	
3.4	Overall rating by HoD	5	
TOTAL		19/20	

(Rating: Poor - 1, Average - 2, Good - 3, Very Good - 4, and Excellent - 5)


 PRINCIPAL
 K. S. R. INSTITUTE FOR
 ENGINEERING AND TECHNOLOGY,
 K. S. R. COLLEGE ROAD,
 TIRUCHENGODE - 637 215,
 NAMAKKAL DISTRICT, TAMIL NADU.

NON-TEACHING STAFF PERFORMANCE APPRAISAL SCORE SHEET

S.No	Category	Max. score	Score obtained	% of score obtained
1.	Skill /Administration based Training Attended	15	05	33.3%
2.	Rating by Faculty / Lab Incharge	35	28	80%
3.	Rating by HoD	20	19	95%
Consolidated Score %			53/70	75.71.
Overall Performance			Very Good	



HoD


Principal

Note:

Overall Performance is generated based on the following conditions:

- If total consolidated score % is 85% and above then the result is **EXCELLENT**
- If total consolidated score % is 75% and above and below 85% then the result is **VERY GOOD**
- If total consolidated score % is 60% and above and below 75% then the result is **GOOD**
- If total consolidated score % is 50% and above and below 60% then the result is **SATISFACTORY**
- If total consolidated score % is below 50% then the result is **POOR**


PRINCIPAL
K. S. R. INSTITUTE FOR
ENGINEERING AND TECHNOLOGY,
K. S. R. KALYAN NAGAR,
TIRUCHENGODE - 627 215,
NAMAIKAL Dt, TAMIL NADU.



K S R INSTITUTE FOR ENGINEERING AND TECHNOLOGY

Tiruchengode, Namakkal, Tamilnadu – 637 215

Non-Teaching Staff Performance Appraisal

Name : D. Senthil Kumar
 Department : Mechanical

Designation : Lab In-charge
 Academic Year : 2017-18

1. Details of Skill /Administration based Training Attended (Each Program 5 Points):

S.No	Title of the Program/Course	Date / Duration	Name of the Organization
TOTAL		0 / 15	

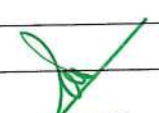
2. Rating by Faculty / Lab Incharge

S.No	Category	Rating (1-5)	Remarks
Rating by Faculty / Lab Incharge			
2.1	Subject / Domain Knowledge	5	
2.2	Ability to demonstrate the experiment	5	
2.3	Ability to calibrate equipments	5	
2.4	Knowledge on specification of equipments	4	
2.5	Ability to operate the safety equipments	5	
2.6	Ability to service the components and equipments	4	
2.7	Maintaining Cleanliness of laboratory	5	
TOTAL		33 / 35	

3. Rating by HoD:

Rating by HoD			
S.No	Category	Rating (1-5)	Remarks
3.1	Maintenance of Files /Records / Equipment's	4	
3.2	Perfection in work	5	
3.3	Ability and willingness to take up additional load in times of exigencies	4	
3.4	Overall rating by HoD	5	
TOTAL		18 / 20	

(Rating: Poor - 1, Average - 2, Good - 3, Very Good - 4, and Excellent - 5)


 PRINCIPAL,
 K. S. R. INSTITUTE FOR
 ENGINEERING AND TECHNOLOGY,
 K. S. R. ROAD,
 TIRUCHENGODE - 637 215,
 NAMAKKAL DISTRICT, TAMIL NADU.

NON-TEACHING STAFF PERFORMANCE APPRAISAL SCORE SHEET

S.No	Category	Max. score	Score obtained	% of score obtained
1.	Skill /Administration based Training Attended	15	0	0
2.	Rating by Faculty / Lab Incharge	35	33	94%
3.	Rating by HoD	20	18	90%
Consolidated Score %			51/70	73%
Overall Performance				Good

[Signature]
HoD

[Signature]
Principal

Note:

Overall Performance is generated based on the following conditions:

- If total consolidated score % is **85%** and above then the result is **EXCELLENT**
- If total consolidated score % is **75%** and above and below **85%** then the result is **VERY GOOD**
- If total consolidated score % is **60%** and above and below **75%** then the result is **GOOD**
- If total consolidated score % is **50%** and above and below **60%** then the result is **SATISFACTORY**
- If total consolidated score % is below **50%** then the result is **POOR**

[Signature]
PRINCIPAL,
K. S. R. INSTITUTE FOR
ENGINEERING AND TECHNOLOGY,
K. S. R. KALMI PAKKAM,
TIRUCHENGODE - 637 215,
NAMAKKAL DISTRICT, TAMIL NADU.



K S R INSTITUTE FOR ENGINEERING AND TECHNOLOGY

Tiruchengode, Namakkal, Tamilnadu – 637 215

Non-Teaching Staff Performance Appraisal

Name : S. Sundhara Sekan Designation : Lab assistant
 Department : Mechanical Academic Year : 2017-2018

1. Details of Skill /Administration based Training Attended (Each Program 5 Points):

S.No	Title of the Program/Course	Date / Duration	Name of the Organization
TOTAL		0 / 15	

2. Rating by Faculty / Lab Incharge

S.No	Category	Rating (1 – 5)	Remarks
Rating by Faculty / Lab Incharge			
2.1	Subject / Domain Knowledge	4	
2.2	Ability to demonstrate the experiment	5	
2.3	Ability to calibrate equipments	4	
2.4	Knowledge on specification of equipments	5	
2.5	Ability to operate the safety equipments	5	
2.6	Ability to service the components and equipments	5	
2.7	Maintaining Cleanliness of laboratory	5	
TOTAL		34 / 35	

3. Rating by HoD:

Rating by HoD			
S.No	Category	Rating (1 – 5)	Remarks
3.1	Maintenance of Files /Records / Equipment's	4	
3.2	Perfection in work	5	
3.3	Ability and willingness to take up additional load in times of exigencies	4	
3.4	Overall rating by HoD	5	
TOTAL		18 / 20	


(Rating: Poor - 1, Average - 2, Good - 3, Very Good - 4, and Excellent - 5)

PRINCIPAL,
 K. S. R. INSTITUTE FOR
 ENGINEERING AND TECHNOLOGY,
 K. S. R. KALYAN NAGAR,
 TIRUCHENGODE - 637 215,
 NAMAKKAL Dt, TAMIL NADU.

NON-TEACHING STAFF PERFORMANCE APPRAISAL SCORE SHEET

S.No	Category	Max. score	Score obtained	% of score obtained
1.	Skill /Administration based Training Attended	15	0	0
2.	Rating by Faculty / Lab Incharge	35	33	94%
3.	Rating by HoD	20	18	90%
Consolidated Score %			51/70	73%
Overall Performance				Good



HoD


Principal

Note:

Overall Performance is generated based on the following conditions:

- If total consolidated score % is **85%** and above then the result is **EXCELLENT**
- If total consolidated score % is **75%** and above and below **85%** then the result is **VERY GOOD**
- If total consolidated score % is **60%** and above and below **75%** then the result is **GOOD**
- If total consolidated score % is **50%** and above and below **60%** then the result is **SATISFACTORY**
- If total consolidated score % is below **50%** then the result is **POOR**


PRINCIPAL,
K. S. R. INSTITUTE FOR
ENGINEERING AND TECHNOLOGY,
K. S. R. KANNIYAKUMAR,
TIRUCHENGODE - 637 215,
NAMAKKAL Dt, TAMIL NADU.



K S R INSTITUTE FOR ENGINEERING AND TECHNOLOGY

Tiruchengode, Namakkal, Tamilnadu – 637 215

Non-Teaching Staff Performance Appraisal

Name : D. SENTHIL KUMAR Designation : Lab instructor
 Department : Mechanical Academic Year : 2016-17

1. Details of Skill /Administration based Training Attended (Each Program 5 Points):

S.No	Title of the Program/Course	Date / Duration	Name of the Organization
TOTAL		5 / 15	


2. Rating by Faculty / Lab Incharge

S.No	Category	Rating (1-5)	Remarks
Rating by Faculty / Lab Incharge			
2.1	Subject / Domain Knowledge	5	
2.2	Ability to demonstrate the experiment	4	
2.3	Ability to calibrate equipments	4	
2.4	Knowledge on specification of equipments	5	
2.5	Ability to operate the safety equipments	5	
2.6	Ability to service the components and equipments	4	
2.7	Maintaining Cleanliness of laboratory	5	
TOTAL		32 / 35	

3. Rating by HoD:

Rating by HoD			
S.No	Category	Rating (1-5)	Remarks
3.1	Maintenance of Files /Records / Equipment's	5	
3.2	Perfection in work	5	
3.3	Ability and willingness to take up additional load in times of exigencies	4	
3.4	Overall rating by HoD	4	
TOTAL		18 / 20	

(Rating: Poor - 1, Average - 2, Good - 3, Very Good - 4, and Excellent - 5)


 PRINCIPAL
 K. S. R. INSTITUTE FOR
 ENGINEERING AND TECHNOLOGY,
 K. S. R. KA. VED. NAGAR,
 TIRUCHENGODE - 637 215,
 NAMAKKAL Dt, TAMIL NADU.

NON-TEACHING STAFF PERFORMANCE APPRAISAL SCORE SHEET

S.No	Category	Max. score	Score obtained	% of score obtained
1.	Skill /Administration based Training Attended	15	0	0
2.	Rating by Faculty / Lab Incharge	35	32	91%
3.	Rating by HoD	20	18	90%
Consolidated Score %			50/70	71%
Overall Performance			Good	



HoD


Principal

Note:

Overall Performance is generated based on the following conditions:

- If total consolidated score % is 85% and above then the result is **EXCELLENT**
- If total consolidated score % is 75% and above and below 85% then the result is **VERY GOOD**
- If total consolidated score % is 60% and above and below 75% then the result is **GOOD**
- If total consolidated score % is 50% and above and below 60% then the result is **SATISFACTORY**
- If total consolidated score % is below 50% then the result is **POOR**


PRINCIPAL
K. S. R. INSTITUTE FOR
ENGINEERING AND TECHNOLOGY,
K. S. R. KALIVAGAR,
TIRUCHENGODE - 637 215,
NAMAKKAL Dt, TAMIL NADU.



K S R INSTITUTE FOR ENGINEERING AND TECHNOLOGY

Tiruchengode, Namakkal, Tamilnadu – 637 215

Non-Teaching Staff Performance Appraisal

Name : V. Gunasagar
 Department : Mechanical

Designation : Lab assistant
 Academic Year : 2016-17

1. Details of Skill /Administration based Training Attended (Each Program 5 Points):

S.No	Title of the Program/Course	Date / Duration	Name of the Organization
TOTAL		0/15	

2. Rating by Faculty / Lab Incharge

S.No	Category	Rating (1 - 5)	Remarks
Rating by Faculty / Lab Incharge			
2.1	Subject / Domain Knowledge	4	
2.2	Ability to demonstrate the experiment	5	
2.3	Ability to calibrate equipments	5	
2.4	Knowledge on specification of equipments	5	
2.5	Ability to operate the safety equipments	4	
2.6	Ability to service the components and equipments	5	
2.7	Maintaining Cleanliness of laboratory	4	
TOTAL		32/35	

3. Rating by HoD:

Rating by HoD			
S.No	Category	Rating (1 - 5)	Remarks
3.1	Maintenance of Files /Records / Equipment's	5	
3.2	Perfection in work	4	
3.3	Ability and willingness to take up additional load in times of exigencies	5	
3.4	Overall rating by HoD	4	
TOTAL		18/20	

(Rating: Poor - 1, Average - 2, Good - 3, Very Good - 4, and Excellent - 5)

PRINCIPAL,
 K. S. R. INSTITUTE FOR
 ENGINEERING AND TECHNOLOGY,
 K. S. R. CAMPUS,
 TIRUCHENGODE - 637 215,
 NAMAMKAL DISTRICT, TAMIL NADU.

NON-TEACHING STAFF PERFORMANCE APPRAISAL SCORE SHEET

S.No	Category	Max. score	Score obtained	% of score obtained
1.	Skill /Administration based Training Attended	15	0	0
2.	Rating by Faculty / Lab Incharge	35	32	91%
3.	Rating by HoD	20	18	90%
Consolidated Score %			50/70	71%
Overall Performance				Good

[Signature]
12/9/12
HoD

[Signature]
Principal

Note:

Overall Performance is generated based on the following conditions:

- If total consolidated score % is 85% and above then the result is **EXCELLENT**
- If total consolidated score % is 75% and above and below 85% then the result is **VERY GOOD**
- If total consolidated score % is 60% and above and below 75% then the result is **GOOD**
- If total consolidated score % is 50% and above and below 60% then the result is **SATISFACTORY**
- If total consolidated score % is below 50% then the result is **POOR**


PRINCIPAL
 K. S. R. ENGINEERING AND TECHNOLOGY,
 K. S. R. ROAD, VILLAGE,
 TIRUCHENGODE - 637 215,
 NAMAIKAL DI, TAMIL NADU.



K S R INSTITUTE FOR ENGINEERING AND TECHNOLOGY

Tiruchengode, Namakkal, Tamilnadu – 637 215

Non-Teaching Staff Performance Appraisal

Name : S. Sundana Sekan Designation : Lab Assistant
 Department : Mechanical Academic Year : 2015-2016

1. Details of Skill /Administration based Training Attended (Each Program 5 Points):

S.No	Title of the Program/Course	Date / Duration	Name of the Organization
1	Autocad	9.5.16 to 12.5.16	KSRIET
TOTAL		5 / 15	

2. Rating by Faculty / Lab Incharge

S.No	Category	Rating (1-5)	Remarks
Rating by Faculty / Lab Incharge			
2.1	Subject / Domain Knowledge	4	
2.2	Ability to demonstrate the experiment	4	
2.3	Ability to calibrate equipments	5	
2.4	Knowledge on specification of equipments	4	
2.5	Ability to operate the safety equipments	4	
2.6	Ability to service the components and equipments	3	
2.7	Maintaining Cleanliness of laboratory	3	
TOTAL		27 / 35	

3. Rating by HoD:

Rating by HoD			
S.No	Category	Rating (1-5)	Remarks
3.1	Maintenance of Files /Records / Equipment's	4	
3.2	Perfection in work	4	
3.3	Ability and willingness to take up additional load in times of exigencies	5	
3.4	Overall rating by HoD	5	
TOTAL		18 / 20	

(Rating: Poor - 1, Average - 2, Good - 3, Very Good - 4, and Excellent - 5)

PRINCIPAL,
 K. S. R. INSTITUTE FOR
 ENGINEERING AND TECHNOLOGY,
 K. S. R. ROAD,
 TIRUCHENGODE - 637 215,
 NAMAKKAL DISTRICT, TAMIL NADU.

NON-TEACHING STAFF PERFORMANCE APPRAISAL SCORE SHEET

S.No	Category	Max. score	Score obtained	% of score obtained
1.	Skill /Administration based Training Attended	15	5	33%
2.	Rating by Faculty / Lab Incharge	35	27	77%
3.	Rating by HoD	20	18	90%
Consolidated Score %			50/70	71%
Overall Performance				Good



 HoD


 Principal

Note:

Overall Performance is generated based on the following conditions:

- If total consolidated score % is **85%** and above then the result is **EXCELLENT**
- If total consolidated score % is **75%** and above and below **85%** then the result is **VERY GOOD**
- If total consolidated score % is **60%** and above and below **75%** then the result is **GOOD**
- If total consolidated score % is **50%** and above and below **60%** then the result is **SATISFACTORY**
- If total consolidated score % is below **50%** then the result is **POOR**


 PRINCIPAL,
 K. S. R. INSTITUTE FOR
 ENGINEERING AND TECHNOLOGY,
 K. S. R. KAVI, ...
 TIRUCHENGODE - 637 215,
 NAMAIGAL Dt, TAMIL NADU.